


# VERGE CEILING WARM DIM

## 24VDC PLASTER-IN LED SYSTEM

DESIGNED BY GREGORY KAY | ASSEMBLED IN AMERICA

REV 07.09.25



### DESCRIPTION

Verge Ceiling is another innovative design that comes from the family of plaster-in 24VDC systems pioneered by PureEdge that recesses within 5/8" drywall without joist modification. Continuing to redefine the relationship between lighting, architecture and interior design, this visionary system elegantly highlights ceiling perimeters while emitting smooth and continuous ambient illumination. Ordered in 1' field-cuttable increments up to 20'. The slim plaster-in aluminum extrusion has a 4" paintable backer plate. Warm Dim technology (27D & 30D) mimics an incandescent atmosphere by decreasing the color temperature as you dim. Our Warm Dim strips can be dimmed all the way down to a soothing amber hue at 1800K, reminiscent of candlelight along the halogen curve. [Click here for all Other Color Temperatures](#). Verge brings together a Modern and Dynamic appearance to Residential and Commercial environments, offering unlimited creativity, and empowering you to design One-of-a-kind spaces every time. Remote Power supplies are required and sold separately. Remote Power supplies are required and sold separately. Coordinate installation with electrical and drywall contractors. Includes a 5-year pro-rated warranty. For custom quotes and layout assistance, send drawings to [design@PureEdgeLighting.com](mailto:design@PureEdgeLighting.com). Designed by Gregory Kay.

### DESIGN NOTE

Verge Ceiling can be installed on a single surface, such as the perimeter of the ceiling, to accentuate or highlight Coves and other Architectural elements. Ambient and harmonious, the plaster-in LED system blends into 5/8" thick drywall to enhance the contemporary aesthetic of interior spaces. Verge offers unsurpassed precision and flexibility that transforms spaces into thoughtful and refined works of art.

### MAXIMUM LENGTHS BEFORE RE-FEEDING

- 5WDC, 4.8 watts per foot - 20'

### LAMP

- Warm Dim: **27D** and **30D** dim down to 1800K, resembling halogen light sources
- Lumen Performance: 184lm/ft at 3000K 5 watts per foot
- Designer Grade High CRI 95+ LEDs
- Average life: 50,000 hours
- For additional color temperatures refer to other specifications

### REMOTE POWER SUPPLIES\*, DIMMERS & CONTROLS (SOLD SEPARATELY)

24VDC, Class 2 wiring

- [UNI Driver: Universal Dimming \(TRIAC, ELV, 0-10V\)](#)  
ELV & TRIAC [Smart Dimmer & Switch](#)
- [0-10V](#)
- [Lutron](#) Hi-Lume/Ecosystem

\*In-Wall mounting and drop ceiling kits available for select power supplies

### MAKE IT SMART

- [Pure Smart™ WiZ Pro Controls](#)

### INCLUDED COMPONENTS

Junction Box, Adjustable Mounting Bars, Backer Plate, Verge Ceiling Channel(s), Drywall Screws, LED Strip, and Lens(es)

### APPLICATIONS

Indoor damp or dry locations only. Ideal for Ceiling Perimeters and outlining Architectural Elements in Residential, Commercial, Retail, Education, or Healthcare Institutions and Hospitality environments.

### COMPLIANCE

ETL, Class 2, Damp Location, Assembled in the USA.

For quick & easy reference, plus the most up-to-date pricing, use our [Verge Ceiling Configurator](#).

**PureEdge** is the Original Designer of 5/8" Drywall Products, Backed by Over 30 Years of Precision Manufacturing and Design.

System	Watts Per Foot	Length in Feet	Color Temperature
<b>VGCE</b>	<b>5WDC</b>	<b>20FT</b>	<b>ST27D</b>
VGCE Verge Ceiling	5WDC 4.8 Watts (20ft Max)	1-20FT	ST27D 2700K Warm Dim ST30D 3000K Warm Dim

PROJECT		FIXTURE TYPE		DATE	
---------	--	--------------	--	------	--

# VERGE CEILING WARM DIM

## 24VDC PLASTER-IN LED SYSTEM

### NOMINAL DELIVERED LUMENS

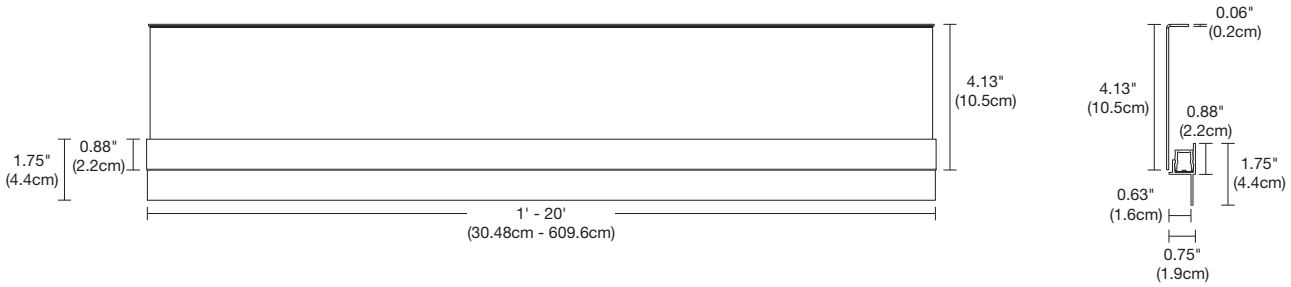
WATTS PER FOOT			
		5W (4.8 watts)	
COLOR TEMPERATURE	27D*		30D*
LUMENS PER FOOT (lm/ft)	181		184
LUMENS PER WATT (lm/w)	38		38
CRI	94+		94+

**LENGTH LOAD CHARTS:** To determine the necessary wire gauge use our [Voltage Drop Calculator](#).

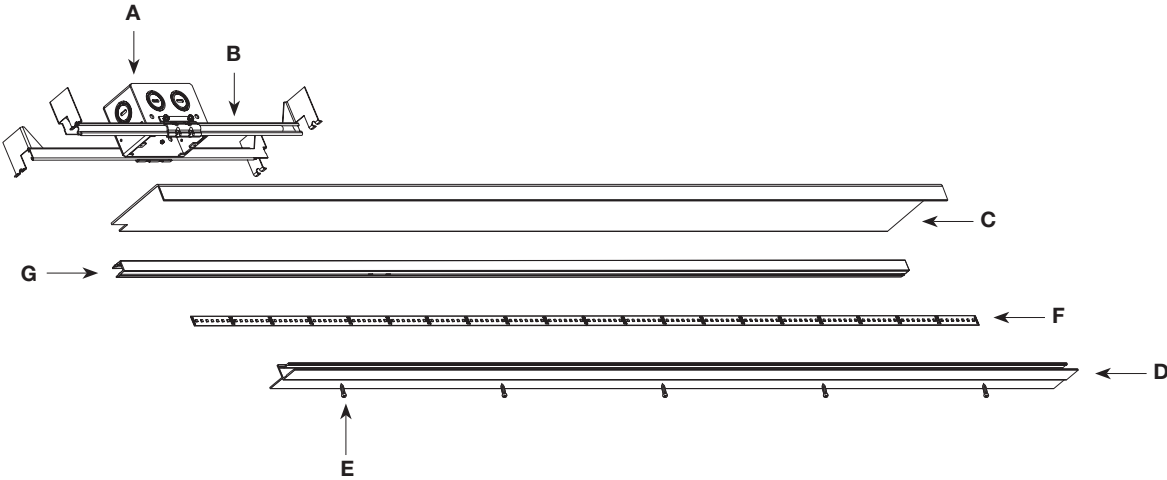
5 WATTS PER FOOT	
LENGTH IN FEET	WATTS
1	5
2	10
3	16
4	20
5	24
6	30
7	34
8	40
9	44
10	48
11	54
12	58
13	64
14	68
15	72
16	78
17	82
18	88
19	92
20	96

# VERGE CEILING WARM DIM

## 24VDC PLASTER-IN LED SYSTEM



### INCLUDED COMPONENTS



#### A. JUNCTION BOX

Mounts behind drywall with Adjustable Mounting Bars. Low Voltage 24VDC wires from Remote Power Supply connect to LED wires inside box. Junction Box opening is covered by the channel, and required at the beginning of each run.

#### B. ADJUSTABLE MOUNTING BARS

Provide flexibility for mounting in a variety of spaces and orientations. May be secured to studs that are spaced 13"-24" apart.

#### C. BACKER PLATE

4" paintable aluminum plate that conceals Junction Box and reflects light.

#### D. VERGE CEILING CHANNEL

5/8" deep extrusion houses a single row of LED Strip.

#### E. DRYWALL SCREWS

Secures channel to drywall and stud.

#### F. LED STRIP

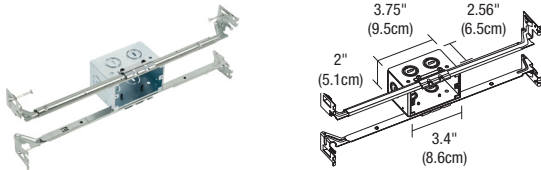
Commercial-grade white or dynamic color-changing LED Strip. See lamp data for additional details.

#### G. LENS

0.6" wide diffused white lens projects a clean line of light without pixelation.

### JUNCTION BOX ROUGH-IN COMPONENT

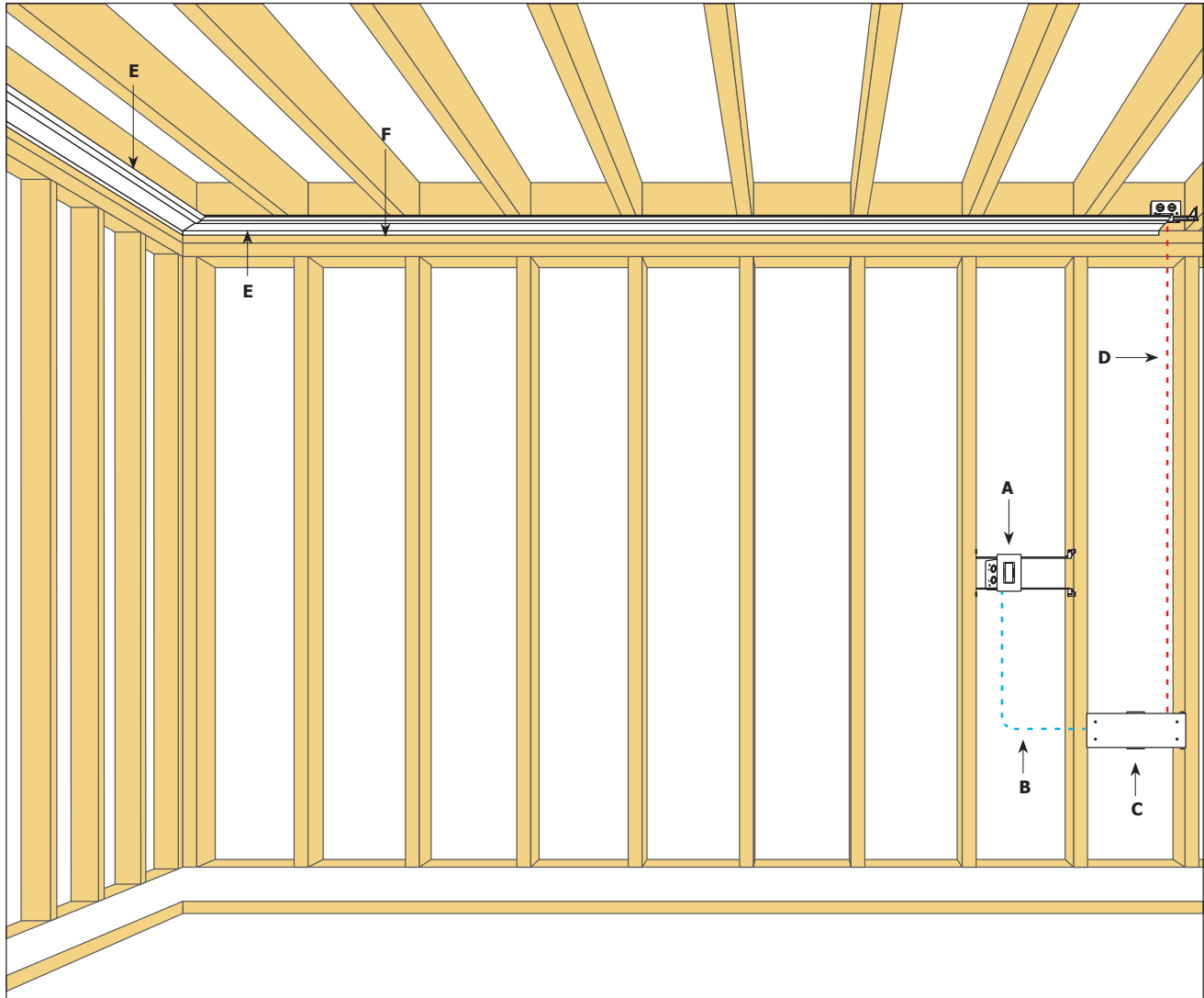
One Junction Box is included with Verge Ceiling. Order additional Junction Box separately to rough-in electrical wiring before drywall installation. Quick shipment available.



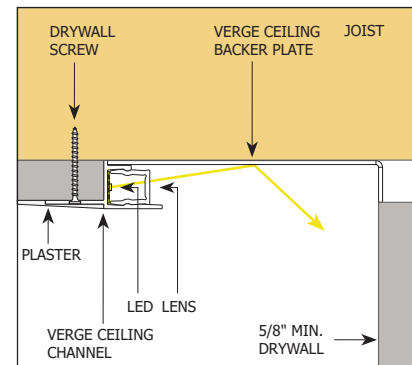
System	Size	Component
<b>VG</b>	<b>1RE</b>	<b>JBOX</b>
VG Verge	1RE 1" Rectangle	JBOX Junction Box

# **VERGE CEILING WARM DIM** 24VDC PLASTER-IN LED SYSTEM

## **INSTALLATION**



- A. DIMMER OR SWITCH**
- B. 120VAC WIRING**
- C. 120V/24VDC REMOTE POWER SUPPLY FOR IN-WALL MOUNTING KIT**
- D. 24VDC, CLASS 2 WIRING**
- E. VERGE CEILING CHANNEL**
- F. LED STRIP**



 Direction of Light

PROJECT		FIXTURE TYPE		DATE	
---------	--	--------------	--	------	--

# PURE SMART™ Wi-Fi DIMMER

FOR TRADITIONAL NON-SMART BULBS & FIXTURES CONNECTED BY WIZ PRO



## DESCRIPTION

The Pure Smart™ Wi-Fi dimmer works with non-smart bulbs and fixtures compatible with forward phase or Triac dimming(not compatible with 0-10V Dimming). Smart Wi-Fi Dimmer also allows for scheduling, grouping, voice control and control from anywhere via the WiZ app on your mobile device or the WiZ Pro Dashboard on your desktop.

## OPERATION\*

Features an ON/OFF switch and dimming functionality activated with a long press of the On (Brightness Up) or Off (Brightness Down) button. 400W Maximum Incandescent load, 150W CFL and/or retrofit LED bulb. Minimum trim and fade in/out settings are adjusted in the WiZ App. Communicates over 2.4 GHz Wi-Fi only. If remote power is being used, this dimmer is only compatible with PureEdge Universal Power Supplies. No Hub Required.

\*When dimming traditional CFL/LEDs, ensure they are marked as dimmable.

## BODY

Durable polycarbonate body. Compatible with decorator style wall plate (Not Included)

## EASY INSTALLATION

The Pure Smart™ Wi-Fi Dimmer installs just like a regular in-wall switch. Works with any non-smart Static CCT or Warm Dim bulb/ fixture compatible with forward phase or Triac dimming. Can be used in 3-way applications with [Pure Smart Room Controllers](#) as companions only (Reference Manual for Wiring Diagram). Compatible with standard gangable boxes. Requires neutral wire. No Hub Required.

## WIZ APP

The Pure Smart™ Dimmer can be controlled via the WiZ app (works with iOS and Android) from anywhere. Voice control enabled when used in conjunction with Google Assistant, Siri, Alexa, IFTTT, and SmartThings. Grouping, zoning, and scheduling can all be programmed with the WiZ app or WiZ Pro Dashboard.

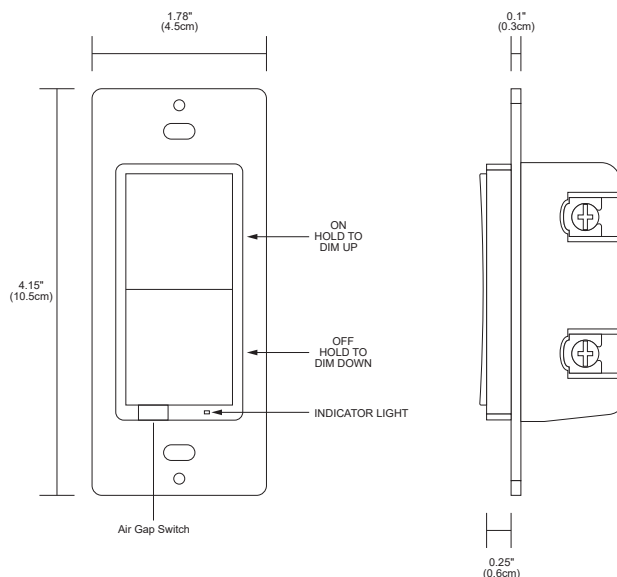
## SECURITY

3rd party log-in and cloud security provide a safe and protected connection. WiZ does not store nor share any personal information.

## SPECIFICATIONS

Approved Location	Dry / Indoor
Input Voltage	120Vac - 60 Hz
Certification	cULus, FCC
Compatible Load(s)	Any non-smart bulb or fixture *Triac, ELV (Reverse Phase/ Trailing Edge dimming) and MLV (Forward Phase/Leading Edge Dimming) only
Maximum Power	Incandescent: 400W Compact Fluorescent (CFL): 150W LED: 150W
Dimming	Dims to 1% with app trim setting at 30%
Operating Temperature	23°F~113°F (-5°C~45°C)
Wireless Frequency	2.4GHz
Radio Frequency	Certified IEEE 802.11, Wi-Fi 2.4Ghz radio
Wireless Standard	IEEE 802.11
Warranty	3-Year

Product	Type	Finish
<b>SWW</b>	<b>DIM</b>	<b>WH</b>
SWW Pure Smart Wall WIZ Pro Connected	DIM Dimmer	WH White

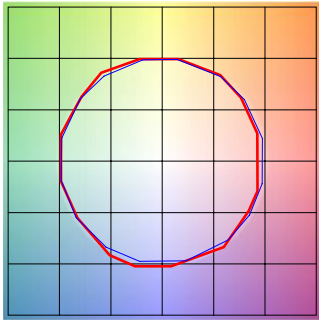


PROJECT		FIXTURE TYPE		DATE	
---------	--	--------------	--	------	--

TM30 DATA
24VDC PLASTER-IN LED SYSTEM

TM-30-15 DATA: The data below is for bare LED Warm Dim Strip. Consistent color temperatures throughout a single strip and among multiple strips is possible through a 3 phase binning process in which each order is inspected with a color meter to ensure uniformity.

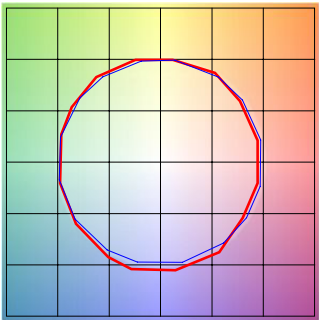
2700D | Rf: 90.7 | Rg: 101.1
Color Vector Graphic



Test Reference

Table with 4 columns: Hue Bin, Rf, Chroma, Hue. Rows 1-16 showing color shift percentages for 2700D.

3000D | Rf: 90.6 | Rg: 101.1
Color Vector Graphic



Test Reference

Table with 4 columns: Hue Bin, Rf, Chroma, Hue. Rows 1-16 showing color shift percentages for 3000D.