

TRULINE 1A 24VDC

BUILD-IT-YOURSELF PLASTER-IN LED SYSTEM

DESIGNED BY GREGORY KAY | ASSEMBLED IN AMERICA

REV 11.22.22



Let The Drywall Be Your Canvas

DESCRIPTION

PureEdge pioneered the TruLine 1A BIY (Build-It-Yourself) Plaster-in, 24VDC LED system that recesses within 5/8" drywall, without any joist modification. Redefining the relationship between Lighting and Interior Design, this innovative and highly efficient system blends seamlessly into the drywall, becoming part of the architecture. The TruLine 1A BIY system simplifies complex configurations by using pre-formed components, streamlining the installation process. The slim extrusions, LED strips, and lenses are field-cuttable, running as long as 40' before re-feeding, providing smooth and glare-free general illumination using designer-grade color rendering LEDs (95+ CRI). With the ability to run in vertical, horizontal, and diagonal directions or wrap both inside and outside corners, the compositions are truly endless. TruLine 1A is available in a broad range of standard color temperatures from **2400K** through **4000K**, Warm Dim (**27D** or **30D**) and Tunable White (**2K6K** or **27K6**), Dynamic **RGB**, **RGB+White** in 2000K (special order in 27K, 30K and 40K), and TruColor™ **RGBTW** color changing RGB with Tunable White **2000K-6500K**, all in various wattage options. Influenced by Simplicity and Elegance, the TruLine 1A Plaster-in system brings together a modern and dynamic appearance to residential and commercial environments, offering unlimited creativity, and empowering you to design one-of-a-kind, personalized spaces. Let the drywall be your canvas. Coordinate installation with electrical and drywall contractors. Includes a 5-year pro-rated warranty. For custom designs and quotes, send drawings to design@PureEdgeLighting.com.

ORDERING

TruLine 1A BIY can be secured to studs spaced 13"-24" apart or between studs with provided mounting clips. Remote Power Supplies are required and sold separately. In-Wall Mounting Kits are available for select power supplies. Channels are sold in 8' increments, field-cuttable to any length, the LED strips are ordered in 1' increments, and can be cut every 2.4", 3", or 4" depending on the color temperature selection.

PRE-FORMED COMPONENTS

8' Channel and Lens, End Feed Power Connector, Center Feed Power Connector, L-Picture Frame Power Connector, Junction Box, Outside Corner Channel Connector, Inside Corner Channel Connector, Channel Joiners, Take-Up Box, Solderless Push & Light Straight Joiner, In & Out Modular Ceiling or Suspension Connector.

LAMP

- Static White Color Temperatures ranging from **2400K-4000K**
- Warm Dim: **27D** and **30D** dim down to 1800K, resembling halogen light sources
- Tunable White: **2K6K** and **27K6** grants independent control for adjusting color temperature and intensity
- Dynamic RGB & RGB+White in 2000K (**RGB**, **RGB20K**) (special order in 27K, 30K and 40K)
- TruColor™ **RGBTW** Dynamic RGB with Tunable White 2000K-6500K
- Average life: 50,000 hours

DESIGN NOTE

TruLine 1A can be installed on a single surface, join runs on multiple planes from wall to ceiling, or from one wall to an adjacent wall. Use TruLine 1A Build-It-Yourself (**BIY**) (sold separately) to create desired configurations, including Mitered Picture Frame and Outside or Inside Corners for Room Wrapping installations. Create square or rectangular compositions with TruQuad 1A.

PICTURE FRAME INSTALLATION

Create 90° turns on a single surface with L-Picture Frame Channel Connectors (**TL1A-L**) and/or L-Picture Frame Power Channel Connectors (**TL1A-LP**). The LED Strip is installed on the side of the channel and bends within L-Shaped Channel Connectors to create continuous illumination on walls and ceilings.

ROOM WRAPPING

Room Wrapping is the style of installation in which you can create 90° angles with Inside Corner Channel Connectors (**TL1A-IC**) and Outside Corner Channel Connectors (**TL1A-OC**). The LED Strip is installed flat on the back wall of the channel, and bends within the inside or outside corners for seamless illumination across surfaces.

To determine the necessary wire gauge use our [Voltage Drop Calculator](#).

APPLICATIONS

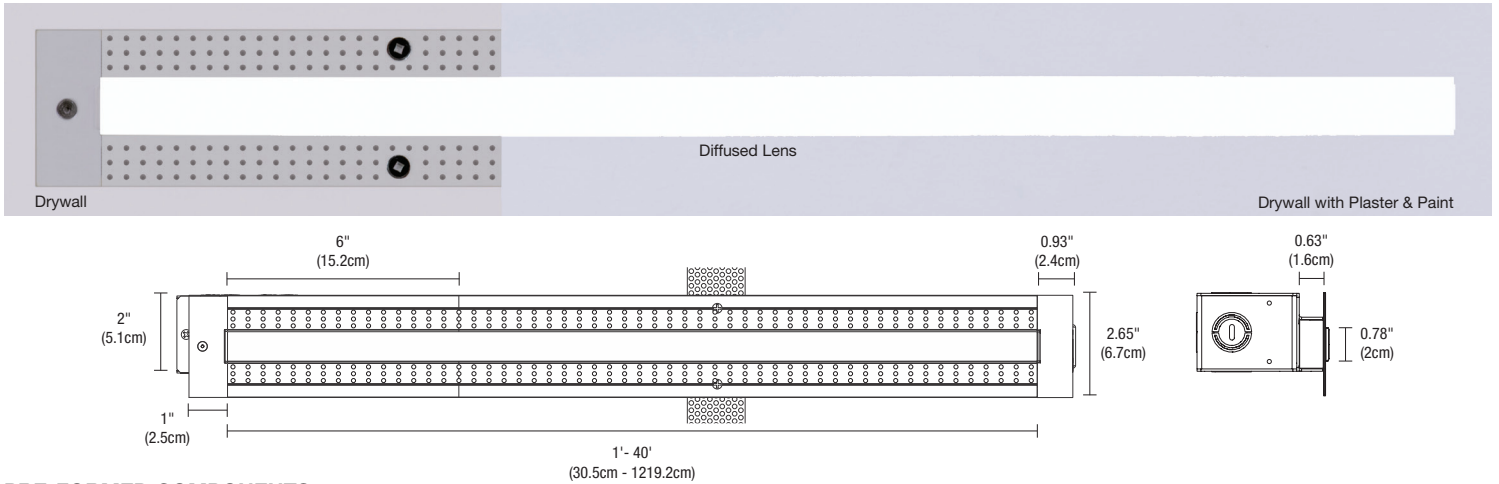
Designed for any Indoor space with drywall, including Damp locations. Ideal applications in Residential, Commercial, Retail, and Hospitality

COMPLIANCE

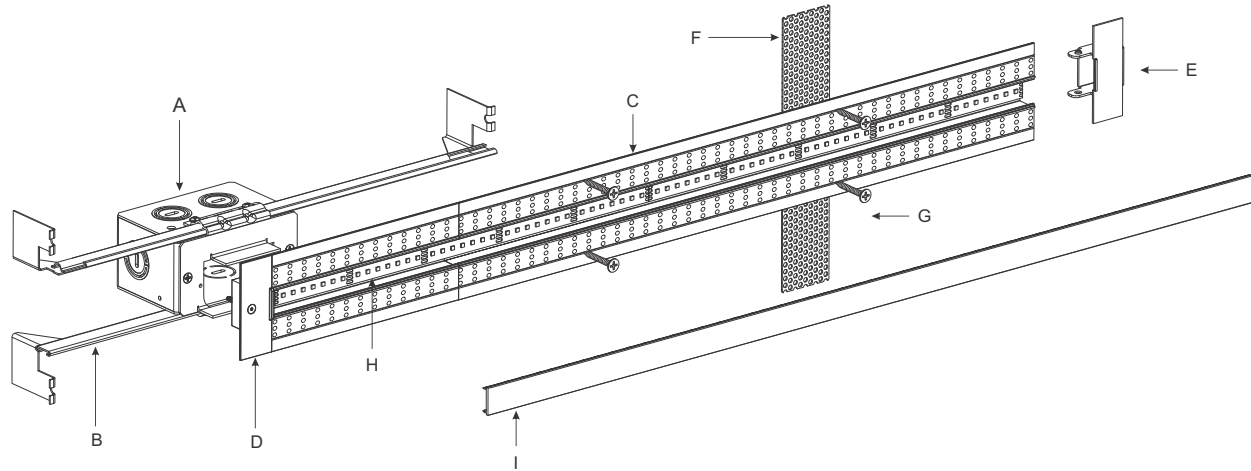
ETL Listed, RoHS, Class 2, Title 24 JA8 listed for 2700K CCT and above when used with PureEdge remote Universal power supplies Damp Location, Made in USA. to access our full Title 24 compliance listings: pureedgelighting.com/resources

PureEdge is the Original Designer of 5/8" Drywall Products, Backed by Over 30 Years of Precision Manufacturing and Design.

PROJECT	FIXTURE TYPE	DATE
---------	--------------	------



PRE-FORMED COMPONENTS



A. JUNCTION BOX

Mounts behind drywall with Adjustable Mounting Bars. Low Voltage 24VDC wires from Remote Power Supply connect to LED wires inside box. Junction Box opening is covered by channel. Required at the beginning of each run and necessary to rough-in electrical before TruLine installation.

B. ADJUSTABLE MOUNTING BARS

Provides flexibility for mounting in a variety of spaces and orientations. May be secured to studs that are spaced 13"-24" apart.

C. TRULINE 1A CHANNEL

5/8" deep extrusion houses a single row of LED Strip.

D. POWER END CAP

Provides a finished look and prevents light leak at feed-end of run where LED Strip enters channel.

E. TAKE-UP BOX

Prevents dark spots at end of run by tucking excess LED Strip safely behind wall.

F. MOUNTING STRAP

Secures channel to drywall when wall stud is unavailable.

G. DRYWALL SCREW

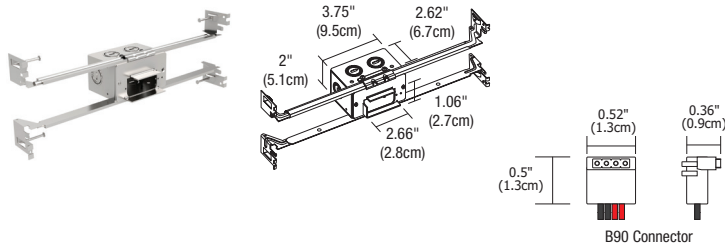
Secures channel to drywall and stud.

H. LED STRIP

Your choice of PureEdge LED Strip.

I. LENS

1" wide diffused white lens projects clean and continuous illumination without pixelation.



JUNCTION BOX ROUGH-IN COMPONENT

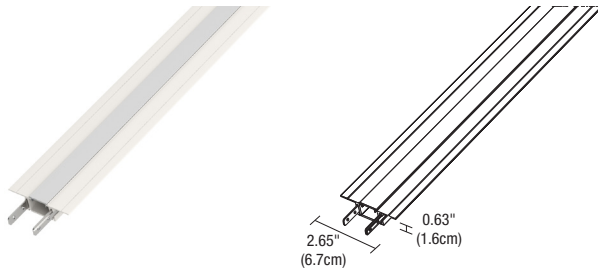
Junction box for rough-in electrical wiring before drywall installation. Includes B90 connector 8 Inches long. Quick shipment available. Required Component.

System	Size	Component	Option
TL1A TL1A TruLine 1A	1RE 1RE 1" Rectangle	JBOX JBOX Junction Box	BLANK RGBW Red, Green, Blue, and White RGBTW Red, Green, Blue, and Tunable White *Leave blank for all other color temperatures

PROJECT	FIXTURE TYPE	DATE
---------	--------------	------

TRULINE 1A 24VDC

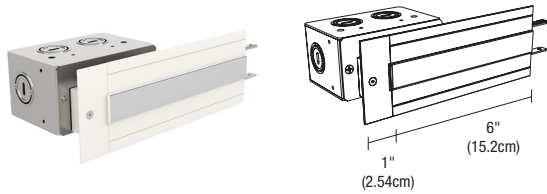
BUILD-IT-YOURSELF PLASTER-IN LED SYSTEM



8' CHANNEL & LENS

8' Plaster-In Channel with Lens. LED Strip (not included) may be installed flat or on the side of the channel. Allows for the creation of Truline 1A BIY systems. Field cuttable to any length. Includes Channel Joiners and mounting straps.

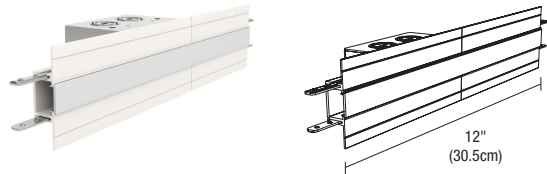
System	Component	Size
TL1A	CHLN	8FT
TL1A TruLine 1A	CHLN Channel and Lens	8FT 8'



END FEED POWER CHANNEL CONNECTOR

Allows 24VDC power to be fed from either end of the channel. LED Strip (not included) may be installed flat or on the side of the channel. Includes Lens, Channel Joiners, Junction Box, Adjustable Mounting Bars, and Power Connectors.

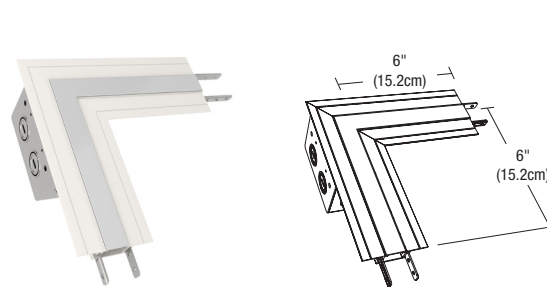
System	Component	Option
TL1A	EP	BLANK
TL1A TruLine 1A	EP End Feed Power Channel Connector	RGBW Red, Green, Blue and White RGBTW Red, Green, Blue and Tunable White *Leave blank for all other color temperatures



CENTER FEED POWER CHANNEL CONNECTOR

Allows 24VDC power to be fed from the center of the channel. LED Strip (not included) may be installed flat or on the side of the channel. Includes Lens, Channel Joiners, Junction Box, Adjustable Mounting Bars, and Power Connectors.

System	Component	Option
TL1A	CFP	BLANK
TL1A TruLine 1A	CFP Center Feed Power Channel Connector	RGBW Red, Green, Blue and White RGBTW Red, Green, Blue and Tunable White *Leave blank for all other color temperatures

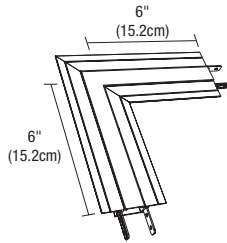


L-PICTURE FRAME POWER CHANNEL CONNECTOR

Allows 24VDC power to be fed from corners for 90° turns (with power) in Picture Frame Installations. LED Strip (not included) bends on the side within the connector to create continuous illumination on a wall or ceiling. LP2 version powers two separate LED Strip sections. LED Strip is installed on the side of the channel. Includes Lens, Channel Joiners, Junction Box, Adjustable Mounting Bars, and Power Connectors.

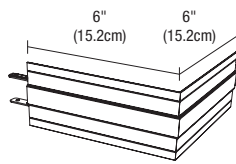

System	Component	Option
TL1A	LP	BLANK
TL1A TruLine 1A	LP L-Picture Frame Power Channel Connector LP2 L-Picture Frame Dual Feed Power Channel Connector	RGBW Red, Green, Blue and White RGBTW Red, Green, Blue and Tunable White *Leave blank for all other color temperatures

PROJECT	FIXTURE TYPE	DATE
---------	--------------	------



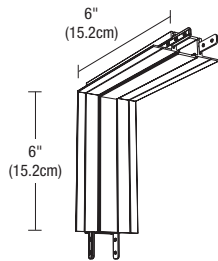
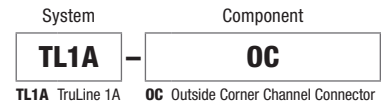
L-PICTURE FRAME CHANNEL CONNECTOR

Allows for Picture Frame installation 90° turns. LED Strip (not included) bends on the side within the connector to create continuous illumination on a wall or ceiling. LED Strip is installed on the side of the channel. Includes Lens and Channel Joiners.



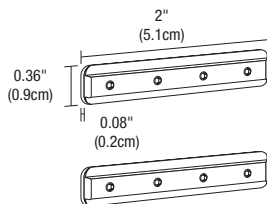
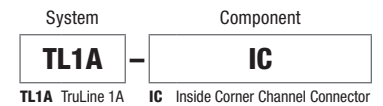
OUTSIDE CORNER CHANNEL CONNECTOR

Outside corners for 90° Room Wrapping installation. LED Strip (not included) bends flat within the outside corners for seamless light across surfaces. For use from wall to ceiling or from one wall to an adjacent wall. Includes Lens and Channel Joiners.



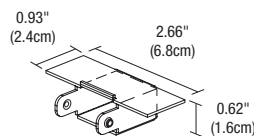
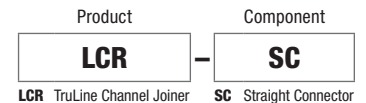
INSIDE CORNER CHANNEL CONNECTOR

Inside corners for 90° Room Wrapping installation. LED Strip (not included) bends flat within the inside corners for seamless light across surfaces. For use from wall to ceiling or from one wall to an adjacent wall. Includes Lens and Channel Joiners.



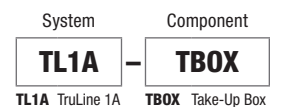
CHANNEL JOINERS

Included with Straight Channel, Channel Connectors, Power Feeds and Take-Up Box. Channel Joiners ship as a pair to connect two channels together. Additional channel joiners may be necessary based on lighting design.



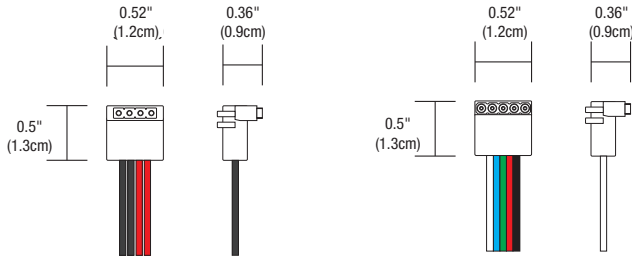
TAKE-UP BOX

Prevents dark spots at end of run by tucking excess LED Strip safely behind wall. Includes Channel Joiners.



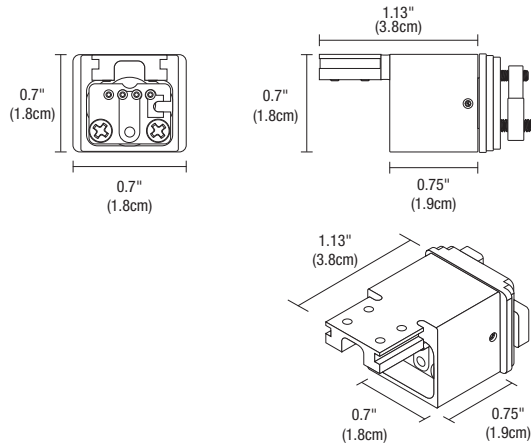
PROJECT	FIXTURE TYPE	DATE
---------	--------------	------

ADDITIONAL COMPONENTS



B90 POWER END CONNECTOR
8" 90°, 24VDC Class 2.

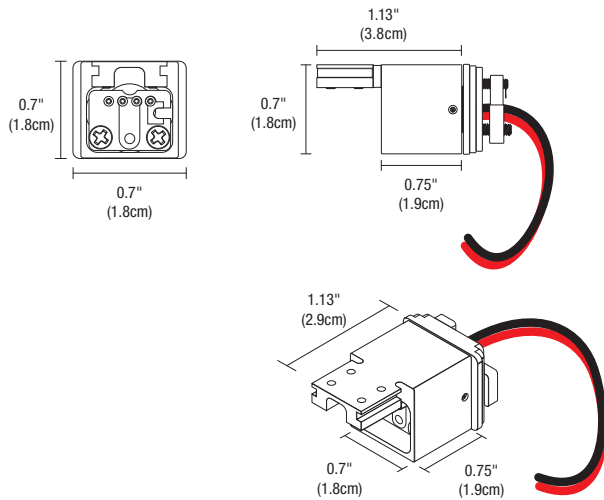
Product	Type	Option	Option
LC	PFE	B90	BLANK
LC LED Connector	PFE Power Feed	B90 Bends 90°	RGBW Red, Green, Blue and White RGBTW Red, Green, Blue and Tunable White *Leave blank for all other color temperatures



IN & OUT CONNECTOR TO CIRRUS D1 MODULAR CEILING & SUSPENSION

TruLine 1A In & Out Connector joins the end of PureEdge Lighting's Cirrus D1 Modular Ceiling or Suspension systems to TruLine 1A recessed extrusion.


System	Type	Finish
TL1A-IO-CIR-D1	CA	SN
TL1A-IO-CIR-D1 TruLine 1A to Cirrus D1 Modular Ceiling and Suspension	CA End Cap	SN Satin Nickel



IN & OUT POWER CONNECTOR TO CIRRUS D1 MODULAR CEILING & SUSPENSION

TruLine 1A In & Out Connector joins and provides power from the end of PureEdge Lighting's Cirrus D1 Modular Ceiling or Suspension systems to TruLine 1A recessed extrusion. Not available for RGBW or RGBTW.

System	Type	Finish
TL1A-IO-CIR-D1	CAP	SN
TL1A-IO-CIR-D1 TruLine 1A to Cirrus D1 Modular Ceiling and Suspension	CAP End Cap Power	SN Satin Nickel



ADDITIONAL CONNECTORS

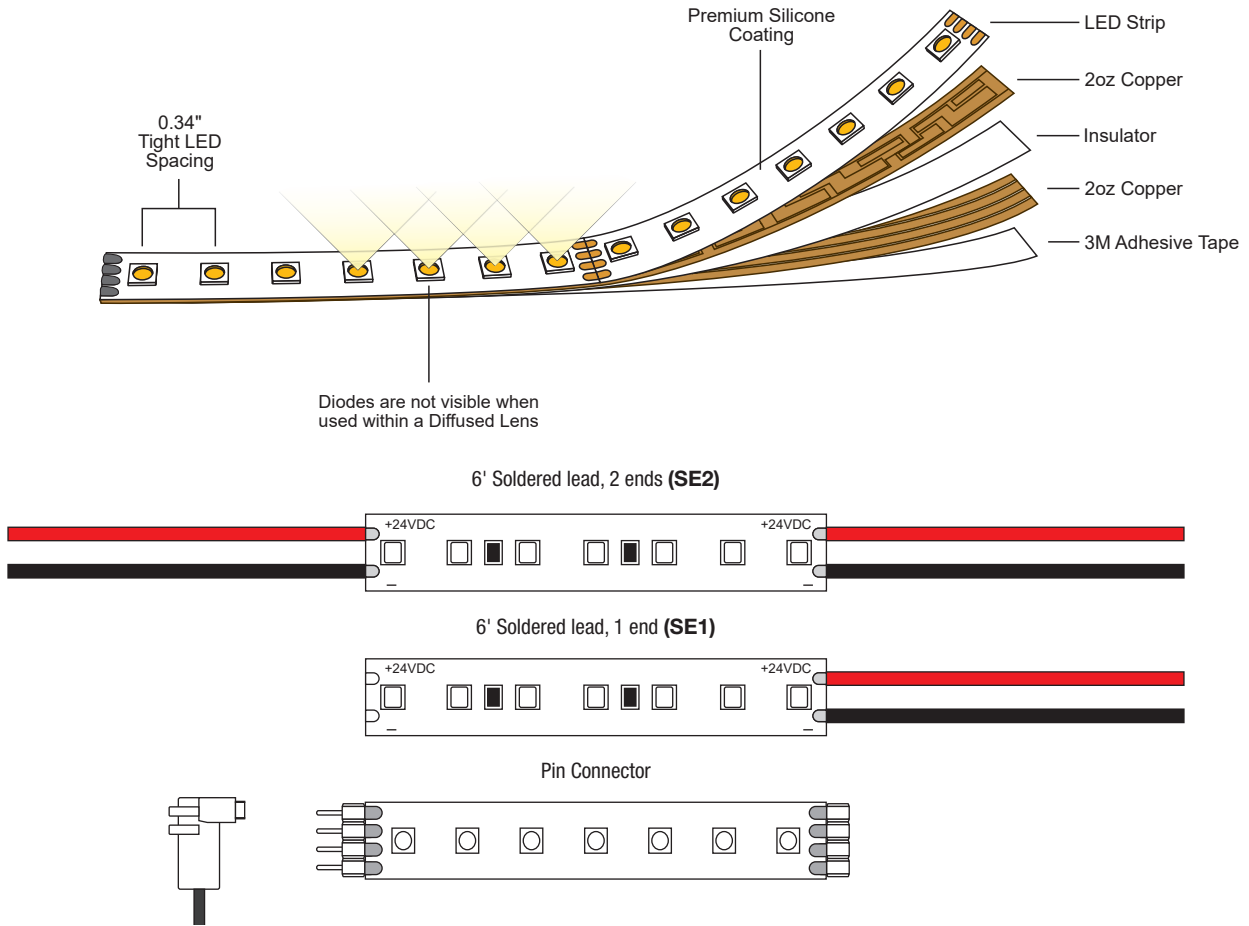
Additional Blank Flexible Connectors used in conjunction. Connector L is used for side mounting applications.

System	Type	Size	Option
SS	CPT	SS-CL	BLANK
SS Soft Strip	CPT Connector Power Tape CL Connector L	3IN 3 Inches (LEAVE BLANK)	RGBW Red, Green, Blue and White RGBTW Red, Green, Blue and Tunable White *Leave blank for all other color temperatures

PROJECT	FIXTURE TYPE	DATE
---------	--------------	------

TRULINE 1A 24VDC

BUILD-IT-YOURSELF PLASTER-IN LED SYSTEM



DELIVERED LUMENS

DESCRIPTION	ST2A					ST5A							ST7A				
WATTS PER FOOT	2.5W					4.4W (*4.8W Warm Dim)							7.3W				
COLOR TEMPERATURE	24K	27K	30K	35K	40K	24K	27K	27D*	30K	30D*	35K	40K	24K	27K	30K	35K	40K
LUMENS PER FOOT (lm/ft)	190	192	200	229	241	350	354	404	369	421	423	446	541	547	570	654	689
LUMENS PER WATT (lm/w)	76	77	80	92	97	80	80	84	84	88	96	101	74	75	78	90	94
CRI	92+	92+	92+	92+	92+	92+	92+	94+	92+	94+	92+	92+	92+	92+	92+	92+	92+

*27D, 30D - Warm Dim (4.8 Watts)

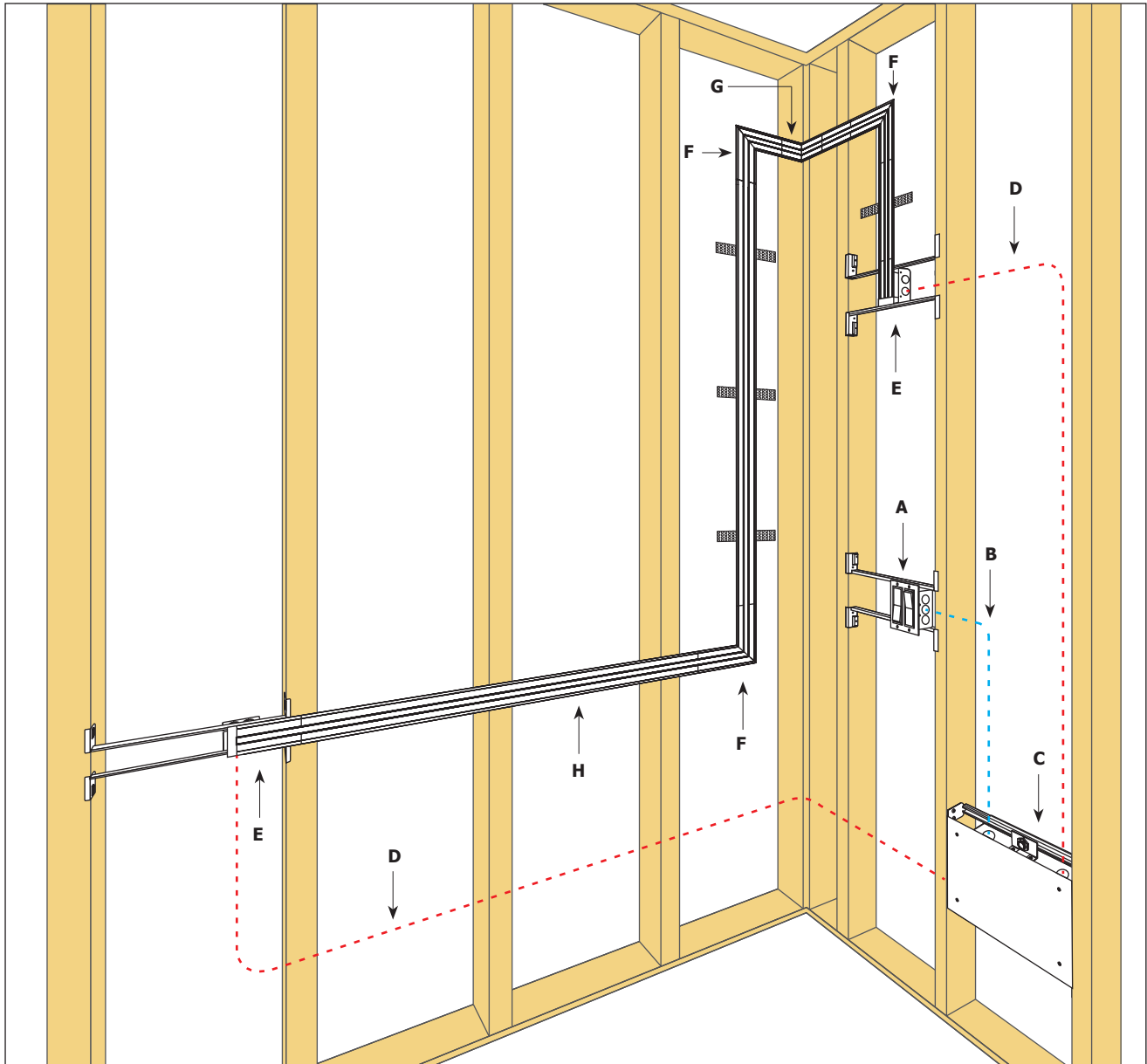
DESCRIPTION	ST2A - 2K6K									ST5A - 2K6K									ST7A - 2K6K									
WATTS PER FOOT	2.5 Watts									4.6 Watts									7.3 Watts									
COLOR TEMPERATURE	20K	22K	24K	27K	30K	35K	40K	57K	65K	20K	22K	24K	27K	30K	35K	40K	57K	65K	20K	22K	24K	27K	30K	35K	40K	57K	65K	
LUMENS PER FOOT (lm/ft)	101	103	104	106	107	110	120	129	138	246	256	266	276	286	306	306	328	331	336	342	358	374	390	406	438	461	466	470
LUMENS PER WATT (lm/w)	55	51	52	53	54	55	60	65	77	53	53	55	57	59	64	68	69	73	53	50	52	54	56	61	64	65	73	
CRI	91+	91+	91+	91+	91+	94+	94+	94+	91+	91+	91+	91+	91+	91+	94+	94+	94+	91+	91+	91+	91+	91+	91+	94+	94+	94+	91+	

DESCRIPTION	ST2A - 27K6									ST5A - 27K6									ST7A - 27K6									
WATTS PER FOOT	2.5 Watts									4.6 Watts									7.3 Watts									
COLOR TEMPERATURE	27K	30K	35K	40K	45K	57K	65K	27K	30K	35K	40K	45K	57K	65K	27K	30K	35K	40K	45K	57K	65K	27K	30K	35K	40K	45K	57K	65K
LUMENS PER FOOT (lm/ft)	110	130	134	137	150	162	154	274	280	291	301	298	296	295	370	379	393	407	402	399	398	370	379	393	407	402	399	398
LUMENS PER WATT (lm/w)	55	52	54	55	60	65	77	69	61	63	66	65	64	74	58	53	55	57	56	55	62	53	50	52	54	56	61	64
CRI	92+	92+	92+	95+	93+	93+	93+	92+	92+	92+	95+	93+	93+	93+	92+	92+	92+	95+	93+	93+	93+	92+	92+	92+	95+	93+	93+	93+


DESCRIPTION	SSW5										SSW7									
WATTS PER FOOT	5 Watts										7 Watts									
COLOR TEMPERATURE	20K	22K	24K	27K	30K	35K	40K	57K	60K	20K	22K	24K	27K	30K	35K	40K	57K	60K		
LUMENS PER FOOT (lm/ft)	132	245	254	268	282	300	314	229	205	142	326	341	358	377	402	427	264	230		
LUMENS PER WATT (lm/w)	73	54	88	63	66	103	75	116	75	42	85	55	60	61	65	73	77	72		
CRI	93	94	95	93	96	96	94	93	93	93	94	94	96	95	96	94	93	93		

PROJECT		FIXTURE TYPE		DATE	
---------	--	--------------	--	------	--

PICTURE FRAME INSTALLATION



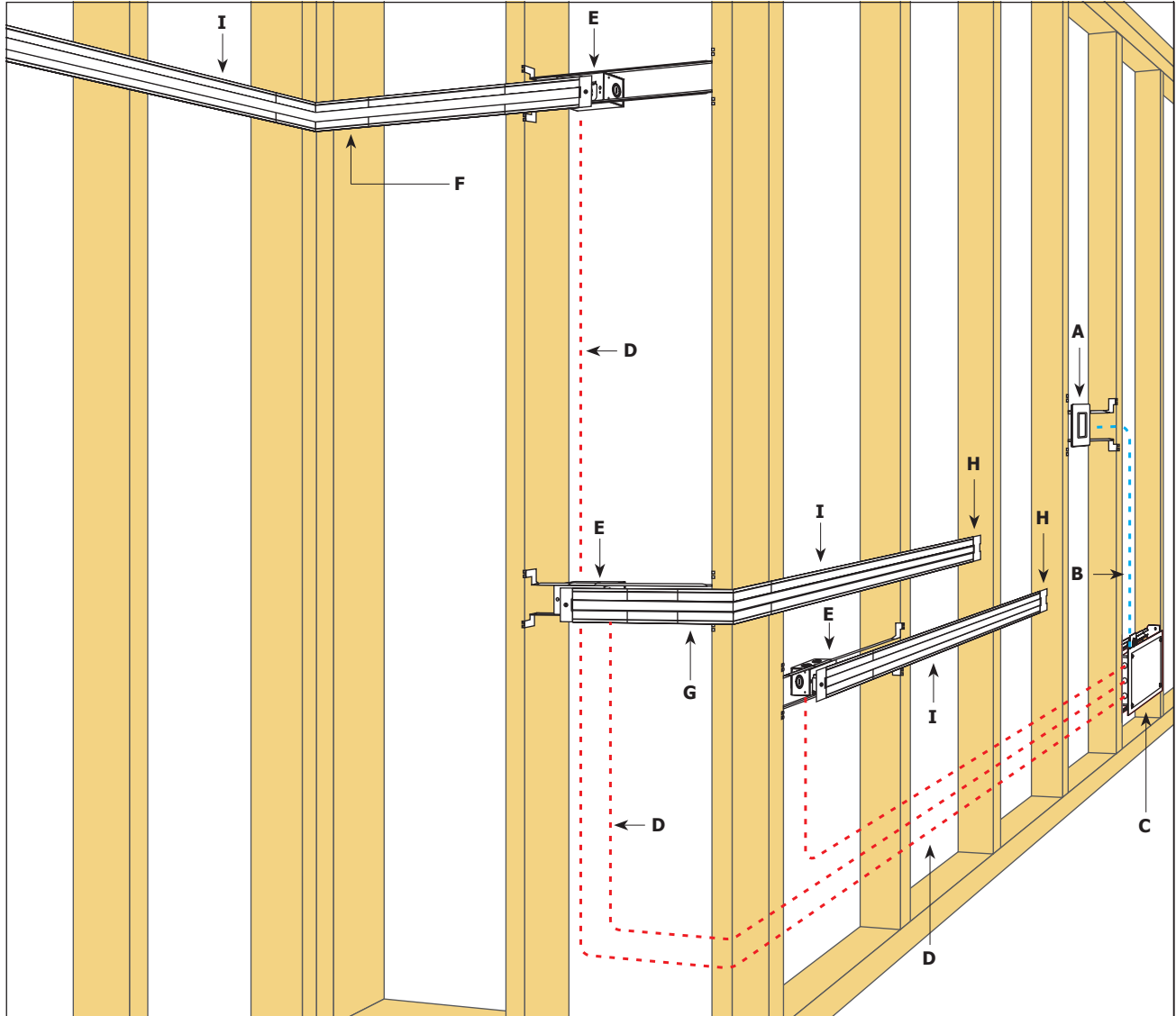
- A. DIMMER OR SWITCH**
- B. 120VAC WIRING**
- C. 120V/24VDC REMOTE POWER SUPPLY WITH IN-WALL MOUNTING KIT**
- D. 24VDC, CLASS 2 WIRING**
- E. END FEED POWER CHANNEL CONNECTOR WITH JUNCTION BOX**
- F. L-PICTURE FRAME CHANNEL CONNECTOR**
- G. INSIDE CORNER CHANNEL CONNECTOR**
- H. TRULINE CHANNEL, LENS, & LED STRIP**



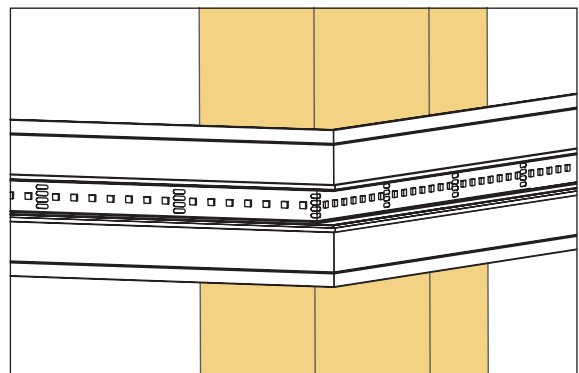
LED on side of the Channel for Picture Frame (L-Connector)

PROJECT	FIXTURE TYPE	DATE
---------	--------------	------

ROOM WRAPPING INSTALLATION



- A. DIMMER OR SWITCH
- B. 120VAC WIRING
- C. 120V/24VDC REMOTE POWER SUPPLY WITH IN-WALL MOUNTING KIT, FOR MORE REMOTE POWER SUPPLIES
- D. 24VDC, CLASS 2 WIRING
- E. END FEED POWER CHANNEL CONNECTOR WITH JUNCTION BOX
- F. INSIDE CORNER CHANNEL CONNECTOR
- G. OUTSIDE CORNER CHANNEL CONNECTOR
- H. TAKE-UP BOX
- I. TRULINE CHANNEL, LENS, & LED STRIP



LED mounted to the back of the Channel for outside corner connection

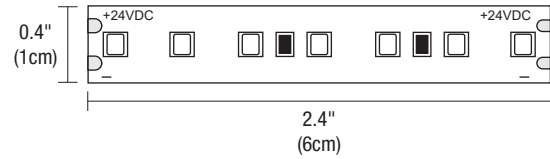
PROJECT		FIXTURE TYPE		DATE	
---------	--	--------------	--	------	--

STOMP STRIP, STATIC WHITE

24VDC WITH PINS & SOLDERED LEADS

DESIGNED BY GREGORY KAY | ASSEMBLED IN AMERICA

REV 11.22.22



Our Low Voltage LED strips are highly durable, designed to withstand the harsh elements of a job site, and precision engineered to provide superior color rendering up to 92+ CRI. Both Stomp Strip and Soft Strip are used for our **BIY** (Build-it-Yourself) & **DIY** (Do-it-Yourself) fixtures and systems.

FEATURES & BENEFITS

- Offered with Pin Connectors or Pre-soldered leads reducing time and labor during installation
- Developed to meet popular demand for resilient performance without sacrificing output, color rendering and efficacy
- Tolerance: Created to resist damage in rigorous environments such as busy commercial jobsites
- Compact LED spacing: Produces uniform light distribution without visible diodes or hot spots when used within a diffused lens
- 4oz Layer of Copper Busbar: Provides superior heat dissipation and less voltage drop equivalent to 14AWG wire
- Premium Coating: Optically Clear Silicone prevents fading over time
- Mounting: Industrial 3M tape lined strip for strong, self-adhesion to most smooth, finished surfaces
- Suitable for indoor damp locations
- Warranty: Includes a 5-year pro-rated warranty

SPECIFICATIONS

- 24VDC
- 2.5, 4.4, or 7.3 watts per foot
- Sold in 1' increments
- Field-cuttable in 2.4" increments
- Operating temperature: -22°F to 140°F (-30°C to 60°C)

LAMP

- Offered in multiple Static White Color Temperatures: 2400K, 2700K, 3000K, 3500K & 4000K
- Average life: 50,000 hours

REMOTE POWER SUPPLIES*, DIMMING & CONTROLS (SOLD SEPARATELY)

24VDC, Class 2 wiring

- [Pure Smart™ WIZ Pro Power Supplies & Controls](#)
- [UNI Driver: Universal Dimming \(TRIAC, ELV, 0-10V\)](#)
- [Lutron Hi-Lume/Ecosystem](#)

*In-Wall Mounting and drop ceiling Kits available for select power supplies

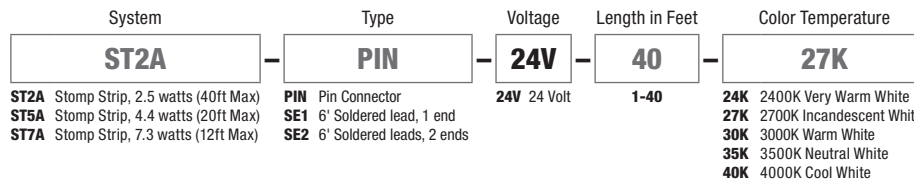
MAXIMUM LENGTHS BEFORE RE-FEEDING

- 2WDC, 2.5 watts per foot - 40'
- 5WDC, 4.4 watts per foot - 20'
- 7WDC, 7.3 watts per foot - 12'

APPROVALS

Class 2 Wiring up to 100 watts, Damp Location Suitable, ETL listed.

NOMINAL LAMP DATA	ST2A					ST5A					ST7A				
WATTS PER FOOT	2.5W					4.4W					7.3W				
COLOR TEMPERATURE	24K	27K	30K	35K	40K	24K	27K	30K	35K	40K	24K	27K	30K	35K	40K
LUMENS PER FOOT (lm/ft)	284	287	299	343	362	525	531	553	634	669	811	820	854	980	1033
LUMENS PER WATT (lm/w)	114	115	120	137	145	119	121	126	144	152	111	112	117	134	142
CRI	92+	92+	92+	92+	92+	92+	92+	92+	92+	92+	92+	92+	92+	92+	92+



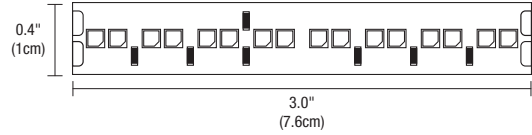

PROJECT	FIXTURE TYPE	DATE	
---------	--------------	------	--

STOMP STRIP, WARM DIM

24VDC WITH PINS & SOLDERED LEADS

DESIGNED BY GREGORY KAY | ASSEMBLED IN AMERICA

REV 11.22.22



CAN'T STOMP ME OUT

Our Low Voltage Stomp Strip is highly durable, designed to withstand the harsh elements of a job site, and precision engineered to provide superior color rendering up to 94+ CRI. Warm Dim technology (**27D & 30D**) mimics an incandescent atmosphere by decreasing the color temperature as you dim. Our Warm Dim strips can be dimmed all the way down to a soothing amber hue at 1800K, reminiscent of candlelight along the halogen curve. Stomp Strip is used for our **BIY** (Build-it-Yourself) & **DIY** (Do-it-Yourself) fixtures and systems.

FEATURES & BENEFITS

- Offered with Pin Connectors or Pre-soldered leads reducing time and labor during installation
- Developed to meet popular demand for resilient performance without sacrificing output, color rendering and efficacy
- Tolerance: Created to resist damage in rigorous environments such as busy commercial jobsites
- Compact LED spacing: Produces uniform light distribution without visible diodes or hot spots when used within a diffused lens
- 4oz Layer of Copper Busbar: Provides superior heat dissipation and less voltage drop equivalent to 14AWG wire
- Premium Coating: Optically Clear Silicone prevents fading over time
- Mounting: Industrial 3M tape lined strip for strong, self-adhesion to most smooth, finished surfaces
- Suitable for indoor damp locations
- Warranty: Includes a 5-year pro-rated warranty

SPECIFICATIONS

- 24VDC
- 4.8 watts per foot
- Sold in 1' increments
- Field-cutttable in 3" increments
- Operating temperature: -22°F to 140°F (-30°C to 60°C)
- Maximum length before re-feeding - 20'

LAMP

- **27D** dims from 2700K down to 1800K, and **30D** dims from 3000K down to 2000K, resembling Halogen light sources.
- Average life: 50,000 hours

REMOTE POWER SUPPLIES*, DIMMING & CONTROLS (SOLD SEPARATELY)

24VDC, Class 2 wiring

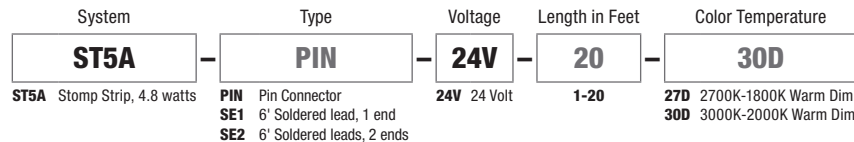
- [Pure Smart™ WiZ Pro Power Supplies & Controls](#)
- [UNI Driver: Universal Dimming \(TRIAC, ELV, 0-10V\)](#)
- [Lutron Hi-Lume/Ecosystem](#)

*In-Wall Mounting and drop ceiling Kits available for select power supplies

APPROVALS

Class 2 Wiring up to 100 watts, Damp Location Suitable, ETL listed.

NOMINAL LAMP DATA	ST5A	
WATTS PER FOOT	4.8W	
COLOR TEMPERATURE	27D	30D
LUMENS PER FOOT (lm/ft)	606	631
LUMENS PER WATT (lm/w)	126	131
CRI	94+	94+



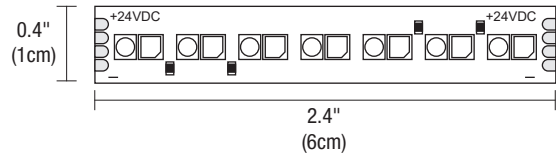
PROJECT	FIXTURE TYPE	DATE
---------	--------------	------

STOMP STRIP, TUNABLE WHITE

24VDC WITH PINS & SOLDERED LEADS

DESIGNED BY GREGORY KAY | ASSEMBLED IN AMERICA

REV 11.22.22



CAN'T STOMP ME OUT

Our Low Voltage Tunable White Stomp Strip is highly durable, designed to withstand the harsh elements of a job site, and precision engineered to provide superior color rendering up to 94+ CRI. Tunable White 2000K-6500K (**2K6K**) or 2700K-6500K (**27K6**) grants independent control and adjustment of color temperature and intensity from 2000K (Sunset) through 6500K (Day Light White). Tunable white lighting visually, biologically and emotionally contributes to human interaction with the physical world. Human centric lighting (HCL) builds on this technology bringing the dynamics of natural daylight indoors, and delivering a positive effect on human health, well-being and performance. Stomp Strip is used for our **BIY** (Build-it-Yourself) & **DIY** (Do-it-Yourself) fixtures and systems.

FEATURES & BENEFITS

- Offered with Pin Connectors or Pre-soldered leads reducing time and labor during installation
- Developed to meet popular demand for resilient performance without sacrificing output, color rendering and efficacy
- Tolerance: Created to resist damage in rigorous environments such as busy commercial jobsites
- Compact LED spacing: Produces uniform light distribution without visible diodes or hot spots when used within a diffused lens
- 4oz Layer of Copper Busbar: Provides superior heat dissipation and less voltage drop equivalent to 14AWG wire
- Premium Coating: Optically Clear Silicone prevents fading over time
- Mounting: Industrial 3M tape lined strip for strong, self-adhesion to most smooth, finished surfaces
- Suitable for indoor damp locations
- Warranty: Includes a 5-year pro-rated warranty

LAMP

- Tunable White: 2000K-6500K (**2K6K**) and 2700K-6500K (**27K6**) grants independent control for adjusting color temperature and intensity
- Average life: 50,000 hours

SPECIFICATIONS

- 24VDC
- 2.5, 4.6, or 7.5 watts per foot
- Sold in 1' increments
- Field-cuttible in 2.4" increments
- Operating temperature: -22°F to 140°F (-30°C to 60°C)

REMOTE POWER SUPPLIES*, DIMMING & CONTROLS (SOLD SEPARATELY)

24VDC, Class 2 wiring

- [Pure Smart™ WIZ Pro Power Supplies & Controls](#)
- **0-10V**: Requires two dimmers, one for intensity and one for color temperature
- [DMX Dynamic Color Changing](#)
- [Controllers](#)

*In-Wall Mounting and drop ceiling Kits available for select power supplies

MAXIMUM LENGTHS BEFORE RE-FEEDING

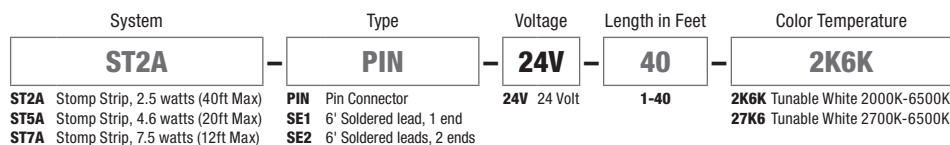
- 2WDC, 2.5 watts per foot - 40'
- 5WDC, 4.6 watts per foot - 20'
- 7WDC, 7.5 watts per foot - 12'

APPROVALS

Class 2 Wiring up to 100 watts, Damp Location Suitable, ETL listed.

NOMINAL LAMP DATA	ST2A 2K6K										ST5A 2K6K										ST7A 2K6K									
	2.5 Watts										4.6 Watts										7.5 Watts									
WATTS PER FOOT																														
COLOR TEMPERATURE	20K	22K	24K	27K	30K	35K	40K	57K	65K	20K	22K	24K	27K	30K	35K	40K	57K	65K	20K	22K	24K	27K	30K	35K	40K	57K	65K			
LUMENS PER FOOT (lm/ft)	152	154	156	158	160	165	180	194	208	368	383	398	413	428	458	491	496	500	512	536	560	584	608	656	691	698	705			
LUMENS PER WATT (lm/w)	82	77	78	79	80	82	90	97	115	80	80	83	86	89	95	102	103	109	80	74	78	81	84	91	96	97	110			
CRI	91+	91+	91+	94+	93+	92+	92+	91+	91+	91+	91+	91+	94+	93+	92+	92+	91+	91+	91+	91+	91+	94+	93+	92+	92+	91+	91+			

NOMINAL LAMP DATA	ST2A 27K6								ST5A 27K6								ST7A 2K6K							
	2.5 Watts								4.6 Watts								7.5 Watts							
WATTS PER FOOT																								
COLOR TEMPERATURE	27K	30K	35K	40K	45K	57K	65K	27K	30K	35K	40K	45K	57K	65K	27K	30K	35K	40K	45K	57K	65K			
LUMENS PER FOOT (lm/ft)	164	195	201	206	225	242	231	411	420	436	452	447	443	442	555	567	589	610	603	598	596			
LUMENS PER WATT (lm/w)	82	78	80	82	90	97	115	103	91	95	98	97	96	110	87	79	82	85	84	83	93			
CRI	94+	93+	92+	92+	92+	92+	91+	94+	93+	92+	92+	92+	92+	91+	94+	93+	92+	92+	92+	92+	91+			



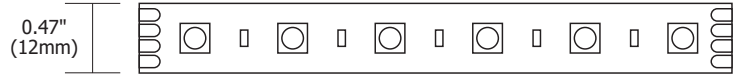
PROJECT		FIXTURE TYPE		DATE	
---------	--	--------------	--	------	--

SOFT STRIP, RGB

24VDC WITH PINS & SOLDERED LEADS

DESIGNED BY GREGORY KAY | ASSEMBLED IN AMERICA

REV 11.22.22



DESCRIPTION

PureEdge RGB Soft Strip provides dynamic color effects with red, green and blue LEDs. Our color-changing LED strip provides bright, continuous light offered in two wattage options of 3 or 5 watts per foot. PureEdge's focus on chromacity quality provides a balanced output across the color gamut, allowing the creation of millions of beautiful colors. The flexible strip is sold in 1 foot increments. RGB Soft Strip can be controlled using a compatible 24 volt DC power supply with an integrated RGB DMX driver. Includes a flexible aluminum heat sink to extend LED life. Both Stomp Strip and Soft Strip are used for our **BIY** (Build-it-Yourself) & **DIY** (Do-it-Yourself) fixtures and systems.

SPECIFICATIONS

- 24VDC, Class 2
- Power Consumption: 2.6 or 5 watts per foot
- Maximum Lengths Before Re-feeding: SS3- 36', SS5- 20'
- Sold in 1' increments
- Field-cutttable in increments: SS3- 4" SS5- 2.4"
- Operating temperature: -22°F to 140°F (-30°C to 60°C)

MAXIMUM LENGTHS BEFORE RE-FEEDING

SS3, 2.6 watts per foot - 36'
 SS5, 5 watts per foot - 20'

MOUNTING

Self-adhering Soft Strip mounts to most smooth finished surfaces with industrial strength 3M tape (provided on back of strip); some unfinished surfaces may require screw-in mounting clips **SS-MCL** (sold separately).

LAMP

- RGB: Dynamic Red, Green, and Blue
- Wattage options: 3 or 5 watts
- 50,000 Hour Lamp Life

ACCESSORIES (SOLD SEPARATELY)

- 24VDC Power Connectors and Jumpers
- Flexible Connectors
- Mounting Straps & Clips

REMOTE POWER SUPPLIES*, DIMMING & CONTROLS (SOLD SEPARATELY)

- 24VDC, Class 2 wiring
- [Pure Smart™ WIZ Pro Power Supplies & Controls](#)
 - [DMX Dynamic Color Changing](#)
 - [Controllers](#)

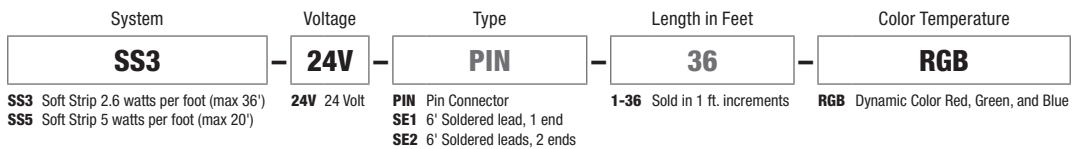
*In-Wall Mounting and drop ceiling Kits available for select power supplies

APPLICATIONS

Designed for any Indoor space, including Damp locations. Ideal applications in Residential, Commercial, Retail, and Hospitality environments.

APPROVALS

Damp Location, Class 2 wiring, ETL Listed



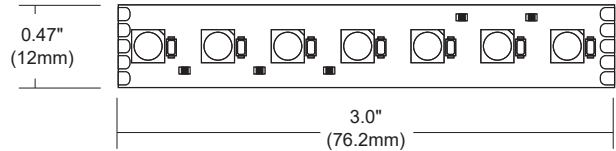
PROJECT		FIXTURE TYPE		DATE	
---------	--	--------------	--	------	--

SOFT STRIP, RGB+ WHITE

24VDC WITH PINS & SOLDERED LEADS

DESIGNED BY GREGORY KAY | ASSEMBLED IN AMERICA

REV 11.22.22



DESCRIPTION

PureEdge's RGB+White Soft Strip (**SS6**) provides dynamic color effects with red, green, blue plus white. Now offered with four choices of White; 2000K and special order in 2700K, 3000K, and 4000K. Our color-changing LED strip provides bright, continuous light, our focus on chromacity quality provides a balanced output across the color gamut, allowing the creation of millions of beautiful colors and pure white. The flexible strip is sold in 1 foot increments up to 16 ft with cutting increments every 3 inches. At 6.3 watts per foot, RGB+W can be controlled using a compatible 24 volt DC power supply with an integrated RGB DMX driver. SS6 includes a flexible aluminum heat sink to extend LED life. Includes 5 year pro-rated warranty.

SPECIFICATIONS

- 24VDC, Class 2
- Power Consumption: 6.3 watts per foot
- Maximum Length Before Re-feeding: 16'
- Sold in 1' increments
- Field-cuttable in 3" increments
- Operating temperature: -22°F to 140°F (-30°C to 60°C)

MOUNTING

Self-adhering SS6 mounts to most smooth finished surfaces with industrial strength 3M tape (provided on back of strip); some unfinished surfaces may require screw-in mounting clips **SS-MCL** (sold separately).

LAMP

- RGB+W: Dynamic Red, Green, Blue plus 2000K White
- Special order in 2700K, 3000K, and 4000K
- 50,000 Hour Lamp Life

REMOTE POWER SUPPLIES*, DIMMING & CONTROLS (SOLD SEPARATELY)

24VDC, CLASS 2 WIRING

- [Pure Smart™ WIZ Pro Power Supplies & Controls](#)
- [DMX Dynamic Color Changing](#)
- [Controllers](#)

*In-Wall Mounting and drop ceiling Kits available for select power supplies

ACCESSORIES (SOLD SEPARATELY)

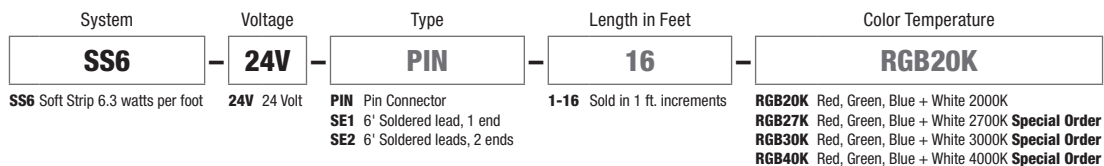
- 24VDC Power Connectors and Jumpers
- Flexible Connectors
- Mounting Straps & Clips

APPLICATIONS

Designed for any Indoor space, including Damp locations. Ideal applications in Residential, Commercial, Retail, and Hospitality environments.

APPROVALS

Damp Location, Class 2 wiring, ETL Listed



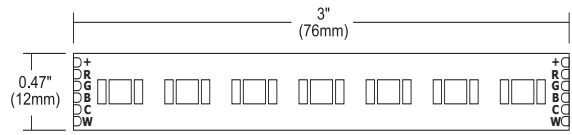
PROJECT	FIXTURE TYPE	DATE
---------	--------------	------

RGB & TUNABLE WHITE TRUCOLOR LED STRIP

HUMAN CENTRIC LIGHTING, 24VDC 5 CHANNEL CONTROL

DESIGNED BY GREGORY KAY | ASSEMBLED IN AMERICA | PATENT PENDING

REV 11.22.22



DESCRIPTION

PureEdge's **RGBTW** LED Strip is precision engineered, combining the versatility of our dynamic RGB color-changing LEDs with the refinement and quality of our Tunable White (2000K-6500K) utilizing TruColor™ technology. Achieve the intimate golden hour with 2000K during dawn and sunset, to the bright white mid-day sun at 6500K, and everything in between. Closely following the black body curve, TruColor™ **RGBTW** creates beautiful and accurate variations of white light across the spectrum, the way nature intended. Human-Centric lighting promotes performance, mood, and overall well-being by fine-tuning the emotional effects that light has on the circadian cycle. TruColor™ delivers high CRI (93+) and high R9 (64+) paired alongside dynamic RGB color effects providing millions of possibilities, intricate customization, and ease of installation, making **RGBTW** the superior choice for residential and commercial applications. Let TruColor™ transform your space and the people within it. 24VDC Remote Power Supplies are required and sold separately.

FEATURES & BENEFITS

- State-of-the-Art TruColor (2000K-6500K) spectrum offers dynamic color effects with RGB and Tunable White
- Compatible with WiZ Pro Smart App and Controls
- Offered with Pin Connectors, or Pre-soldered leads reducing time and labor during installation
- Dims from full brightness down to 0.1%, and tuned anywhere from 2000K to 6500K.
- Developed to meet popular demand for resilient performance without sacrificing output, color rendering and efficacy
- Tolerance: Created to resist damage in rigorous environments such as busy commercial jobsites
- Compact LED spacing: Produces uniform light distribution without visible diodes or hot spots when used within a diffused lens
- 3oz Layer of PCB per foot provides superior heat dissipation and less voltage drop equivalent to 14AWG wire
- Premium Coating: Optically Clear Silicone prevents fading over time
- Mounting: Industrial 3M tape lined strip for strong, self-adhesion to most smooth, finished surfaces
- Suitable for indoor damp locations
- Warranty: Includes a 5-year pro-rated warranty

REMOTE POWER SUPPLIES*, DIMMING & CONTROLS (SOLD SEPARATELY)

- [Pure Smart™ WiZ Pro Power Supplies & Controls](#)
- PureEdge Pure Smart™ Wi-Fi RGBTW Power Supply is the most advanced smart power supply on the market. No hub or additional equipment required. Google Assistant, Alexa, Siri Shortcuts, and IFTTT.

*In-Wall Mounting and drop ceiling Kits available for select power supplies

LAMP

- Dynamic Red, Green, and Blue plus Tunable White: 2000K-6500K (**2K6K**)
- 93+ CRI
- Average life: 50,000 hours

SPECIFICATIONS

- 24VDC
- S5W5: 5W RGB & 5W Tunable White (WiZ: 5 watts total)
- S5W7: 5W RGB & 7W Tunable White (WiZ: 7 watts total)
- Sold in 1' increments
- Field-cutable in 3" increments
- Operating temperature: -22°F to 140°F (-30°C to 60°C)

MAXIMUM LENGTHS BEFORE RE-FEEDING

- S5W5 – **Pure Smart™ WiZ Pro**: 20 ft
- S5W7 – **Pure Smart™ WiZ Pro**: 12 ft

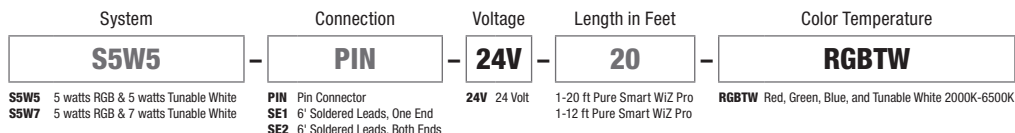
APPLICATIONS

Designed for indoor use only. Ideal applications for Residential, Commercial, Hospitality environments, and General Human Centric Lighting.

APPROVALS

Class 2 Wiring up to 100 watts, Indoor Damp Location, ETL listed, RoHS.

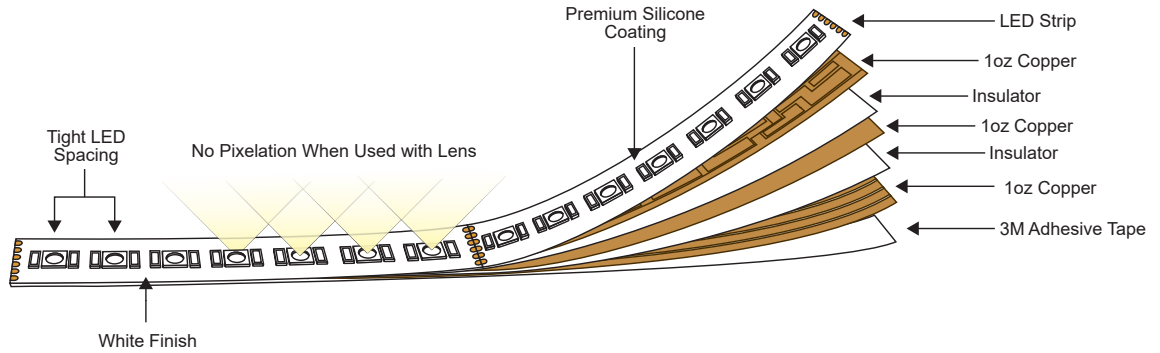
NOMINAL LAMP DATA		S5W5								S5W7									
DESCRIPTION																			
WATTS PER FOOT		2K6K 5W								2K6K 7W									
COLOR TEMPERATURE		20K	22K	24K	27K	30K	35K	40K	57K	65K	20K	22K	24K	27K	30K	35K	40K	57K	65K
LUMENS PER FOOT (lm/ft)		198	367	381	401	422	450	470	343	308	213	488	511	537	565	603	640	396	344
LUMENS PER WATT (lm/w)		73	81	88	94	99	103	112	116	128	64	127	83	90	92	98	110	115	115
CRI		93+	94+	95+	93+	96+	96+	94+	92+	94+	93+	94+	96+	95+	96+	96+	94+	93+	91+



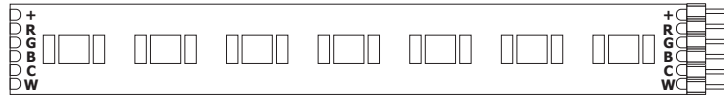
PROJECT		FIXTURE TYPE		DATE	
---------	--	--------------	--	------	--

RGB & TUNABLE WHITE TRUCOLOR LED STRIP

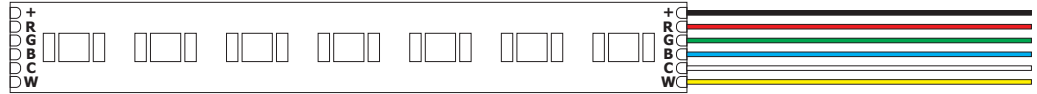
HUMAN CENTRIC LIGHTING, 24VDC 5 CHANNEL CONTROL



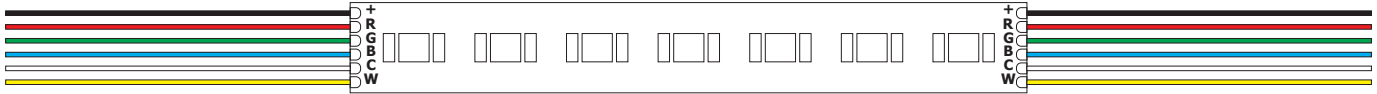
PIN CONNECTOR



6' SOLDERED LEAD, 1 END (SE1)



6' SOLDERED LEAD, 2 ENDS (SE2)



S5W5 WATTS PER FOOT			
LENGTH IN FEET	RGB Wattage	Tunable White Wattage	Pure Smart™ wiz Pro Wattage
1	5	5	5
2	10	10	10
3	15	15	15
4	20	20	20
5	25	25	25
6	30	30	30
7	35	35	35
8	40	40	40
9	45	45	45
10	50	50	50
11	55	55	55
12	60	60	60
13	65	65	65
14	70	70	70
15	75	75	75
16	80	80	80
17	85	85	85
18	90	90	90
19	95	95	95
20	100	100	100

S5W7 WATTS PER FOOT			
LENGTH IN FEET	RGB Wattage	Tunable White Wattage	Pure Smart™ wiz Pro Wattage
1	5	7	7
2	10	14	14
3	15	21	21
4	20	28	28
5	25	35	35
6	30	42	42
7	35	49	49
8	40	56	56
9	45	63	63
10	50	70	70
11	55	77	77
12	60	84	84

PROJECT	FIXTURE TYPE	DATE
---------	--------------	------

SOFT STRIP, MONOCHROMATIC COLOR

24VDC WITH PINS & SOLDERED LEADS

DESIGNED BY GREGORY KAY | ASSEMBLED IN AMERICA | PATENT PENDING


REV 11.22.22



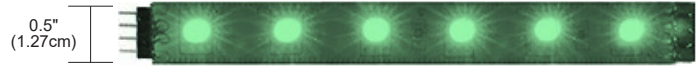
RRR - Red



BBB - Blue



AAA - Amber



GGG - Green

DESCRIPTION

PureEdge Monochromatic Color Soft Strip provides dynamic color effects with monochromatic color LEDs. Offered in Red, Amber, Blue, and Green. The 1/2" wide flexible copper strip, with an optically clear protective coating, is sold in 1ft increments up to 36 ft with cutting increments every 4 inches. Self-adhering, our strip mounts to most smooth finished surfaces with the industrial strength 3M tape on the back. Our Soft Strip is used for our **BIY** (Build-it-Yourself) & **DIY** (Do-it-Yourself) fixtures and systems. Includes 5 year warranty.

SPECIFICATIONS

- 24VDC, Class 2
- Power Consumption: 2.6 or 5 watts per foot
- Sold in 1' increments
- Field-cutttable in 4" increments
- Operating temperature: -22°F to 140°F (-30°C to 60°C)

MOUNTING

Industrial 3M tape lines back of strip for self-adhesion to most smooth finished surfaces Additional Connectors, Mounting Straps, and Clips may be needed for some applications (sold separately).

ACCESSORIES (SOLD SEPARATELY)

- 24VDC Power Connectors and Jumpers
- Flexible Connectors
- Mounting Straps & Clips

LAMP

- Monochromatic Red, Amber, Blue, and Green
- 18 LEDs per foot
- 50,000 Hour Lamp Life

MAXIMUM LENGTHS BEFORE RE-FEEDING

- 3WDC, 2.6 watts per foot - 36'
- 5WDC, 5 watts per foot - 20'

REMOTE POWER SUPPLIES*, DIMMING & CONTROLS (SOLD SEPARATELY)

24VDC, Class 2 wiring

- [Pure Smart™ WiZ Pro Power Supplies & Controls](#)
- [UNI Driver: Universal Dimming \(TRIAC, ELV, 0-10V\)](#)
- [Lutron Hi-Lume/Ecosystem](#)

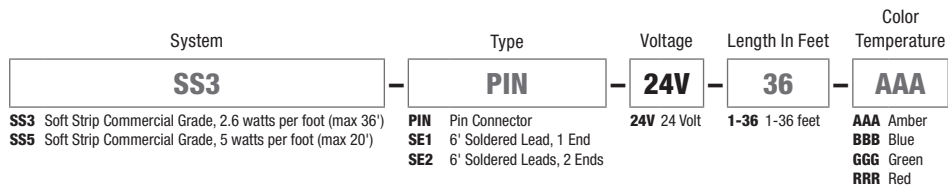
*In-Wall Mounting Kits available for select power supplies

APPLICATIONS

Indoor and damp locations. Applications include coves, toe-kicks, under cabinets and shelving, bookcases, drawers, pathways, accent lighting, task lighting, and general illumination.

APPROVALS

Class 2 Wiring up to 100 watts, Damp Location Suitable, ETL listed.



PROJECT	FIXTURE TYPE	DATE
---------	--------------	------

STOMP STRIP & SOFT STRIP ACCESSORIES

PIN & SOLDERING CONNECTORS

DESIGNED BY GREGORY KAY

REV 11.22.22

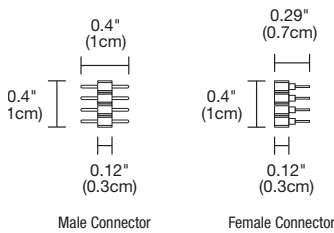
ACCESSORIES



POWER FEED/FLEXIBLE CONNECTOR

For use with Static White, Warm Dim, Tunable White, RGB and Monochromatic color temperatures. Flexible connectors link two sections of LED Strip end to end. To use as a Power Feed cut off the male end, and connect to the power supply.

Product	Type	Size	Color Temperature
SS	CFX	3IN	
SS Stomp Strip/Soft Strip	CFX Flexible Connector	3IN 3 inches 6IN 6 inches 12IN 12 inches 36IN 36 inches 96IN 96 inches 144IN 144 inches	RGB (Tunable White Compatible) Leave Blank for Static White, Warm Dim, and Monochromatic Color



PIN CONNECTORS

For use with Static White, Warm Dim, Tunable White, RGB and Monochromatic color temperatures. Extra soldering pin connectors. Male and female.

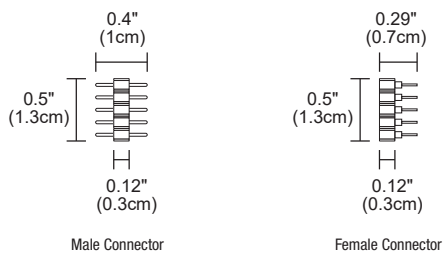
System	Product	Type
SS	ML	CON
SS Stomp Strip/Soft Strip	FE Female Connector ML Male Connector	CON Connector



POWER FEED/FLEXIBLE CONNECTOR

For use with RGBW color temperature. Flexible connectors link two sections of LED Strip end to end. To use as a Power Feed cut off the male end, and connect to the power supply.

Product	Type	Size	Color Temperature
SS	CFX	3IN	RGBW
SS Stomp Strip/Soft Strip	CFX Flexible Connector	3IN 3 inches 6IN 6 inches 12IN 12 inches 36IN 36 inches 96IN 96 inches 144IN 144 inches	RGBW Red, Green, Blue + White



PIN CONNECTORS

For use with RGBW color temperature. Extra soldering pin connectors. Male and female.

System	Product	Type	Color Temperature
SS	ML	CON	RGBW
SS Stomp Strip/Soft Strip	FE Female Connector ML Male Connector	CON Connector	RGBW Red, Green, Blue + White

PROJECT	FIXTURE TYPE	DATE
---------	--------------	------

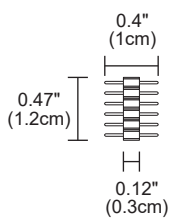
ACCESSORIES



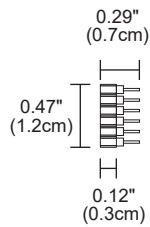
POWER FEED/FLEXIBLE CONNECTOR

Flexible connectors link two sections of LED Strip end to end. To use as a Power Feed cut off the male end, and connect to the power supply.

Product	Type	Size	Color Temperature
SS	CFX	3IN	RGBTW
SS Stomp Strip/Soft Strip	CFX Flexible Connector	3IN 3 inches 6IN 6 inches 12IN 12 inches 36IN 36 inches 96IN 96 inches 144IN 144 inches	RGBTW Red, Green, Blue, and Tunable White



SS-ML-CON-RGBTW

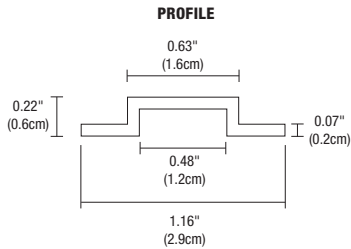
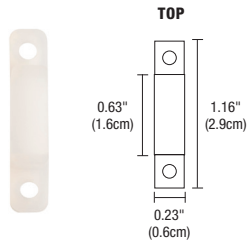


SS-FE-CON-RGBTW

PIN CONNECTORS

Extra soldering pin connectors. Male and female.

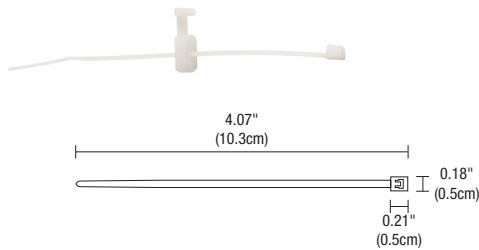
System	Product	Type	Color Temperature
SS	ML	CON	RGBTW
SS Stomp Strip/Soft Strip	FE Female Connector ML Male Connector	CON Connector	RGBTW Red, Green, Blue, and Tunable White



U-STRAP

Use every 6-12 inches for extra support (30/package).

Product	Type
SS	SU
SS Strip Strap	SU U-Strap



TIE STRAP

Use every 6-12 inches for extra support (30/package).

Product	Type
SS	ST
SS Strip Strap	ST Tie Strap

PROJECT	FIXTURE TYPE	DATE
---------	--------------	------

TRULINE 1A 24VDC

BUILD-IT-YOURSELF PLASTER-IN LED SYSTEM

LENGTH LOAD CHARTS

2.5 WATTS PER FOOT

LENGTH IN FEET	WATTS	LENGTH IN FEET	WATTS	LENGTH IN FEET	WATTS	LENGTH IN FEET	WATTS
1	3	11	27	21	51	31	75
2	5	12	29	22	54	32	78
3	8	13	32	23	56	33	80
4	10	14	34	24	58	34	82
5	13	15	37	25	61	35	85
6	15	16	39	26	63	36	87
7	17	17	41	27	66	37	90
8	20	18	44	28	68	38	92
9	22	19	46	29	70	39	94
10	24	20	48	30	72	40	96

5 WATTS PER FOOT

LENGTH IN FEET	WATTS	LENGTH IN FEET	WATTS	LENGTH IN FEET	WATTS	LENGTH IN FEET	WATTS
1	5	6	30	11	54	16	78
2	10	7	34	12	58	17	82
3	16	8	40	13	64	18	88
4	20	9	44	14	68	19	92
5	24	10	48	15	72	20	96

6 WATTS PER FOOT

LENGTH IN FEET	WATTS	LENGTH IN FEET	WATTS	LENGTH IN FEET	WATTS	LENGTH IN FEET	WATTS
1	6	5	30	9	54	13	78
2	12	6	36	10	60	14	84
3	18	7	42	11	66	15	90
4	24	8	48	12	72	16	96

7 WATTS PER FOOT

LENGTH IN FEET	WATTS	LENGTH IN FEET	WATTS	LENGTH IN FEET	WATTS	LENGTH IN FEET	WATTS
1	7.5	4	30	7	52.5	10	75
2	15	5	37.5	8	60	11	82.5
3	22.5	6	45	9	67.5	12	90

PROJECT		FIXTURE TYPE		DATE	
---------	--	--------------	--	------	--

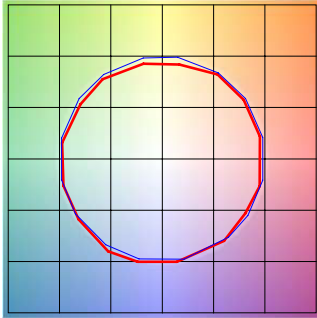
TM30 DATA

BUILD-IT-YOURSELF PLASTER-IN LED SYSTEM

TM-30-15 DATA: The data below is for bare LED Static White Strip. Consistent color temperatures throughout a single strip and among multiple strips is possible through a 3 phase binning process in which each order is inspected with a color meter to ensure uniformity.

2400K | Rf: 84.5 | Rg: 94.4

Color Vector Graphic

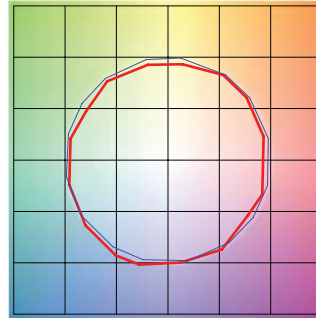


■ Test ■ Reference

HUE BIN	Rf	GRAPHIC SHIFTS %	
		CHROMA	HUE
1	92	-2.4%	1.5%
2	94.7	-2.1%	-0.0%
3	95.4	-1.9%	-0.1%
4	88.7	-6.7%	-3.1%
5	92.8	-5.6%	1.0%
6	92.7	-3.4%	3.4%
7	89.9	-4.3%	4.1%
8	92.4	-1.4%	4.4%
9	89	-0.6%	5.8%
10	88.9	0.4%	6.2%
11	89.7	4.0%	5.4%
12	92.6	3.0%	-0.7%
13	90.9	1.1%	-7.0%
14	89.9	0.5%	-5.8%
15	92.1	-3.2%	0.1%
16	88.9	-1.7%	-6.3%

2700K | Rf: 87.7 | Rg: 96.1

Color Vector Graphic

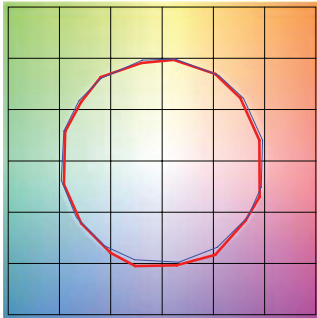


■ Test ■ Reference

HUE BIN	Rf	GRAPHIC SHIFTS %	
		CHROMA	HUE
1	88.0	-4.3%	2.6%
2	91.6	-2.4%	2.0%
3	93.7	-1.4%	1.9%
4	88.9	-5.6%	-3.1%
5	92.3	-5.5%	-0.5%
6	92.9	-3.5%	0.1%
7	84.5	-7.5%	4.6%
8	90.8	-3.0%	4.4%
9	84.5	-1.3%	8.3%
10	83.9	2.0%	9.8%
11	87.2	5.3%	7.1%
12	89.2	5.4%	-2.6%
13	88.7	0.3%	-7.8%
14	86.8	1.7%	-9.3%
15	87.6	-5.4%	-1.3%
16	83.6	-3.3%	-9.5%

3000K | Rf: 88.1 | Rg: 99.7

Color Vector Graphic

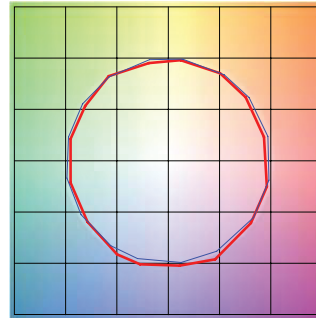


■ Test ■ Reference

HUE BIN	Rf	GRAPHIC SHIFTS %	
		CHROMA	HUE
1	92.5	-3.1%	0.3%
2	93.3	-2.3%	1.9%
3	90.9	-0.8%	3.9%
4	94.3	-1.1%	1.4%
5	92.5	-2.6%	1.5%
6	96.4	1.2%	-0.3%
7	92.6	-2.5%	-0.0%
8	96.9	-1.4%	0.2%
9	92.3	-1.8%	4.3%
10	86.6	-0.7%	7.0%
11	86.5	2.4%	8.2%
12	89.8	5.9%	1.7%
13	93.9	2.6%	-2.7%
14	89.4	5.1%	-5.8%
15	90.1	-0.1%	-4.7%
16	86.5	0.3%	-9.7%

3500K | Rf: 86.1 | Rg: 95.5

Color Vector Graphic

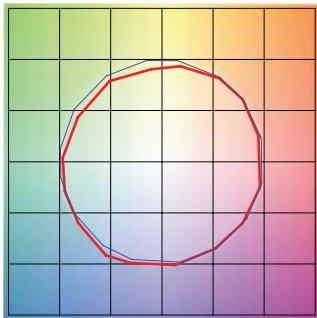


■ Test ■ Reference

HUE BIN	Rf	GRAPHIC SHIFTS %	
		CHROMA	HUE
1	90.8	-3.8%	0.3%
2	92.3	-2.8%	2.1%
3	89.7	-1.0%	4.3%
4	92.6	-1.4%	1.7%
5	91.8	-3.1%	1.3%
6	96.2	0.8%	-0.4%
7	92.9	-3.2%	0.2%
8	94.3	-2.5%	1.5%
9	90.4	-2.5%	5.2%
10	84.3	-1.4%	9.5%
11	83.1	3.5%	9.8%
12	88.2	4.8%	3.4%
13	94.0	2.7%	-2.0%
14	88.7	5.9%	-5.8%
15	88.7	0.7%	-5.9%
16	86.8	-0.7%	-6.7%

4000K | Rf: 87.6 | Rg: 96.8

Color Vector Graphic



■ Test ■ Reference

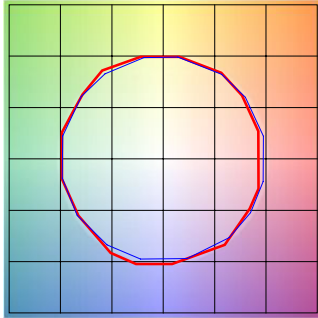
HUE BIN	Rf	GRAPHIC SHIFTS %	
		CHROMA	HUE
1	88.9	-2.4%	2.5%
2	93.3	-0.4%	0.8%
3	94.8	-1.0%	-0.6%
4	87.9	-4.9%	-3.6%
5	85.3	-9.4%	-2.6%
6	90.2	-6.0%	0.2%
7	85.3	-7.6%	4.6%
8	83.7	-4.1%	8.2%
9	79.5	-1.1%	13.8%
10	78.6	1.5%	12.1%
11	83.5	6.4%	7.8%
12	90.9	3.6%	-1.1%
13	88.3	1.7%	-6.3%
14	91.9	-0.4%	-2.2%
15	84.5	-0.9%	-5.5%
16	84.7	-1.1%	-4.4%

PROJECT	FIXTURE TYPE	DATE
---------	--------------	------

TM-30-15 DATA: The data below is for bare LED Warm Dim Strip. Consistent color temperatures throughout a single strip and among multiple strips is possible through a 3 phase binning process in which each order is inspected with a color meter to ensure uniformity.

2700D | Rf: 90.7 | Rg: 101.1

Color Vector Graphic

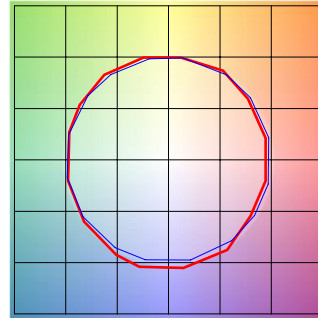


■ Test ■ Reference

HUE BIN	Rf	GRAPHIC SHIFTS %	
		CHROMA	HUE
1	90.9	-4.1%	1.1%
2	91.8	-2.2%	3.2%
3	89.0	0.2%	5.0%
4	92.9	-1.1%	0.8%
5	93.9	1.1%	1.7%
6	93.3	3.3%	0.0%
7	93.1	-0.5%	-1.9%
8	97.2	-0.3%	-0.9%
9	93.4	-1.0%	3.2%
10	89.9	-0.1%	5.6%
11	87.0	4.7%	7.2%
12	89.2	5.8%	-0.2%
13	89.1	3.5%	-6.7%
14	86.3	4.1%	-9.2%
15	91.4	-2.0%	-3.6%
16	84.7	-2.1%	-10.3%

3000D | Rf: 90.6 | Rg: 101.1

Color Vector Graphic



■ Test ■ Reference

HUE BIN	Rf	GRAPHIC SHIFTS %	
		CHROMA	HUE
1	91.5	-3.5%	1.3%
2	92.2	-1.8%	3.0%
3	89.3	0.5%	4.8%
4	92.7	-1.1%	0.6%
5	93.3	0.5%	1.4%
6	93.8	2.7%	-0.8%
7	91.2	-2.1%	-0.2%
8	97.0	-0.5%	-0.7%
9	92.5	-0.7%	3.8%
10	88.3	0.9%	7.1%
11	87.5	3.9%	7.6%
12	88.2	6.2%	-0.2%
13	89.9	3.4%	-6.0%
14	86.9	4.4%	-8.5%
15	91.9	-1.9%	-2.9%
16	84.7	-1.3%	-10.6%

PROJECT		FIXTURE TYPE		DATE	
---------	--	--------------	--	------	--

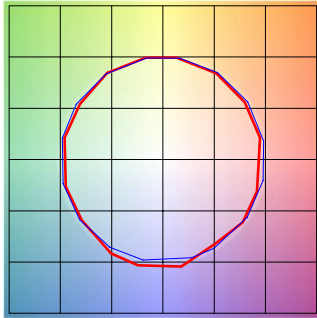
TM30 DATA

BUILD-IT-YOURSELF PLASTER-IN LED SYSTEM

TM-30-15 DATA: The data below is for Tunable White bare LED Strip. Consistent color temperatures throughout a single strip and among multiple strips is possible through a 3 phase binning process in which each order is inspected with a color meter to ensure uniformity.

2000K ONLY (2K6K/27K6) | Rf: 90.6 | Rg: 98.5

Color Vector Graphic

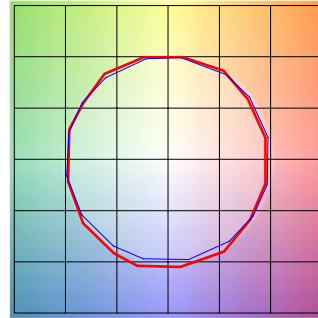


■ Test ■ Reference

HUE BIN	Rf	GRAPHIC SHIFTS %	
		CHROMA	HUE
1	87.7	-5.5%	1.2%
2	88.7	-3.9%	4.2%
3	90.5	-1.5%	4.3%
4	95.0	-1.7%	0.8%
5	95.2	-0.2%	2.1%
6	94.2	1.6%	1.9%
7	95.9	-0.8%	-2.2%
8	95.5	-1.7%	1.3%
9	93.8	-1.4	2.6%
10	91.9	-0.7%	4.2%
11	91.3	3.6%	3.7%
12	91.2	4.2%	-1.0%
13	86.6	3.8%	-12.7%
14	67.2	-3.0%	-16.3%
15	84.9	-3.3%	-9.4%
16	84.2	-5.7%	-7.5%

3000K (2K6K/27K6) | Rf: 90.5 | Rg: 100.7

Color Vector Graphic

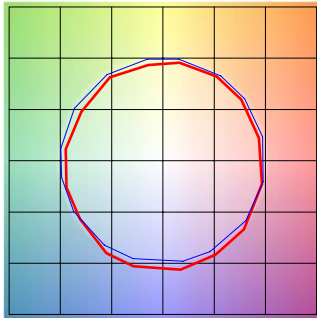


■ Test ■ Reference

HUE BIN	Rf	GRAPHIC SHIFTS %	
		CHROMA	HUE
1	91.5	-3.5%	1.2%
2	92.4	-1.8%	2.7%
3	89.8	0.3%	4.5%
4	92.4	-1.7%	0.4%
5	93.3	-0.1%	1.4%
6	94.5	2.1%	-0.6%
7	91.0	-2.5%	0.3%
8	96.9	-0.8%	-0.2%
9	91.6	-0.9%	4.6%
10	86.7	0.7%	7.8%
11	86.3	3.8%	8.5%
12	88.3	6.1%	0.6%
13	90.9	3.1%	-5.2%
14	87.3	4.7%	-7.9%
15	92.1	-1.9%	-2.5%
16	84.5	-0.9%	-10.9%

4000K ONLY (2K6K/27K6) | Rf: 86.4 | Rg: 96.1

Color Vector Graphic



■ Test ■ Reference

HUE BIN	Rf	GRAPHIC SHIFTS %	
		CHROMA	HUE
1	86.5	-5.5%	1.3%
2	90.4	-3.0%	2.3%
3	89.8	-2.1%	3.6%
4	89.1	-3.4%	0.4%
5	88.5	-5.9%	0.1%
6	93.6	-3.0%	-0.4%
7	88.9	-6.2%	1.7%
8	87.3	-5.0%	4.9%
9	82.4	-3.6%	11.3%
10	77.4	-1.8%	12.7%
11	79.8	4.9%	11.4%
12	88.7	4.4%	2.7%
13	88.7	4.0%	-5.1%
14	91.2	2.2%	-3.8%
15	82.7	-0.1%	-9.2%
16	82.8	-2.2%	-7.6%

PROJECT	FIXTURE TYPE	DATE
---------	--------------	------