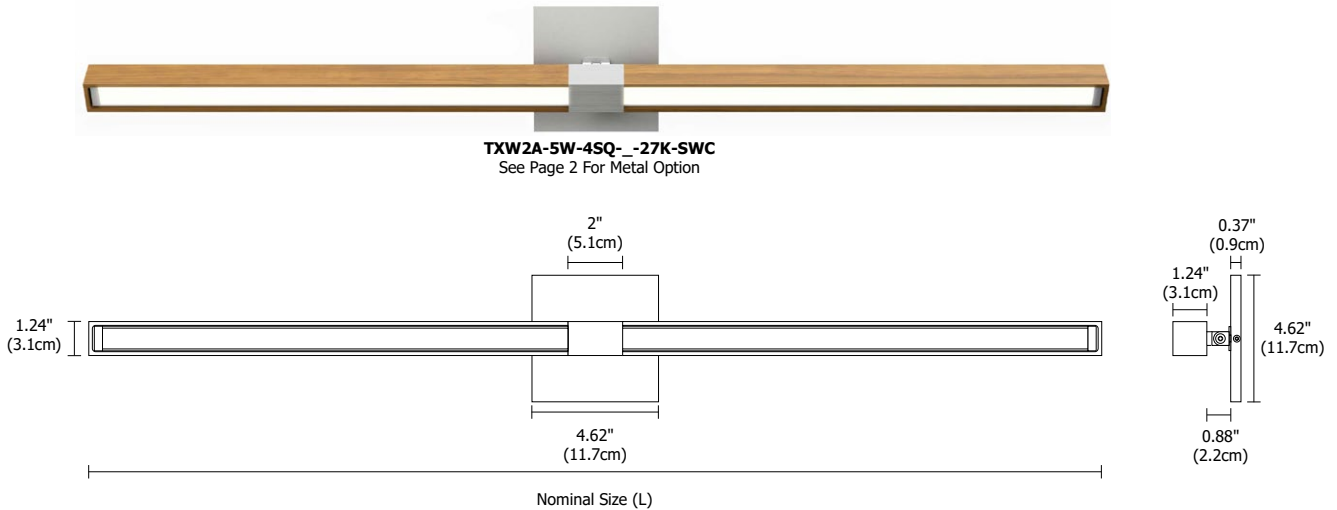


TIE STIX WALL 2-LIGHT ADJUSTABLE 120V/24VDC FIXTURE, 85+ OR 92+CRI

REV.04.05.17 DESIGNED BY GREGORY KAY



Description:

Tie Stix Wall 2-Light Adjustable features a direct flat, milky white lens with 100 degree beam spread and an integral swivel for adjustability. Channel is available in 5 wood and 5 metal finishes. Canopy and hardware are offered in 5 metal finishes. The fixture contains 85+ or 92+ CRI LEDs. Warm Dim options are 2700K (27D) or 3000K (30D) at 100% and dim to 2000K. Tie Stix is available in various increments from 15 to 70 inches and uses a 24VDC Class 2 electronic low voltage LED power supply (included). 4SQ canopy mounts to standard 4 inch square electrical box with round plaster ring. 2RE mounts to standard 4 inch electrical box with single gang plaster ring or single gang electrical box. 1RE mounts to Slim Profile Junction Box (included) in new construction applications. Power supply fits inside electrical box or Slim Profile Junction Box. Dimmable with an electronic low voltage dimmer. Fixture includes a 5 year warranty. ADA compliant.

Applications:

Indoor Only - architectural lighting, task lighting, general lighting, retail

Lamp: 50,000 hours Lamp Life


| Version | Watts per Foot | Lumens | | 85+CRI | 92+CRI | 92+CRI |
|---------|----------------|----------|----------|--------|--------|--------|
| | | per Watt | per Foot | | | |
| 5W | 5W | 54 | 270 | ● | ● | ● |

Lumen values are based on the 3000K LED test

Canopy and Hardware Finish:



Channel Finish:



Power Supply:

120V input, 24VDC Class 2 output; electronic low voltage LED power supply (included)

Dimming:

Dimmable with electronic low voltage dimmer: Legrand, Adorne ADTP703TU; Lutron: Diva DVELV-300P, Skylark SELV-300P, Maestro MAELV-600 and Radio Ra 2 dimmers recommended

| System | Wattage | Canopy | Nominal Size (L) In Inches | Color Temperature | Canopy and Hardware Finish | Channel Finish |
|--|---------------------|--|---|---|---|---|
| TXW2A Tie Stix Wall 2-Light Adjustable | 5W 5 Watt | 4SQ 4.6" Square 1RE 1" Rectangle with Junction Box 2RE 2"x4" Rectangle | 15 22K - 57K (Wood) (Metal) (Wood) (Metal) 15 15.9" 15 15.5" 15 16.5" 15 16.1" 17 18.3" 17 17.9" 18 19.5" 18 19.1" 22 23.1" 22 22.7" 21 22.5" 21 22.1" 29 30.3" 29 29.9" 27 28.5" 27 28.1" 34 35.1" 34 34.7" 33 34.5" 33 34.1" 46 47.1" 46 46.7" 45 46.5" 45 46.1" 58 59.1" 58 58.7" 57 58.5" 57 58.1" 70 71.1" 70 70.7" 69 70.5" 69 70.1" | 27K 22K 2200K Amber White 27K 2700K Very Warm White 27D 2700K Warm Dim 30K 3000K Warm White 30D 3000K Warm Dim 35K 3500K Neutral White 40K 4000K Cool White 57K 5700K Daylight White | S Satin Nickel C Chrome Z Antique Bronze B Satin Black W White | WM Wood Maple WN Wood Walnut WC Wood Cherry WO Wood White Oak WE Wood Espresso SN Satin Nickel CH Chrome BZ Antique Bronze BK Satin Black WH White |

PROJECT:

FIXTURE
TYPE:

DATE:



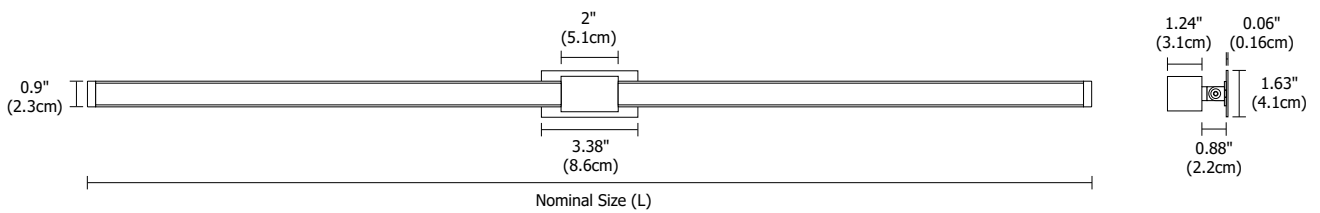
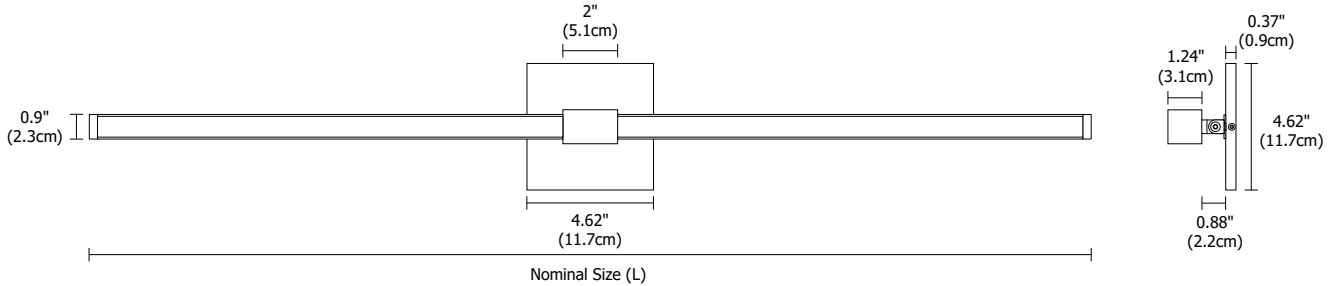
TIE STIX WALL 2-LIGHT ADJUSTABLE 120V/24VDC FIXTURE, 85+ OR 92+CRI

REV:04.05.17 DESIGNED BY GREGORY KAY

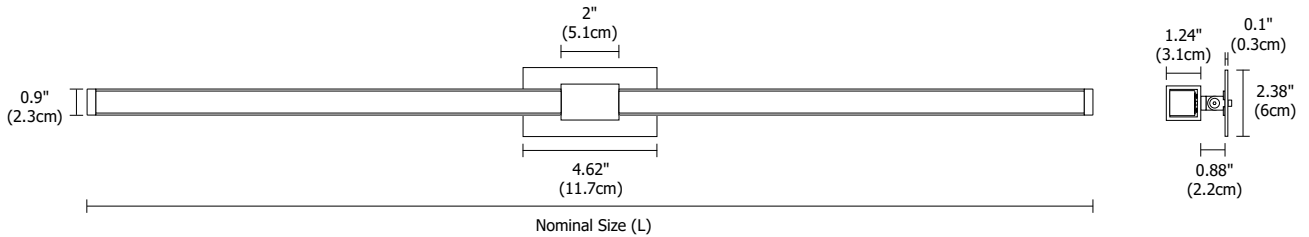
ASSEMBLED IN AMERICA



TXW2A-5W-4SQ_-27K-SSN



1RE Canopy with Junction Box (For New Construction Only)



2RE Canopy

TIE STIX WALL 2-LIGHT ADJUSTABLE ACTUAL SIZE

22K, 27K, 30K, 35K, 40K and 57K

27D and 30D

| ORDERING CODE (NOMINAL SIZE) | WOOD CHANNEL OVERALL LENGTH (INCHES) | METAL CHANNEL OVERALL LENGTH (INCHES) |
|------------------------------|--------------------------------------|---------------------------------------|
| 15 | 15.9 | 15.5 |
| 17 | 18.3 | 17.9 |
| 22 | 23.1 | 22.7 |
| 29 | 30.3 | 29.9 |
| 34 | 35.1 | 34.7 |
| 46 | 47.1 | 46.7 |
| 58 | 59.1 | 58.7 |
| 70 | 71.1 | 70.7 |

| ORDERING CODE (NOMINAL SIZE) | WOOD CHANNEL OVERALL LENGTH (INCHES) | METAL CHANNEL OVERALL LENGTH (INCHES) |
|------------------------------|--------------------------------------|---------------------------------------|
| 15 | 16.5 | 16.1 |
| 18 | 19.5 | 19.1 |
| 21 | 22.5 | 22.1 |
| 27 | 28.5 | 28.1 |
| 33 | 34.5 | 34.1 |
| 45 | 46.5 | 46.1 |
| 57 | 58.5 | 58.1 |
| 69 | 70.5 | 70.1 |

PROJECT:

FIXTURE TYPE:

DATE:

