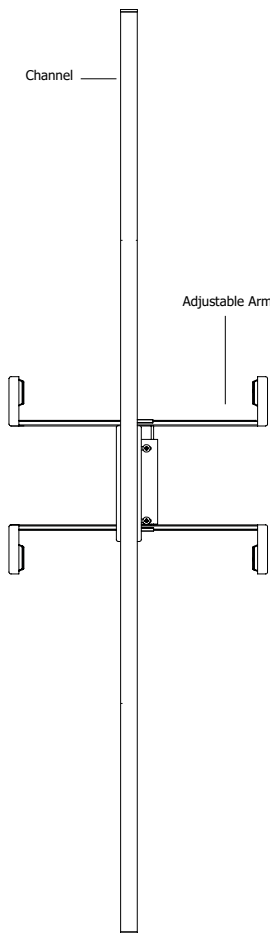
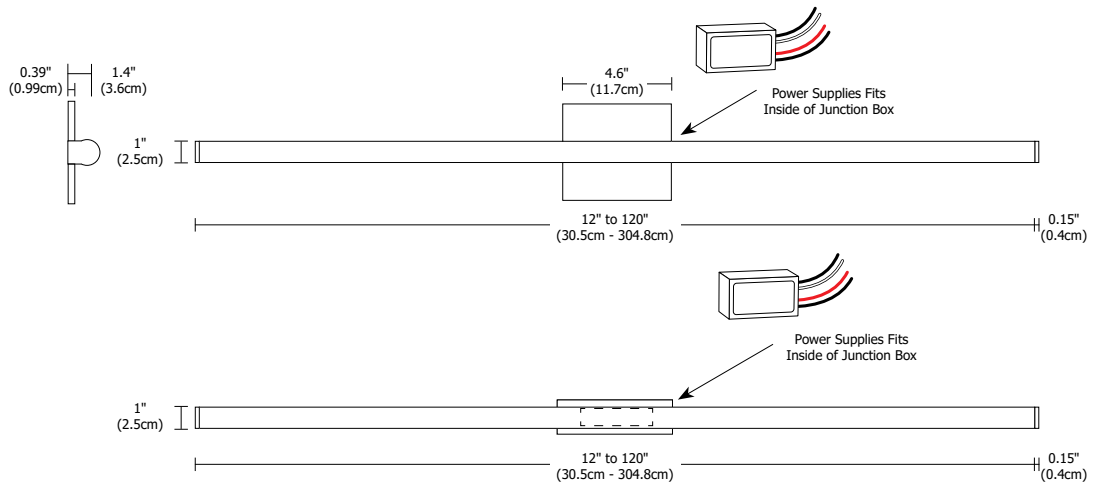



TWIGGY T1, TUBULAR 1" LENS 120V/24VDC FIXTURE, 85+ OR 95+CRI

REV.06.07.17



Description:

Twiggly T1 features a tubular 1 inch milky white diffuser lens that provides uniform light without hotspots. At 5 watts per foot, the 24 Volt DC Vanity contains high CRI white LEDs for excellent color rendering. Warm Dim options are 2700K (27D) or 3000K (30D) at 100% and dim to 2200K. Twiggly T1 is available in various increments from 12 inches up to 96 inches (see page 3 of spec sheet for exact dimensions). Fixture uses a 24VDC Class 2 electronic low voltage LED power supply (included). Power supply fits inside a standard square 4 inch electrical box with round plaster ring and floating split canopy (4SQ) or the Slim Profile Junction Box (1RE) that does not require a canopy. Twiggly is dimmable with an electronic low voltage dimmer. Fixtures include a 5 year warranty.

Finish:

Satin Aluminum, Satin Nickel, Chrome, Antique Bronze, Satin Black and White

Applications:

Indoor Only - Bathroom vanity, architectural lighting, task lighting, general lighting, cove, and retail

Lamp: 50,000 Hour Lamp Life

Version	Watts per Foot	Lumens		85+CRI	92+CRI	95+CRI
		per Watt	per Foot	22K, 35K, 40K, 57K	27D, 30D	27K, 30K
TW2	5	67	335	●	●	●

Lumen values are based on the 3000K LED test.

Power Supply:

120V input, 24VDC Class 2 output; electronic low voltage LED power supply (included) fits inside standard junction box

Dimming:

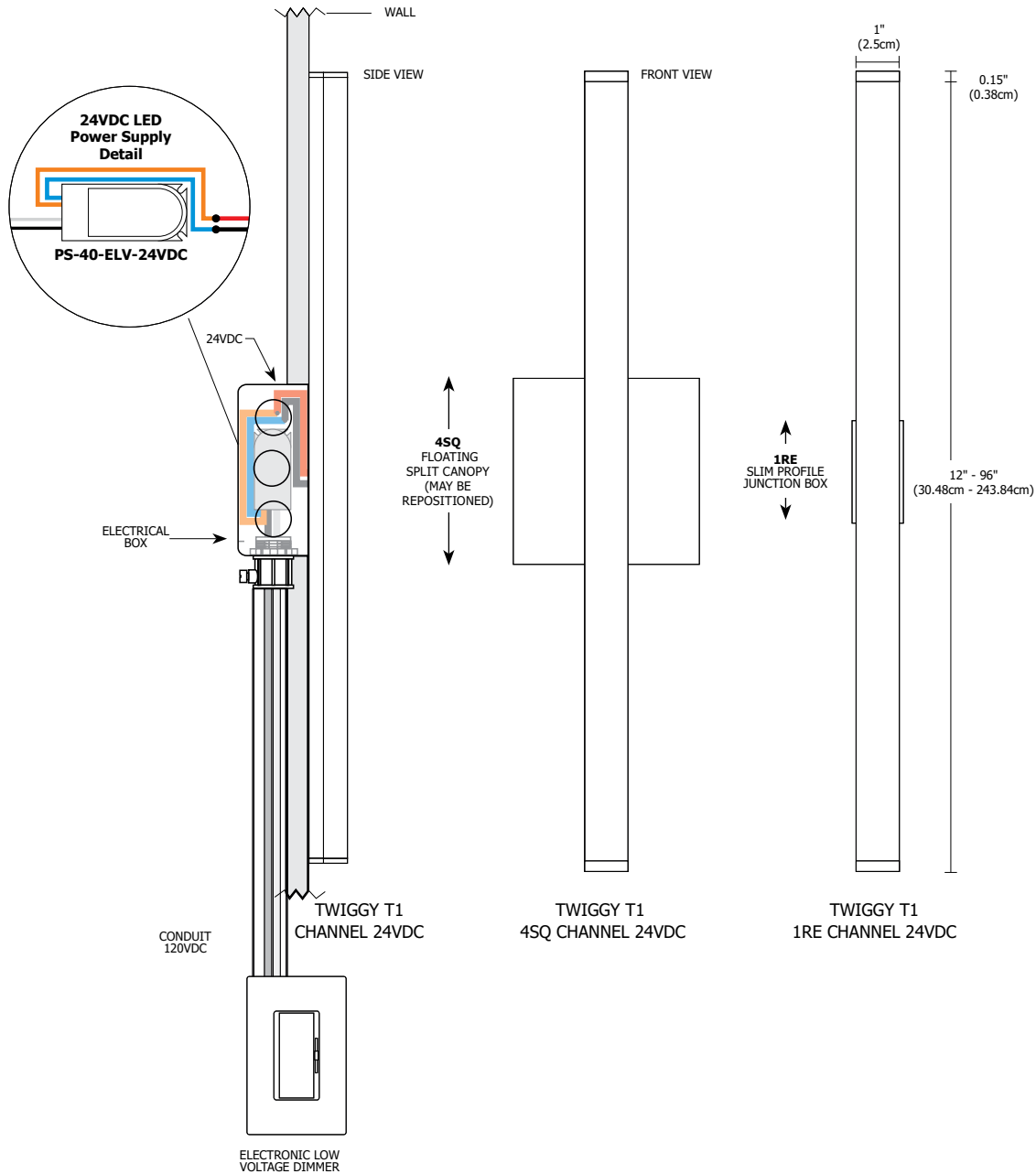
Dimmable with electronic low voltage dimmer:

Legrand, Adorne ADTP703TU; Lutron: Diva DVELV-300P, Skylark SELV-300P, Maestro MAELV-600 and Radio Ra 2 dimmers recommended

Product	Lens	Canopy	Length In Inches	Color Temperature	Finish
TW2	T1	1RE	12IN	27K	SA
TW2 Twiggly 24 Volt DC	T1 Tubular 1"	4SQ 4" Square 1RE 1" Rectangle with Junction Box	12-96 Order in various increments from 12 inches up to 96 inches* Chrome max 84"	22K 2200K Amber White 27K 2700K Very Warm White 27D 2700K Warm Dim 30K 3000K Warm White 30D 3000K Warm Dim 35K 3500K Neutral White 40K 4000K Cool White 57K 5700K Daylight White	SA Satin Aluminum SN Satin Nickel CH Chrome (Max 84") BZ Antique Bronze BK Satin Black WH White

* See page 3 of spec sheet for actual lengths

- Application:** Electronic low voltage dimming for Twiggy T1
- Power Supply:** 120V input, 24VDC class 2 output; electronic low voltage LED power supply (included) that fits inside standard junction box
- Dimming:** Dimmable with electronic low voltage dimmer: Legrand, Adorne ADTP703TU; Lutron: Diva DVELV-300P, Skylark SELV-300P, Maestro MAELV-600 and Radio Ra 2 dimmers recommended



PROJECT:

FIXTURE TYPE:

DATE:

Please refer to chart below for overall length (with end caps) of Twiggy T1

22K, 27K, 30K, 35K, 40K & 57K			
ORDERING CODE (NOMINAL SIZE)	ACTUAL LENGTH (INCHES)	ORDERING CODE (NOMINAL SIZE)	ACTUAL LENGTH (INCHES)
12IN	13.1	56IN	56.3
15IN	15.5	58IN	58.7
17IN	17.9	60IN	61.1
20IN	20.3	63IN	63.5
22IN	22.7	65IN	65.9
24IN	25.1	68IN	68.3
27IN	27.5	70IN	70.7
29IN	29.9	72IN	73.1
32IN	32.3	75IN	75.5
34IN	34.7	77IN	77.9
36IN	37.1	80IN	80.3
39IN	39.5	82IN	82.7
41IN	41.9	84IN	85.1
44IN	44.3	87IN	87.5
46IN	46.7	89IN	89.9
48IN	49.1	92IN	92.3
51IN	51.5	94IN	94.7
53IN	53.9	96IN	97.1

27D & 30D			
ORDERING CODE (NOMINAL SIZE)	ACTUAL LENGTH (INCHES)	ORDERING CODE (NOMINAL SIZE)	ACTUAL LENGTH (INCHES)
12IN	13.1	57IN	58.1
15IN	16.1	60IN	61.1
18IN	19.1	63IN	64.1
21IN	22.1	66IN	67.1
24IN	25.1	69IN	70.1
27IN	28.1	72IN	73.1
30IN	31.1	75IN	76.1
33IN	34.1	78IN	79.1
36IN	37.1	81IN	82.1
39IN	40.1	84IN	85.1
42IN	43.1	87IN	88.1
45IN	46.1	90IN	91.1
48IN	49.1	93IN	94.1
51IN	52.1	96IN	97.1
54IN	55.1		