


SNAP & LIGHT ACCESSORIES


REV.03.02.17




Cut in middle of joining contacts



Scrape protective coating from contacts



Place the Strip end under the plastic guide and push under the snap contacts.



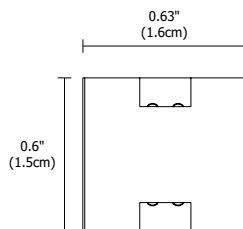
Close the cover



Snap the cover to secure in place

Snap & Light Accessories

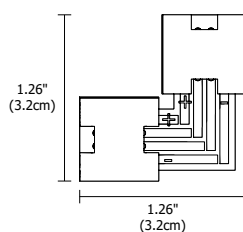
Snap & Light Accessories provide easy connection of white or RGB Soft Strip sections. The do-it-yourself accessories — without limitations— allow cutting and rejoining of Soft Strip at any point. The accessories attach to the end of Soft Strip, secure the Strip and snap shut to lock it into place. Snap & Light Accessories ensure a tightly sealed connection, while the gold plated pins provide better connectivity without oxidation.



Snap & Light Straight Joiner Connectors

Snap & Light Straight Joiner Connectors join two cut sections of white or RGB Soft Strip end to end.

Product	Type
SS	SLC
SS Soft Strip	SLC Snap & Light Straight Connector



Snap & Light L-Connectors

Snap & Light L-Connectors join and conduct power to two sections of white or RGB Soft Strip in an L-shape.

Product	Type
SS	SLL
SS Soft Strip	SLL Snap & Light L-Connector

PROJECT:

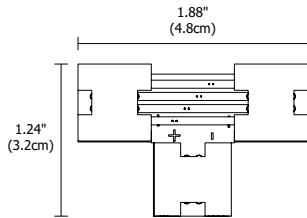
FIXTURE
TYPE:

DATE:



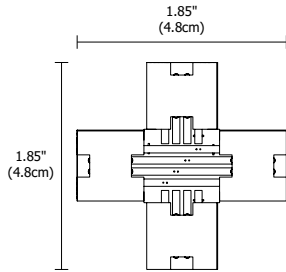
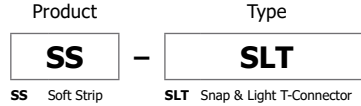
SNAP & LIGHT ACCESSORIES

REV.03.02.17



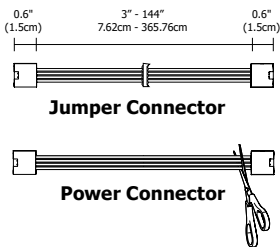
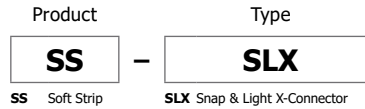
Snap & Light T-Connectors

Snap & Light T-Connectors join and conduct power to three sections of white or RGB Soft Strip in a T-shape.



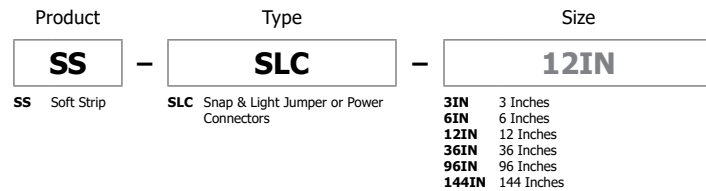
Snap & Light X-Connectors

Snap & Light X-Connectors join and conduct power to four sections of white or RGB Soft Strip in an X-shape.



Snap & Light Jumper or Power Connectors

Snap & Light Jumper or Power Connectors join two cut sections of white or RGB Soft Strip end-to-end. Cut and strip the connector wires to use as a Power Connector.



PROJECT:

FIXTURE
TYPE:

DATE:

