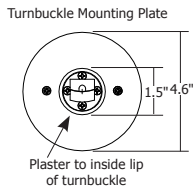
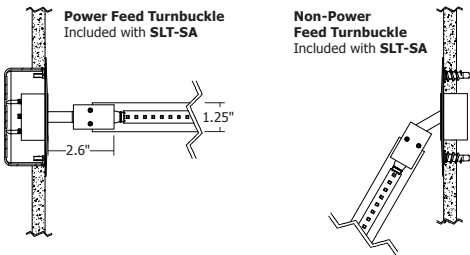



# SOFT LINE MOUNTING HARDWARE FOR INDIRECT LIGHTING

REV.05.13.15



Soft Line Turnbuckles

Product	Finish
<b>SLT</b>	<b>SA</b>
SLT Soft Line Turnbuckles (sold in pairs)	SA Satin Aluminum

Product	Length in Feet	Finish
<b>SL</b>	<b>20</b>	<b>SA</b>
SL Soft Line Channel	20 20 Feet 40 40 Feet	SA Satin Aluminum



Soft Line Channel

## Description:

Soft Line mounting hardware for indirect lighting uses white or RGB LED Soft Strip (sold separately) to provide soft, ambient, indirect illumination for decorative and architectural applications. For compact shipment and storage, Soft Line coils like a retractable tape measure. When uncoiled, the Soft Line becomes a 1.25" wide cupped aluminum channel that can be mounted on any angle between opposing wall, ceiling or floor surfaces. Soft Line is field-cutable, making it easy to configure custom lengths up to 40 feet. The suspended line, 1 to 2 feet away from the surface, indirectly illuminates with the use of the any LED Soft Strip (sold separately). This cupped form contributes to the luminaires structural rigidity, acts as a heatsink, and also shields the LED light source and related wiring from view.

## Applications:

Wherever an indirect light source can be used, including: indoor, homes, offices, retail, hotels, clubs, displays, media room and conference rooms.

## LED Soft Strip (sold separately):

For Indirect, Warm White LED, use: LED Soft Strip **SS2P-WW 12V or 24V**  
 For Indirect, Color-Changing LED, use: RGB LED Soft Strip **SS3-RGB 24V**

## Soft Line Turnbuckles:

Power Feed Turnbuckles support Soft Line on any angle from 0-60 degrees, feed power and mount to a standard 4" square electrical junction box (with round plaster ring). Non-Power Feed Turnbuckle support opposite end of Soft Line and mount to a ceiling, wall or floor. Both turnbuckles are sold together.

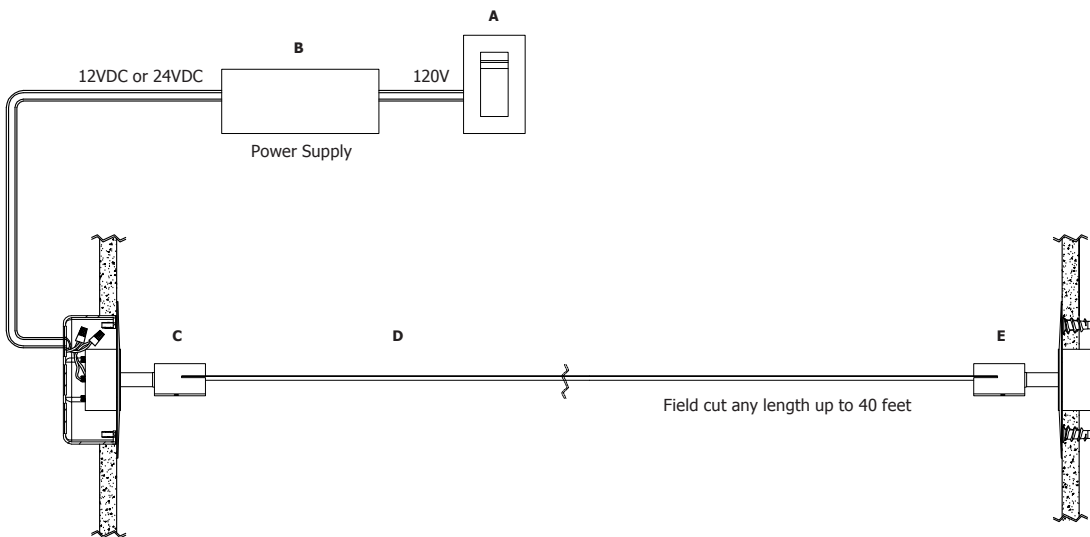
PROJECT:

FIXTURE TYPE:

DATE:



# SOFT LINE MOUNTING HARDWARE FOR INDIRECT LIGHTING



- A. Wall mounted dimmer or color controller. See Soft Strip spec sheets for details.
- B. Power Supply. See Soft Strip spec sheets for details. Use DVR-RGB-    for RGB Soft Strip.
- C. Power feed turnbuckle included in **SLT-SA**
- D. Soft Line Channel **SL-   -SA**
- E. Non-power feed turnbuckle included in **SLT-SA**

PROJECT:

FIXTURE  
TYPE:

DATE:

**EDGE**  
LIGHTING