TWIGGY S1 VANITY WALL

24VDC

DESIGNED BY GREGORY KAY | MADE IN AMERICA

REV 02.03.20

DESCRIPTION

The Twiggy S1 Vanity Wall fixture contains Designer Grade 95+ CRI LEDs for excellent color rendering ranging from color temperatures of 2000K to 5700K. Warm Dim options of **(27D)** 2700K or **(30D)** 3000K that dim down to 2000K. The Twiggy S1 Vanity is available in standard sizes from 12 inch to 96 inches (custom order length available). Fixture options include, **TW2** 120V-24VDC electronic low voltage (ELV) power supply (included) that fits inside three different junction box options. **TW2R** Remote Universal Power supplies (sold separately), Class 2 wiring with dimming choices of Triac, ELV or 0-10V (not included).

ELECTRICAL:

Power Supply Options:	**TW2** - Electronic low voltage power supply fits in junction box (included).
	TW2R - Remote, Class 2 power supply (Sold Separately).
Power Consumed:	5 Watts per foot
LEDs per Foot:	Static CCT = 35. Warm Dim 35+35=70.
Average LED life:	60,000 hrs @ normal usage

DIMMING*

TW2:	ELV Dimmer with Power Supply in J-BOX
TW2R:	Remote Power, Universal Dimming (TRIAC, ELV, 0-10V), Title 24 remote power supply only, pgs 5-7

*Dimmers sold separately.

APPROVALS

Damp Location, ETL listed, Title 24 with TW2R remote power supply, order separately pgs 5-7, Class 2 wiring, Made in America.

PHYSICAL ATTRIBUTES:

Mounting Options:	**4SQ:** Floating Canopy Mounts to standard 4" electrical box with round plaster ring anywhere along the fixture.
	1RE: Floating Canopy Mounts to Slim Profile junction box (included) recommend for new construction application.
Ordering Increments:	2-3 inches: See ordering code for nominal and exact sizes, pg 3.
Max length:	96" Custom lengths available
Material:	High Grade Aluminum Channel, Designer Grade LEDs
Compliance:	ADA, ETL, Title 24
Warranty:	PureEdge's 5 Year PRO-RATED Warranty is backed by over 30 years of precision lighting manufacturing and design.

APPLICATIONS

Bathroom Vanity, Dressing Rooms, Resort Spa, Beauty Salon, Retail, Hospitality, Hotels, Flagship Stores, High Rises, Condo Buildings, Office Spaces

Product	Lens	Canopy	Length In Inches	Color Temperature	Finish
TW2	S1	1RE	12IN	27K	SA

Product

TW2 Twiggy Vanity 24VDC with Power Supply in JBox
TW2R Twiggy Vanity with Remote Universal Power Supply 24VDC, Class 2 wiring, order separately pgs 5-7

Lens

S1 Square 1"

Canopy

4SQ 4" Floating Square Canopy
1RE 1" Rectangle Floating Canopy with Junction Box

Length In Inches

12IN to 96IN Order in various 2 and 3 inch increments from 12" to 96" (See pg 3 for ordering code and sizes).

Chrome max is 84".

Color Temperature

20K 2000K Sunset
22K 2200K Amber White
24K 2400K Very Warm White
27K 2700K Incandescent White
27D 2700K Warm Dim to 2000K (DIM-TO-WARM) 5 Watt Only
30K 3000K Warm White
30D 3000K Warm Dim to 2000K (DIM-TO-WARM) 5 Watt Only
35K 3500K Neutral White
40K 4000K Cool White
57K 5700K Daylight White

Finish

SA Satin Aluminum
SN Satin Nickel
CH Chrome (Max 84")
BZ Antique Bronze
BK Satin Black
WH White

PROJECT		FIXTURE TYPE		DATE	

www.PureEdgeLighting.com | Phone: 773.770.1195 | 1718 W. Fullerton Ave. Chicago, IL 60614
For custom design and layout assistance, send drawings to design@PureEdgeLighting.com

TWIGGY S1 VANITY WALL

24VDC

REV 02.03.20

Nominal Lamp Data: Lamp data for the Audrey Vanity

	CCS1									
DESCRIPTION	**DIFFUSED SQUARE 1 LENS**									
WATTS PER FOOT	5w (4.4 watts)									
COLOR TEMPERATURE	20K	22K	24K	27K	27D	30K	30D	35K	40K	57K
LUMENS PER FOOT (lm/ft)	244	254.5	267	280	316	306	345	350	380	405
LUMENS PER WATT (lm/w)	56	58	61	64	72	69	78	80	86	92
CRI	85+	85+	90+	95+	85+	95+	85+	85+	84	84

FINISHES:

Satin Black **BK** | Antique Bronze **BZ** | Chrome **CH** | Satin Aluminum **SA** | Satin Nickel **SN** | White **WH**

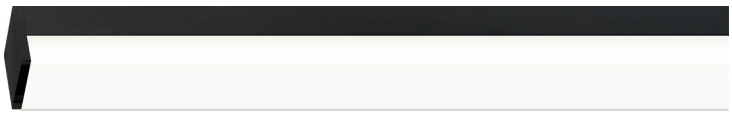

Satin Black
BK

Antique Bronze
BZ

Chrome
CH

Satin Aluminum
SA

Satin Nickel
SN

White
WH

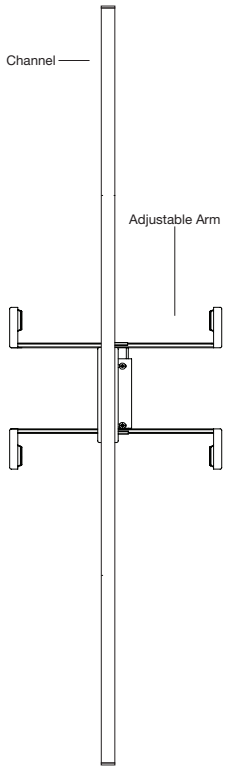

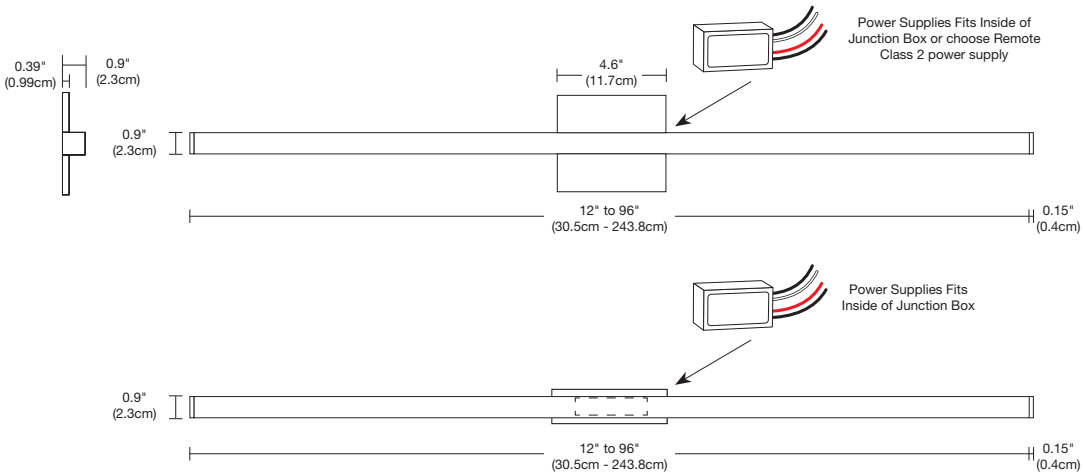

PROJECT		FIXTURE TYPE		DATE	

TWIGGY S1 VANITY WALL

24VDC

REV 02.03.20

Length Chart: Actual lengths for Twiggy D1

20K, 22K, 24K, 27K, 30K, 35K, 40K & 57K			
ORDERING CODE (NOMINAL SIZE)	**ACTUAL LENGTH (INCHES)**	**ORDERING CODE (NOMINAL SIZE)**	**ACTUAL LENGTH (INCHES)**
12IN	13.1	56IN	56.3
15IN	15.5	58IN	58.7
17IN	17.9	60IN	61.1
20IN	20.3	63IN	63.5
22IN	22.7	65IN	65.9
24IN	25.1	68IN	68.3
27IN	27.5	70IN	70.7
29IN	29.9	72IN	73.1
32IN	32.3	75IN	75.5
34IN	34.7	77IN	77.9
36IN	37.1	80IN	80.3
39IN	39.5	82IN	82.7
41IN	41.9	84IN	85.1
44IN	44.3	87IN	87.5
46IN	46.7	89IN	89.9
48IN	49.1	92IN	92.3
51IN	51.5	94IN	94.7
53IN	53.9	96IN	97.1

27D & 30D			
ORDERING CODE (NOMINAL SIZE)	**ACTUAL LENGTH (INCHES)**	**ORDERING CODE (NOMINAL SIZE)**	**ACTUAL LENGTH (INCHES)**
12IN	13.1	57IN	58.1
15IN	16.1	60IN	61.1
18IN	19.1	63IN	64.1
21IN	22.1	66IN	67.1
24IN	25.1	69IN	70.1
27IN	28.1	72IN	73.1
30IN	31.1	75IN	76.1
33IN	34.1	78IN	79.1
36IN	37.1	81IN	82.1
39IN	40.1	84IN	85.1
42IN	43.1	87IN	88.1
45IN	46.1	90IN	91.1
48IN	49.1	93IN	94.1
51IN	52.1	96IN	97.1
54IN	55.1		

PROJECT		FIXTURE TYPE		DATE	

TWIGGY S1 VANITY WALL

24VDC

REV 02.03.20

Wiring Diagram: Audrey Vanity with ELV dimming

Application: ELV Electronic low voltage dimming for Twiggy S1

Power Supply: 120V input, 24VDC class 2 output; electronic low voltage LED power supply (included) that fits inside standard junction box

Dimming: Dimmable with ELV Dimmers using power supply: Legrand, Adorne ADTP703TU; Lutron: Diva DVELV-300P, Skylark SELV-300P, Maestro MAELV-600 and Radio Ra 2.

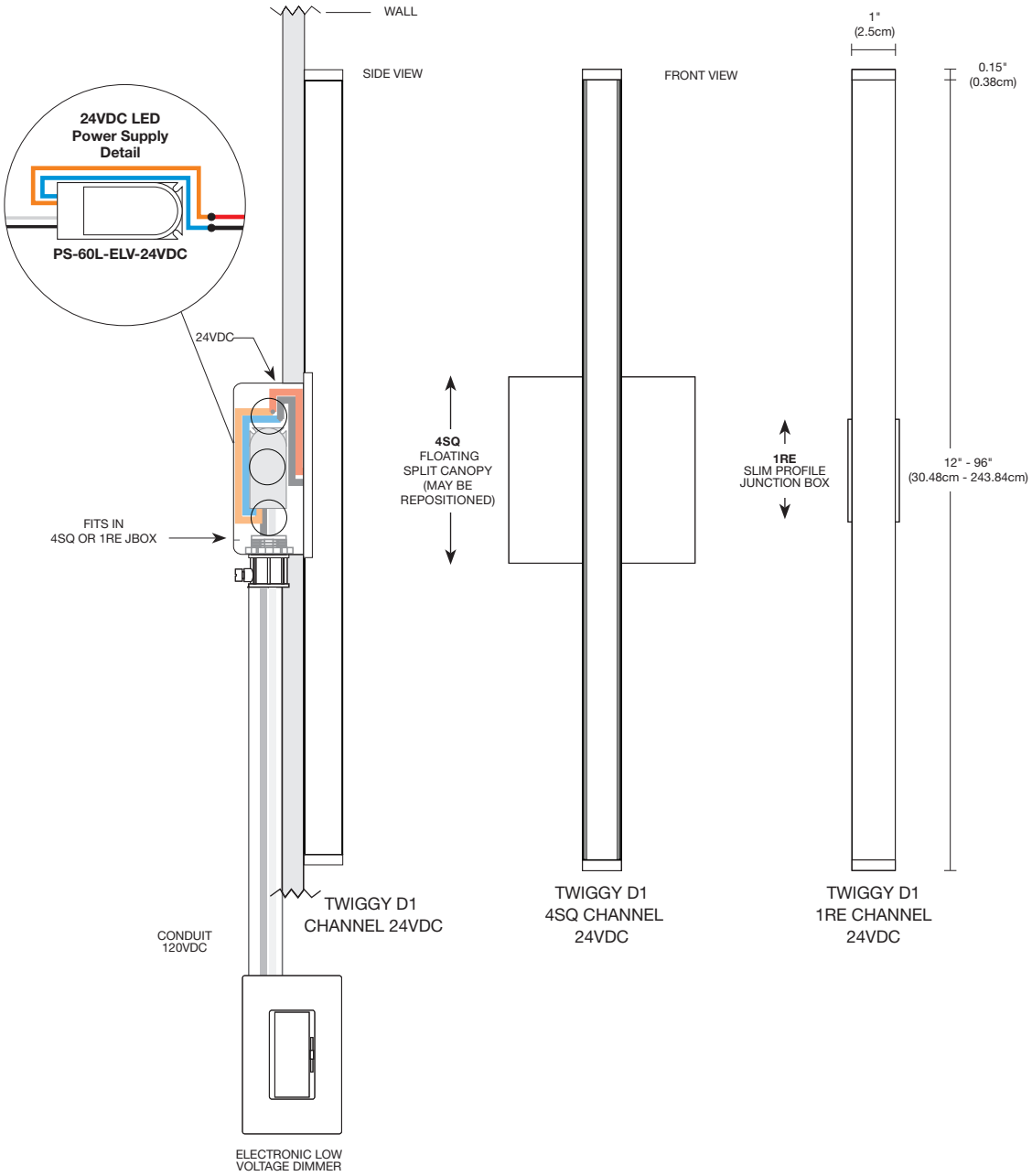

PROJECT		FIXTURE TYPE		DATE	

INDOOR CONSTANT VOLTAGE REMOTE POWER SUPPLIES

24VDC, UNI - UNIVERSAL DIMMING WITH ELV, TRIAC, & 0-10V

REV. 02.03.20

UNIVERSAL POWER SUPPLIES & RECOMMENDED DIMMERS				
ORDERING CODE	PSB-40W-UNI-24VDC	PSB-60W-UNI-24VDC	PSB-2X40W-UNI-24VDC	PSB-2X60W-UNI-24VDC
SPECIFICATIONS				
MAXIMUM LOAD	40W	60W	2X40W	2X60W
INPUT VOLTAGE	120-277VAC	120-277VAC	120-277VAC	120-277VAC
OUTPUT VOLTAGE	24VDC	24VDC	24VDC	24VDC
DIMENSIONS	12.4" X 3.12" X 2.18"	12.4" X 3.12" X 2.18"	12.15" X 6.48" X 2.18"	12.15" X 6.48" X 2.18"
CLASSIFICATION	CLASS 2	CLASS 2	CLASS 2	CLASS 2
IN-WALL MOUNTING	PSB-40W-UNI-24VDC-IW	PSB-60W-UNI-24VDC-IW	PSB-2X40W-UNI-24VDC-IW	PSB-2X60W-UNI-24VDC-IW

UNIVERSAL POWER SUPPLIES & RECOMMENDED DIMMERS				
ORDERING CODE	PSB-96W-UNI-24VDC	PSB-2X96W-UNI-24VDC	PSB-3X96W-UNI-24VDC	PSB-4X96W-UNI-24VDC
SPECIFICATIONS				
MAXIMUM LOAD	96W	2X96W	3X96W	4X96W
INPUT VOLTAGE	120-277VAC	120-277VAC	120-277VAC	120-277VAC
OUTPUT VOLTAGE	24VDC	24VDC	24VDC	24VDC
DIMENSIONS	12.4" X 3.12" X 2.18"	12.15" X 6.48" X 2.18"	14" X 10" X 3"	17" X 13" X 3"
CLASSIFICATION	CLASS 2	CLASS 2	CLASS 2	CLASS 2
IN-WALL MOUNTING	PSB-96W-UNI-24VDC-IW	PSB-2X96W-UNI-24VDC-IW	NA	NA
ELV DIMMING & CONTROLS				
LUTRON DIVA: DVELV-300P	•	•	•	•
LUTRON SKYLARK: SELV-300P	•	•	•	•
LUTRON RADIO RA2: RRD-6NA	•	•	•	•
LUTRON MAESTRO: MAELV-600	•	•	•	•
LEGRAND ADORNE: ADTP-703TUM4	•	•	•	•
0-10 DIMMING & CONTROLS				
PHILIPS SUNRISE: SR1200ZTUNV	•	•	•	•
LUTRON DIVA: DVTV-WH, DVSTV-WH	•	•	•	•
LUTRON NOVA T: NTSTV-DV-XX	•	•	•	•
LUTRON GRAFIX EYE QS: QSGRJ-XP	•	•	•	•
LUTRON RADIO RA2: RRD-10ND	•	•	•	•
LEVITON: LEV40050	•	•	•	•
LEVITON IP710-LFZ	•	•	•	•
LEGRAND: ADPD4FBL3P2W4	•	•	•	•
TRIAC DIMMING & CONTROLS				
LUTRON SKYLARK: S2-L-WH	•	•	•	•
LUTRON DIVA DVLV-600P-WH	•	•	•	•
LUTRON DIVA DVLV-603P-WH	•	•	•	•
LUTRON MAESTRO MALV-600-WH	•	•	•	•
LUTRON MAESTRO MALV-1000-WH	•	•	•	•
LUTRON MAESTRO MA-R-XX	•	•	•	•

- Flicker free dimming
- Aluminum casing for optimal heat dissipation
- Isolated output power per NEC and UL safety requirements
- UL & ETL recognized/ listed, meets UL 8750, 1310 requirements
- Auto-reset; short circuit, overload and thermal protection
- Class 2 power supply
- Efficient, High power factor > 0.90
- The Solid State Constant Voltage Uni-Power Supply is compatible with most commercially available Dimmers:
  - Triac Dimmer : (Forward Phase) Typically used for the dimming of Incandescent and Low Voltage Magnetic Transformers
  - ELV Dimmer : (Reverse Phase) Dimming of Electronic Low Voltage Transformers and Power Supply's used for LED lighting
  - 0-10 Dimmer : Dims the Low Voltage side of a 0-10 volt power supply commonly used in large scale lighting or commercial applications.
- The Uni-Power Supply is recommended with any Siemens/Murray brand of arc fault breaker to overcome the issues with tripping the breakers with an ELV LED Low Voltage Drivers.

PROJECT		FIXTURE TYPE		DATE	

INDOOR CONSTANT VOLTAGE REMOTE POWER SUPPLIES

24VDC, UNI - UNIVERSAL DIMMING WITH ELV, TRIAC, & 0-10V

REV. 02.03.20

IN WALL MOUNTING OPTIONS

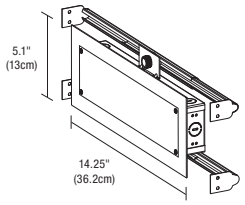

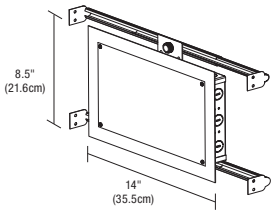

In-Wall Mounting Kit: Includes power supply, box cover and stud hangers for installing Junction Box in wall. Select "IW" in the options section of compatible power supply ordering codes if an In-Wall Mounting Kit is needed.

Ordering Codes 5.1 x 14.25 inch: PSB-40W-UNI-24VDC-IW
PSB-60W-UNI-24VDC-IW
PSB-96W-UNI-24VDC-IW

Ordering Codes 8.5 x 14.25 inch: PSB-2X40W-UNI-24VDC-IW
PSB-2X60W-UNI-24VDC-IW
PSB-2X96W-UNI-24VDC-IW

WIRING DIAGRAMS UNIVERSAL POWER SUPPLY

Application: Triac dimming for two power supplies, use for Static White, Dynamic/Tunable White 2000K-4000K

Dimming: Dimmable with Triac dimmer: Lutron: Skylark S2-L

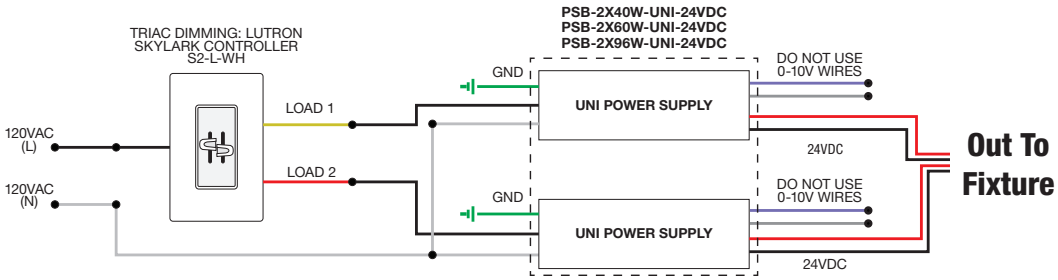

Application: ELV dimming for Static White and Warm Dim

Dimming: Dimmable with ELV dimmer: Legrand, Adorne ADTP703TU; Lutron: Diva DVELV-300P, Skylark SELV-300P, Maestro MAELV-600 and Radio Ra 2

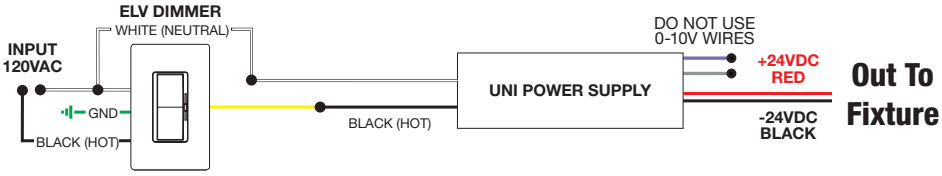

Application: 0-10V dimming for Static White

Dimming: Dimmable with 0-10V dimmer: Philips Sunrise: SR1200ZTUNV; Lutron Diva: DVTV-WH, DVSTV-WH; Lutron Nova T: NTSTV-DV-XX; Lutron Grafix EYE QS: QSGRJ-XP; Lutron Radio Ra2: RRD-10ND; Leviton: LEV40050; Leviton IP710-LFZ; Legrand: ADPD4FBL3P2W4

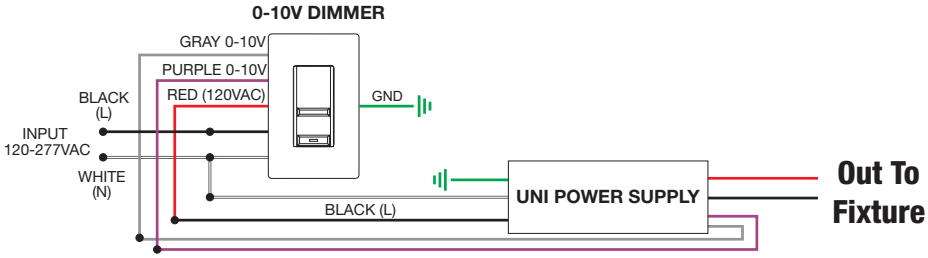

PROJECT		FIXTURE TYPE		DATE	

INDOOR CONSTANT VOLTAGE REMOTE POWER SUPPLIES

24VDC, LUTRON ECOSYSTEM

REV. 02.03.20

LUTRON HI-LUME® PREMIER .1% ECOSYSTEM®†			
ORDERING CODES	**L3D0-96W24V-U**	**2-WIRE ECOSYSTEM LTEA4U1UKL-CV240**	**3-WIRE ECOSYSTEM L3DA4U1UKL-CV240**
SPECIFICATIONS			
MAXIMUM LOAD	96W	5W-40W	5W-40W
INPUT VOLTAGE	120-277VAC	120-277VAC	120-277VAC
OUTPUT VOLTAGE	24VDC	24VDC	24VDC
DIMENSIONS	10.5" X 5.5" X 2"	4" X 4.89" X 2.62"	4" X 4.89" X 2.62"
CLASSIFICATION	CLASS 2	CLASS 2	CLASS 2
DIMMING AND CONTROLS			
RADIO RA2	•	•	•
HOMEWORKS QS	•	•	•
PHPM-3F-120	•	•	•
PHPM-3F-DV	•	•	•
BCI-0-10	•	•	•

†24K - 57K color temperatures are compatible with 0-10V, ELV, and Lutron Hi-lume® Power Supplies. Warm Dim (27D, 30D) color temperatures are only compatible with ELV power supplies.

LTEA4U1UKL-CV240

2-Wire EcoSystem Wiring Diagram

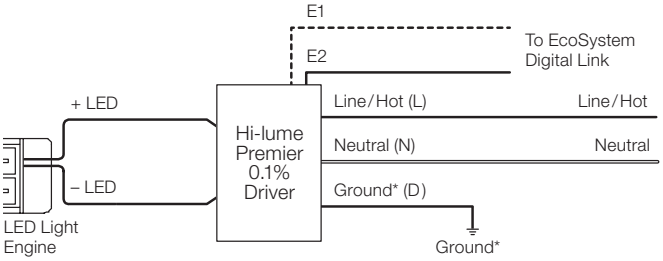

L3DA4U1UKL-CV240

3-Wire Wiring Diagram

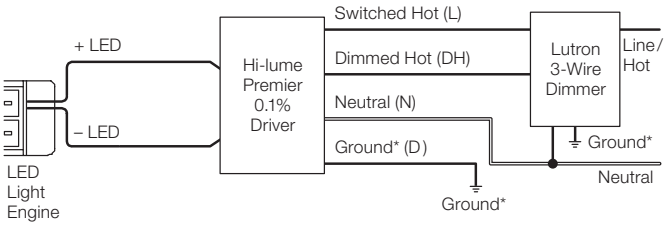

PROJECT		FIXTURE TYPE		DATE	

VANITY TM30 DATA

24VDC

REV 02.03.20

TM-30-15 DATA: The data below is for SS5C bare LED Soft Strips. Consistent color temperatures throughout a single strip and among multiple strips is possible through a 3 phase binning process in which each order is inspected with a color meter to ensure uniformity.

2200K | Rf: 83.9 | Rg: 94.9

COLOR VECTOR GRAPHIC

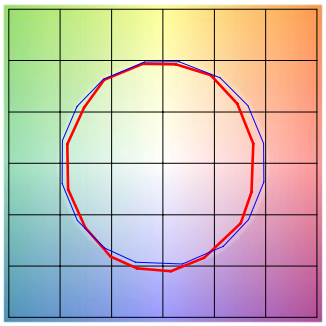

Test Reference

		GRAPHIC SHIFTS %	
HUE BIN	Rf	CHROMA	HUE
1	77.6	-10.0%	1.8%
2	80.7	-7.5%	7.0%
3	79.5	-2.9%	8.9%
4	90.5	-3.1%	2.4%
5	93.9	-1.3%	1.9%
6	91.9	-0.9%	-0.2%
7	87.6	-6.3%	-2.7%
8	90.5	-5.4%	2.7%
9	83.8	-4.7%	6.5%
10	81.2	-2.5%	10.0%
11	83.3	3.9%	9.4%
12	86.4	5.6%	2.6%
13	86.2	4.5%	-12.4%
14	64.3	-1.0%	-21.9%
15	85.1	-4.4%	-7.5%
16	75.0	-9.9%	-12.0%

2700K | Rf: 87.7 | Rg: 96.1

COLOR VECTOR GRAPHIC

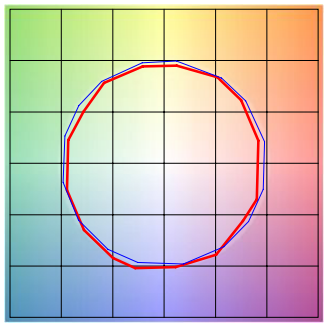

Test Reference

		GRAPHIC SHIFTS %	
HUE BIN	Rf	CHROMA	HUE
1	86.4	-5.6%	2.3%
2	89.7	-3.3%	3.1%
3	90.5	-1.5%	3.8%
4	90.0	-4.3%	1.1%
5	92.9	-3.7%	0.2%
6	93.5	-2.5%	-0.8%
7	86.3	-7.2%	2.5%
8	90.7	-4.0%	3.2%
9	85.2	-2.4%	8.1%
10	81.7	0.9%	10.8%
11	85.4	4.5%	8.9%
12	88.7	5.7%	-1.4%
13	88.3	1.3%	-7.9%
14	85.1	2.4%	-10.4%
15	88.1	-4.8%	-2.7%
16	81.7	-4.3%	-10.9%

3000K | Rf: 88.1 | Rg: 99.7

COLOR VECTOR GRAPHIC

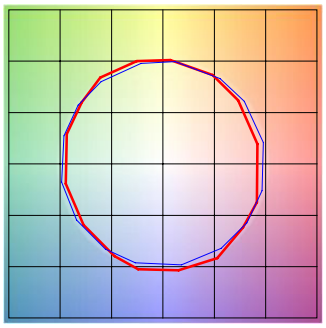

Test Reference

		GRAPHIC SHIFTS %	
HUE BIN	Rf	CHROMA	HUE
1	87.7	-5.9%	-0.3%
2	87.9	-4.4%	4.3%
3	82.9	-1.2%	7.9%
4	89.9	0.6%	4.7%
5	92.7	3.0%	3.5%
6	92.7	3.6%	-1.7%
7	90.8	-1.3%	-4.4%
8	93.7	-2.5%	-2.2%
9	91.7	-3.7%	2.3%
10	85.5	-2.8%	7.8%
11	83.3	0.7%	11.0%
12	86.4	5.5%	3.8%
13	90.6	4.6%	-3.6%
14	85.6	5.9%	-8.4%
15	89.5	-0.6%	-5.7%
16	82.6	-2.7%	-12.0%

3500K | Rf: 86.1 | Rg: 95.5

COLOR VECTOR GRAPHIC

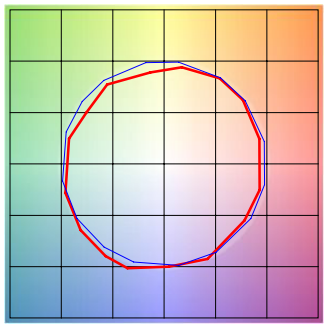

Test Reference

		GRAPHIC SHIFTS %	
HUE BIN	Rf	CHROMA	HUE
1	86.6	-4.2%	3.4%
2	91.7	-1.4%	1.8%
3	94.9	-0.7%	0.4%
4	87.9	-4.5%	-4.1%
5	85.9	-10.3%	-2.7%
6	89.8	-5.2%	-0.4%
7	79.6	-9.5%	6.5%
8	87.6	-4.0%	5.7%
9	81.4	-0.5%	11.8%
10	78.3	3.3%	11.4%
11	85.7	6.3%	6.1%
12	86.3	7.1%	-4.6%
13	86.1	-0.7%	-9.6%
14	85.1	0.8%	-10.4%
15	83.4	-4.1%	-5.3%
16	82.5	-3.6%	-5.7%

4000K | Rf: 87.6 | Rg: 96.8

COLOR VECTOR GRAPHIC

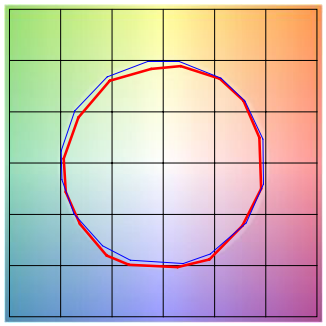

Test Reference

		GRAPHIC SHIFTS %	
HUE BIN	Rf	CHROMA	HUE
1	89.0	-3.1%	2.1%
2	93.2	-0.9%	1.3%
3	94.3	-1.1%	0.7%
4	89.5	-4.0%	-2.3%
5	87.6	-7.8%	-1.8%
6	92.2	-4.6%	0.1%
7	87.4	-6.6%	3.6%
8	85.7	-3.8%	7.0%
9	81.5	-1.3%	12.4%
10	80.0	0.9%	11.4%
11	83.3	5.9%	8.7%
12	89.7	4.8%	-0.3%
13	88.5	2.4%	-6.3%
14	92.7	4.0%	-3.8%
15	86.1	-1.6%	-4.5%
16	85.0	-1.4%	-5.0%

5700K | Rf: 80.3 | Rg: 91.5

COLOR VECTOR GRAPHIC

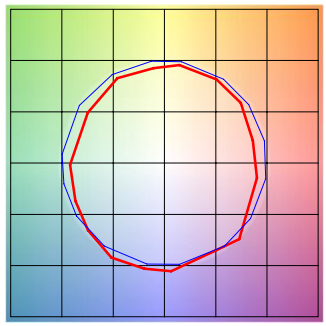

Test Reference

		GRAPHIC SHIFTS %	
HUE BIN	Rf	CHROMA	HUE
1	73.8	-11.2%	2.6%
2	83.7	-5.5%	5.8%
3	84.2	-4.0%	5.5%
4	85.8	-3.5%	1.3%
5	85.3	-7.1%	0.6%
6	89.2	-5.8%	-2.2%
7	81.5	-10.7%	1.2%
8	75.7	-9.7%	8.5%
9	74.9	-7.8%	18.8%
10	67.8	-1.6%	18.0%
11	76.1	5.5%	12.0%
12	90.8	4.9%	-1.6%
13	83.6	5.0%	-9.5%
14	81.7	-1.2%	-10.0%
15	69.0	2.0%	-22.8%
16	83.2	-8.5%	-1.0%

PROJECT		FIXTURE TYPE		DATE	

VANITY TM30 DATA

24VDC

REV 02.03.20

TM-30-15 DATA: The data below is for SS5C bare LED Soft Strips. Consistent color temperatures throughout a single strip and among multiple strips is possible through a 3 phase binning process in which each order is inspected with a color meter to ensure uniformity.

2700D | Rf: 89.5 | Rg: 100.8

COLOR VECTOR GRAPHIC

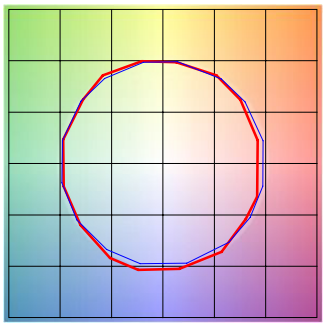

Test Reference

		GRAPHIC SHIFTS %	
HUE BIN	Rf	CHROMA	HUE
1	88.8	-5.1%	1.4%
2	89.8	-2.7%	4.1%
3	87.2	0.3%	5.9%
4	92.3	-0.9%	1.0%
5	93.3	1.5%	1.7%
6	92.4	3.6%	-0.2%
7	92.2	-0.9%	-2.4%
8	96.7	-0.4%	-1.1%
9	92.3	-1.2%	3.7%
10	88.9	-0.0%	6.1%
11	86.4	5.1%	7.4%
12	88.2	6.3%	-0.9%
13	87.2	3.8%	-8.1%
14	84.2	3.8%	-11.0%
15	89.8	-2.6%	-4.3%
16	82.7	-3.4%	-11.1%

3000D | Rf: 89.8 | Rg: 101.4

COLOR VECTOR GRAPHIC

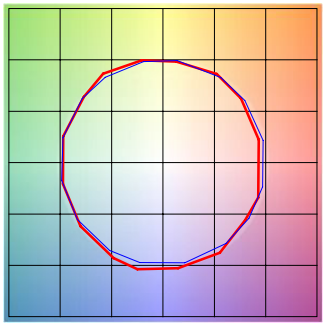

Test Reference

		GRAPHIC SHIFTS %	
HUE BIN	Rf	CHROMA	HUE
1	90.2	-4.2%	1.5%
2	90.9	-2.0%	3.7%
3	87.9	0.8%	5.5%
4	92.1	-0.9%	0.6%
5	93.0	1.5%	1.6%
6	92.2	3.9%	-0.2%
7	92.1	-0.3%	-2.0%
8	96.7	0.0%	-1.2%
9	92.5	-0.6%	3.7%
10	88.3	1.1%	7.0%
11	87.2	4.1%	7.4%
12	87.2	6.7%	-1.0%
13	88.2	3.8%	-7.2%
14	85.3	4.3%	-9.9%
15	90.9	-2.2%	-3.6%
16	83.4	-2.2%	-11.2%

PROJECT		FIXTURE TYPE		DATE	