

# TRAPEZE WAVE CASCADE CHANDELIER

24VDC REMOTE POWER SUPPLY, STATIC WHITE, WARM DIM & TRUCOLOR TUNABLE WHITE

ASSEMBLED IN AMERICA

REV 05.22.26



Wave Cascade Oval with 2 Loops, 3 Swings

## DESCRIPTION

The Wave Cascade Oval is a flexible, architectural lighting system that blends form and function to create continuous, 360-degree illumination without pixelation. Its sculptural, minimal design provides a striking visual element while delivering exceptional color rendering for a clean, uninterrupted glow.

Designed to offer both a sophisticated aesthetic and an inviting ambiance, the Wave Cascade Oval enhances interiors with its fluid, seamless flow. Choose from Static White, Warm Dim (**27D** & **30D**), Tunable White (**2K4K** & **27K6**), or TruColor™ RGBTW which is our premier light engine with a wide spectrum from 1500K-6500K and exceptional color rendering (96+ CRI). TruColor RGBTW takes Tunable White to the next level. With the addition of the red, green, and blue channels to the tunable white we're able to achieve a level of quality, performance, and accuracy that was previously unattainable. TruColor RGBTW can be controlled with either DMX or WiZ Pro wireless controls. With flexible configuration options and precision engineering, the Wave Cascade Oval serves as both a functional lighting solution and a design statement, making it the perfect solution for a wide range of applications. For custom designs and quotes, send drawings to [design@PureEdgeLighting.com](mailto:design@PureEdgeLighting.com).

## LUMEN PERFORMANCE AT 3000K 5W PER FOOT (2D)

LUMEN OUTPUT	808 lm/ft	EFFICIENCY	144 lm/watt
CRI	93+	Rg	98
BEAM ANGLE	360°	BEAM TOLERANCE	+/- 30CCT

## SPECIFICATIONS

DIMENSIONS	DIA: 1C & 1D = 0.9" and 2C & 2D = 1.2"
INPUT	24VDC with 5" leads
POWER SUPPLIES	Remote 24VDC power supply required
POWER CONSUMPTION	3 or 5 watts per foot
MAX LENGTH	60' at 3 watts, 40' at 5 watts
BENDING	6" minimum radius
MATERIAL	UV Resistant Silicon
OPERATING TEMPERATURE	-4° F (-20° C) to 122° F (+50° C)
AVERAGE LED LIFE	50,000 hrs
WARRANTY	5 Year pro-rated

## LAMP

- Static White Color Temperatures ranging from **2400K** through **4000K**
- Warm Dim: **27D** & **30D** dim down to 1800K, resembling halogen light sources
- Tunable White: **2K4K** and **27K6** grants independent control for adjusting color temperature and intensity
- **TruColor™ RGBTW** Dynamic RGB with Tunable White 1500K-6500K

## REMOTE POWER SUPPLIES\*, DIMMERS & CONTROLS (SOLD SEPARATELY)

24VDC, Class 2 wiring

### Static White

- Pure Smart™ WiZ Pro [Power Supplies](#) & [Smart Controls](#)
- [UNI Driver: Universal Dimming \(ELV, TRIAC, 0-10V\)](#) ELV & TRIAC [Smart Dimmer & Switch](#)
- [2-in-1 Power Driver and Dimmer](#)

### Warm Dim

- [UNI Driver: Universal Dimming \(ELV, TRIAC, 0-10V\)](#)
- **Make It Smart: Pure Smart™ Wi-Fi Dimmer**
- [2-in-1 Power Driver and Dimmer](#)

### Tunable White

- **0-10V:** Requires two dimmers, one for intensity and one for color temperature
- [DMX & Controls](#)
- Pure Smart™ WiZ Pro [Power Supplies](#) & [Smart Controls](#)
- [2-in-1 Power Driver and Dimmer](#)

### RGBTW

- [Home Integration Solutions](#)
- Pure Smart™ WiZ Pro [Power Supplies](#) & [Smart Controls](#)

\*In-wall mounting and drop ceiling kits available for select power supplies

## COMPLIANCE

\*Title 24 JA8 compliant for 2700K CCT and above when used with PureEdge remote Universal power supplies, ETL, Class 2, Damp Location, Assembled in USA.

## APPLICATIONS

Designed for indoor use only. Ideal applications include residential, commercial, retail, and hospitality environments.

# TRAPEZE WAVE CASCADE CHANDELIER

24VDC REMOTE POWER SUPPLY, STATIC WHITE, WARM DIM & TRUCOLOR TUNABLE WHITE

REV 05.22.26

## 360 LENS OPTIONS



1C & 2C Cora Weave Flex

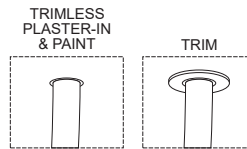



1D & 2D Diffused Flex

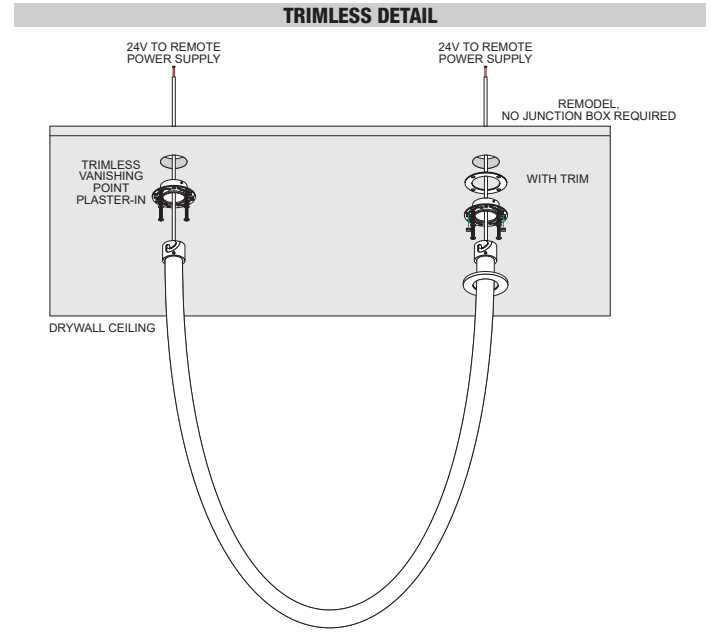
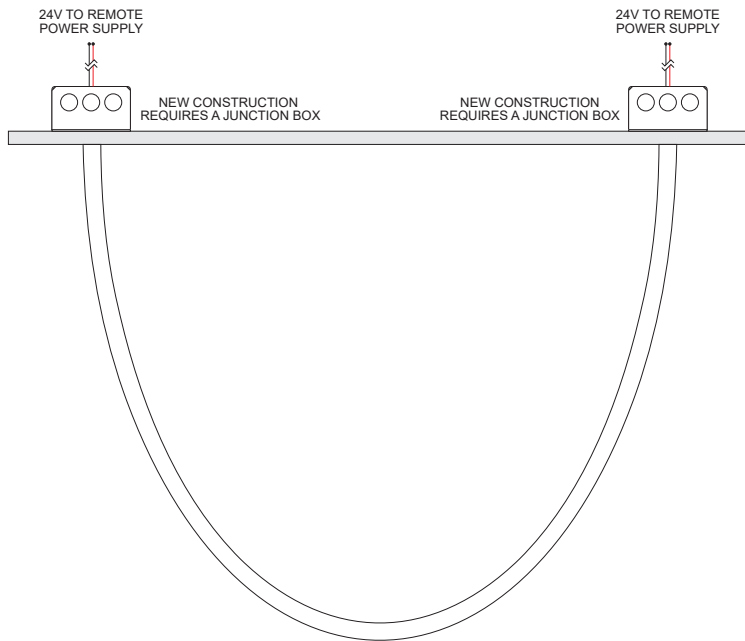
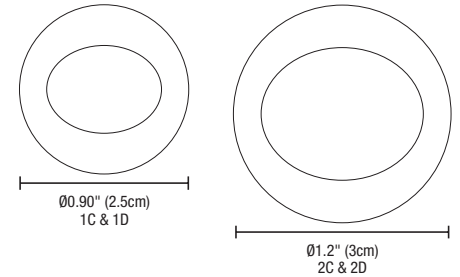
## COVER FINISHES



Trapeze Cora Trimless Detail



## 360 ILLUMINATION



System	Type	Trapeze Loops & Swings	Wattage	Oval Size on Ceiling of Trapeze Length in Inches*	Trapeze Longest Drop Length from Ceiling Down in Feet	Color Temperature	Trim Finish
<b>WC</b>	<b>1C</b>	<b>2</b>	<b>5W</b>	<b>W36X96</b>	<b>3</b>	<b>27K</b>	<b>BK</b>
<b>WC</b> Wave Cascade	<b>1C</b> Cora Weave Flex, 0.9" Diameter <b>1D</b> Diffused Flex, 0.9" Diameter <b>2C*</b> Cora Weave Flex, 1.2" Diameter <b>2D*</b> Diffused Flex, 1.2" Diameter	<b>2</b> 2 Trapeze, 1 Swing <b>3</b> 3 Trapeze, 2 Swings <b>4</b> 4 Trapeze, 3 Swings <b>5</b> 5 Trapeze, 3 Swings	<b>3W</b> 3 watts per foot <b>5W</b> 5 watts per foot	<b>W36X96</b> 36" Width (Short Side) x 96" Length (Long Side) <b>W48X120</b> 48" Width (Short Side) x 120" Length (Long Side) <b>W54X120</b> 54" Width (Short Side) x 120" Length (Long Side) <b>W72X192</b> 72" Width (Short Side) x 192" Length (Long Side)	<b>3-15</b> 3-15' Drop from Ceiling	<b>24K</b> 2400K Very Warm White <b>27K</b> 2700K Incandescent White <b>27D*</b> 2700K Warm Dim, Dims to 1800K <b>30K</b> 3000K Warm White <b>30D*</b> 3000K Warm Dim, Dims to 1800K <b>35K</b> 3500K Neutral White <b>40K</b> 4000K Cool White <b>2K4K*</b> Tunable White 2000K-4000K <b>27K6*</b> Tunable White 2700K-6500K <b>TC*</b> TruColor RGBTW Red, Green, Blue, and Tunable White 1500K-6500K	<b>BK</b> Black <b>MW</b> Matte White RAL 9003 <b>SB</b> Satin Brass <b>SN</b> Satin Nickel <b>PN</b> Polished Nickel <b>TL</b> Trimless Plaster-in Canopy <b>XX</b> Custom*

\*Recommended for commercial ceilings over 16ft

\*Custom sizes available upon request

\*5W Only

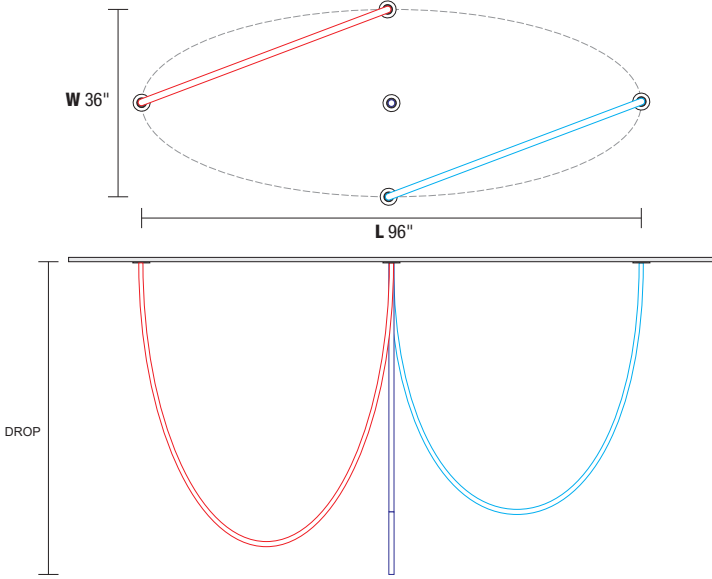
\*RAL/\_\_\_ Specify RAL Powder Coat Code (ex: #RAL/9007) Additional finishes are available with an extended lead time. Custom quotation is required prior to ordering.

# TRAPEZE WAVE CASCADE CHANDELIER

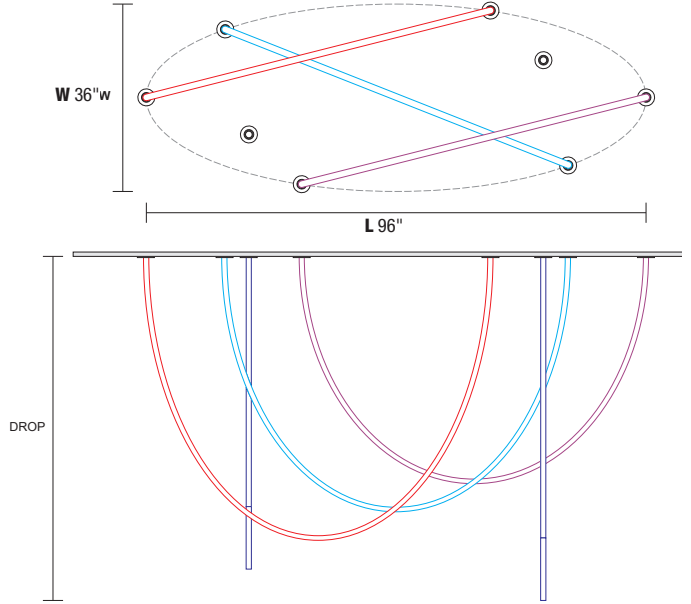
24VDC REMOTE POWER SUPPLY, STATIC WHITE, WARM DIM & TRUCOLOR TUNABLE WHITE

## WAVE CASCADE LAYOUTS - Short Side (W) is 36", Long Side (L) is 96"

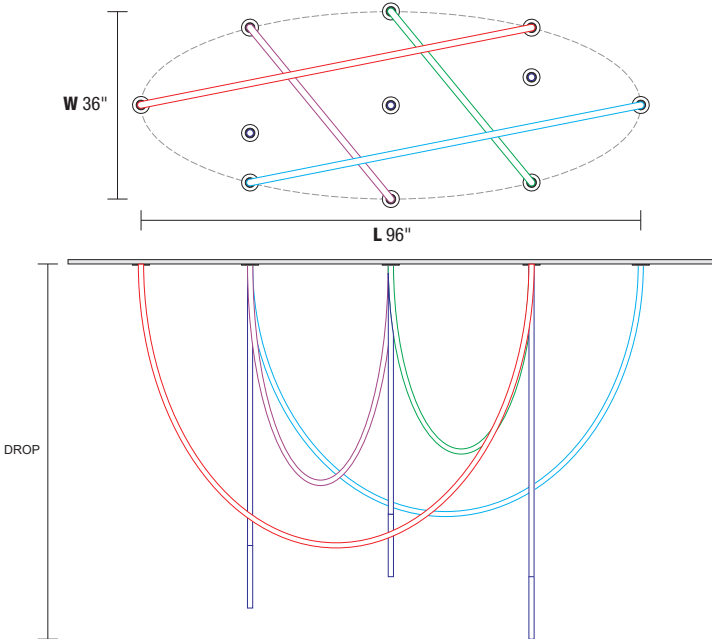
**2 TRAPEZE LAYOUT, 1 SWINGS**



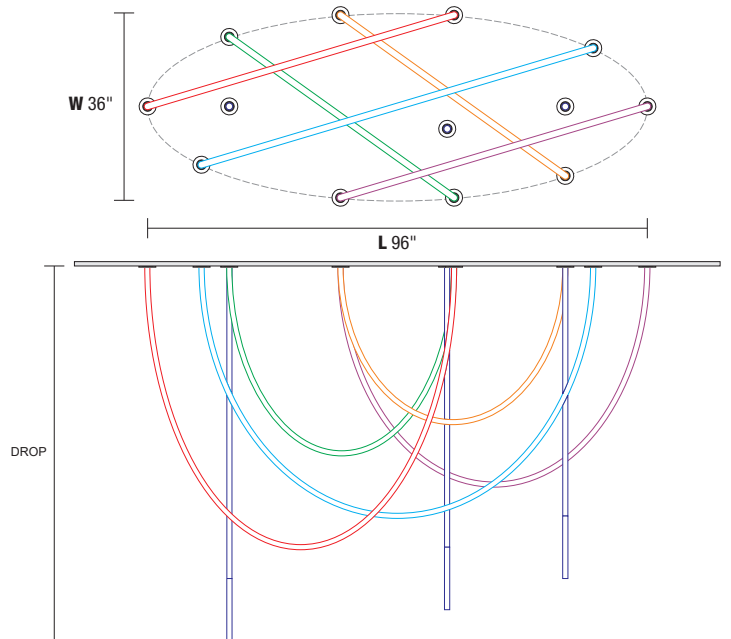
**3 TRAPEZE LAYOUT, 2 SWINGS**



**4 TRAPEZE LAYOUT, 3 SWINGS**



**5 TRAPEZE LAYOUT, 3 SWINGS**

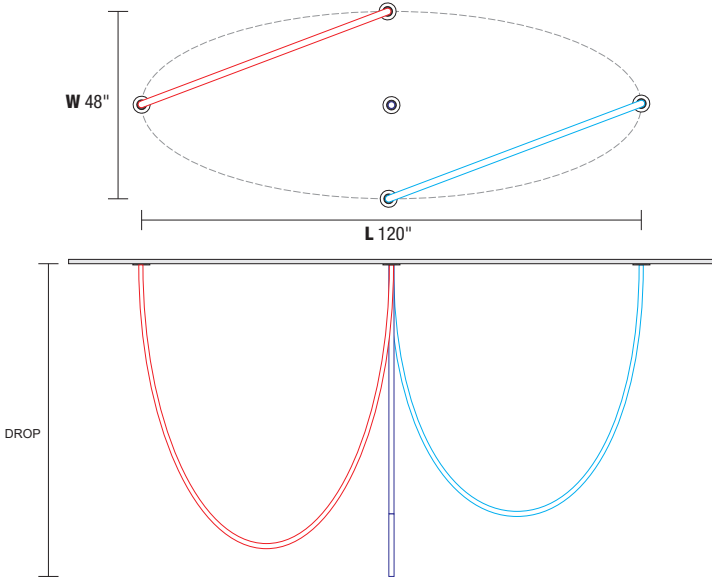


# TRAPEZE WAVE CASCADE CHANDELIER

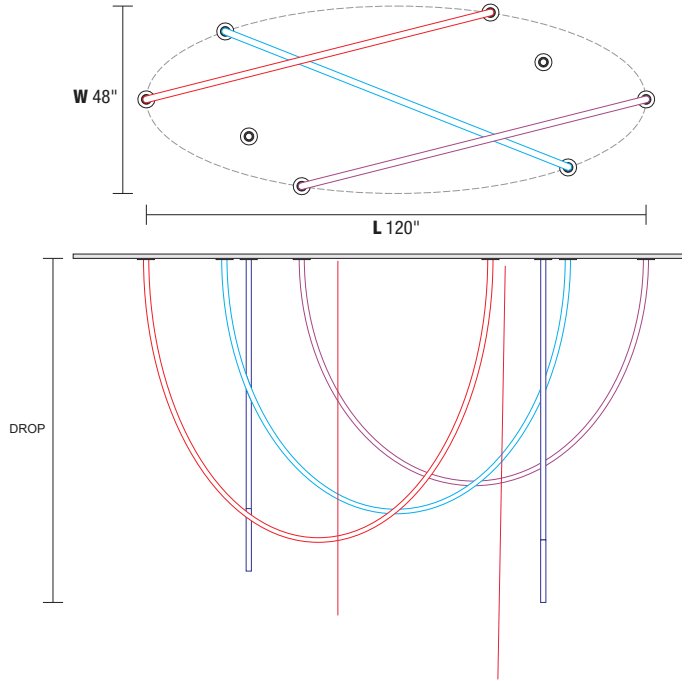
24VDC REMOTE POWER SUPPLY, STATIC WHITE, WARM DIM & TRUCOLOR TUNABLE WHITE

## WAVE CASCADE LAYOUTS - Short Side (W) is 48", Long Side (L) is 120"

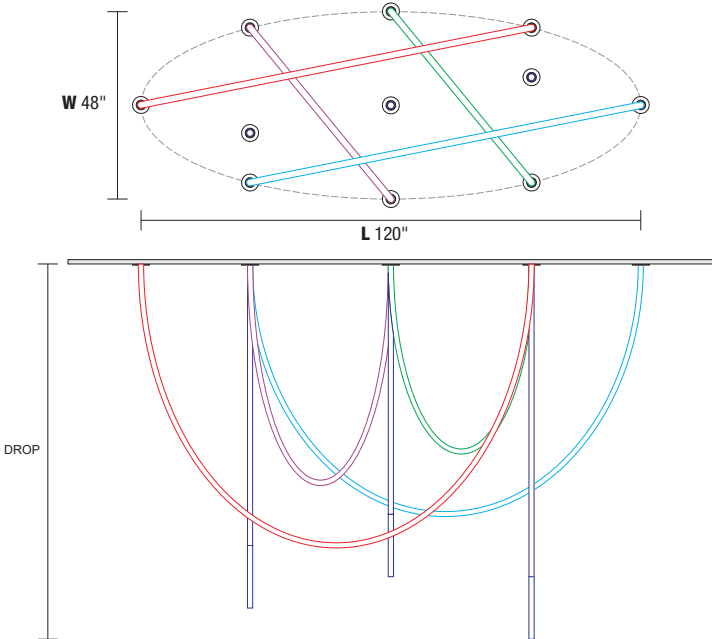
**2 TRAPEZE LAYOUT, 1 SWINGS**



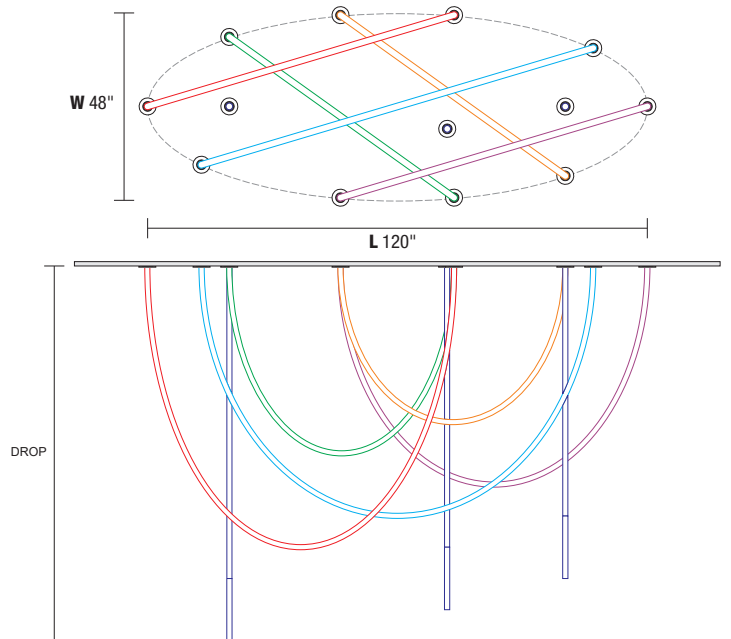
**3 TRAPEZE LAYOUT, 2 SWINGS**



**4 TRAPEZE LAYOUT, 3 SWINGS**



**5 TRAPEZE LAYOUT, 3 SWINGS**

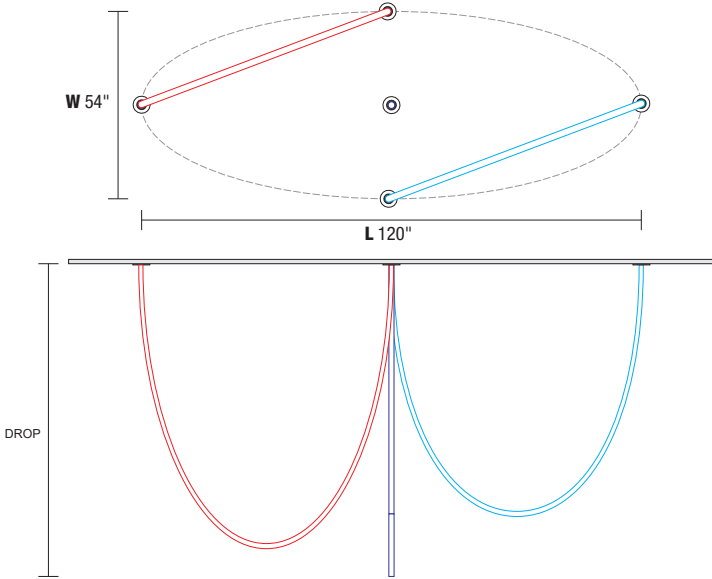


# TRAPEZE WAVE CASCADE CHANDELIER

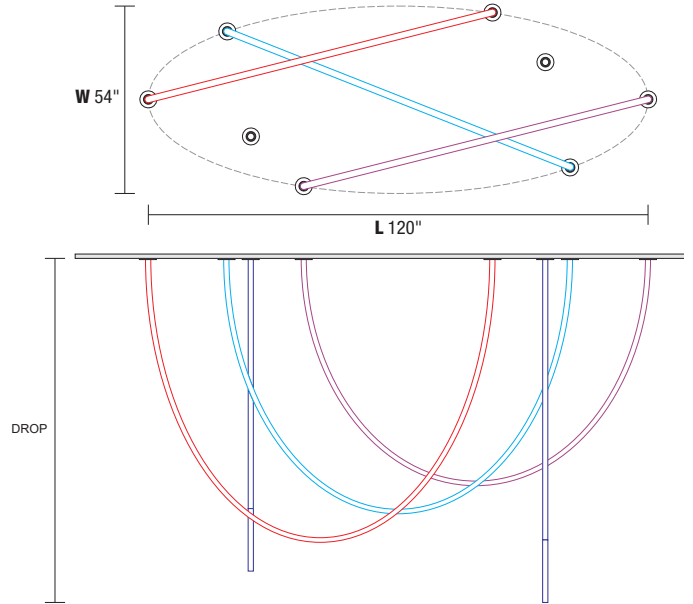
24VDC REMOTE POWER SUPPLY, STATIC WHITE, WARM DIM & TRUCOLOR TUNABLE WHITE

## WAVE CASCADE LAYOUTS - Short Side (W) is 54", Long Side (L) is 120"

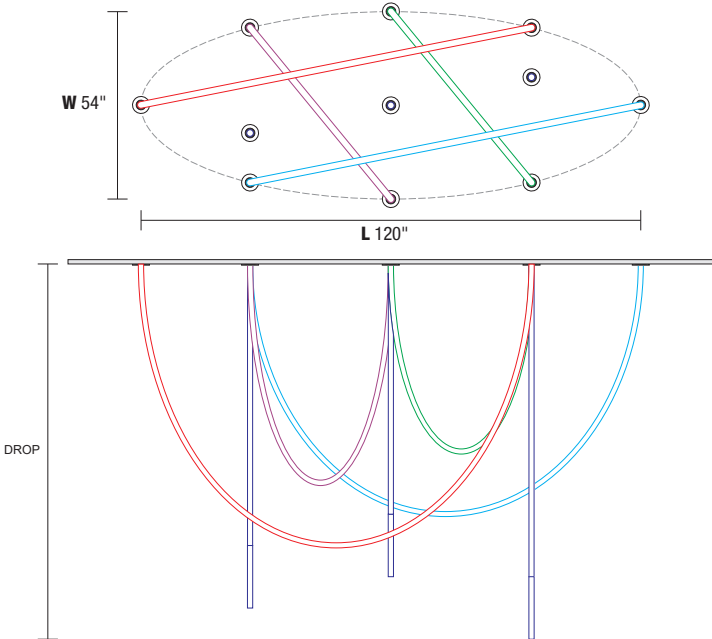
**2 TRAPEZE LAYOUT, 1 SWINGS**



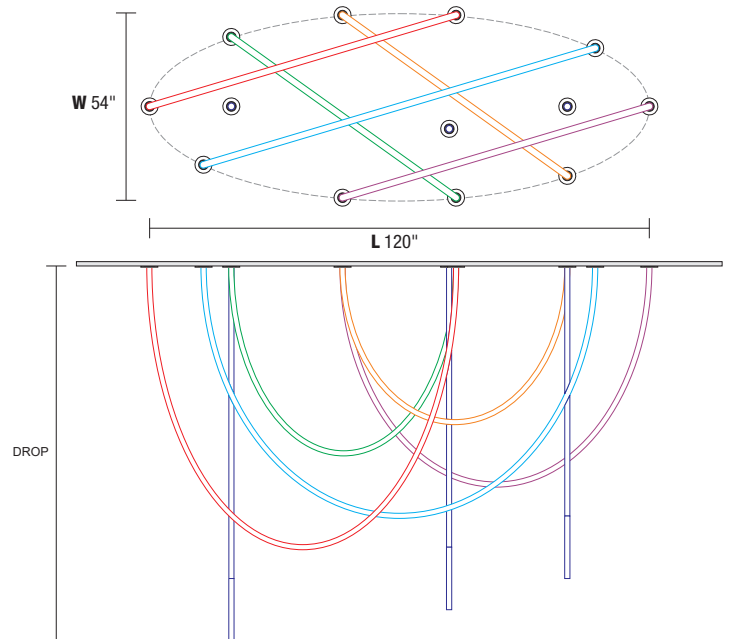
**3 TRAPEZE LAYOUT, 2 SWINGS**



**4 TRAPEZE LAYOUT, 3 SWINGS**



**5 TRAPEZE LAYOUT, 3 SWINGS**

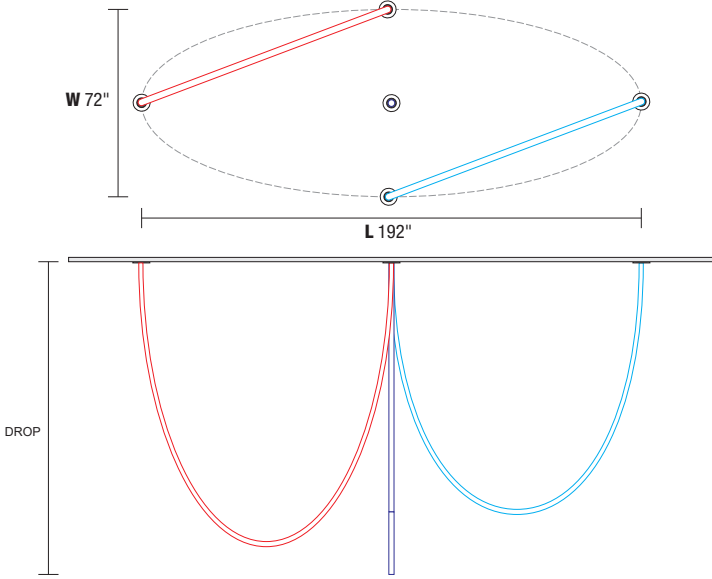


# TRAPEZE WAVE CASCADE CHANDELIER

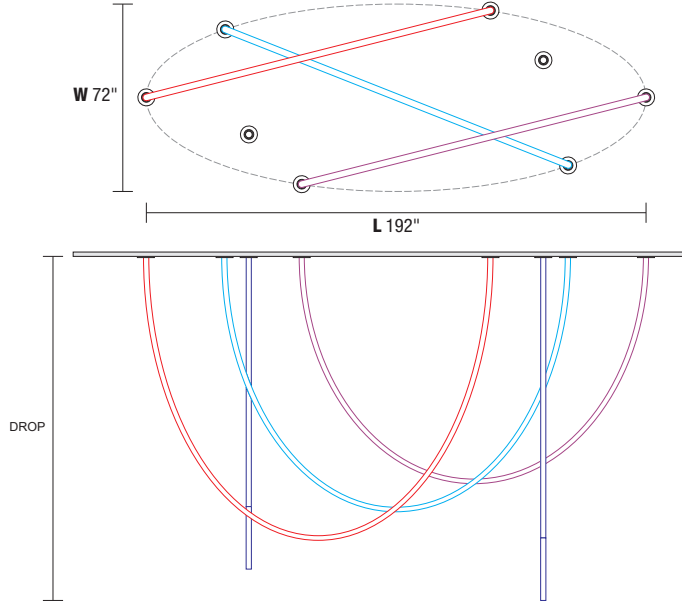
24VDC REMOTE POWER SUPPLY, STATIC WHITE, WARM DIM & TRUCOLOR TUNABLE WHITE

## WAVE CASCADE LAYOUTS - Short Side (W) is 72", Long Side (L) is 192"

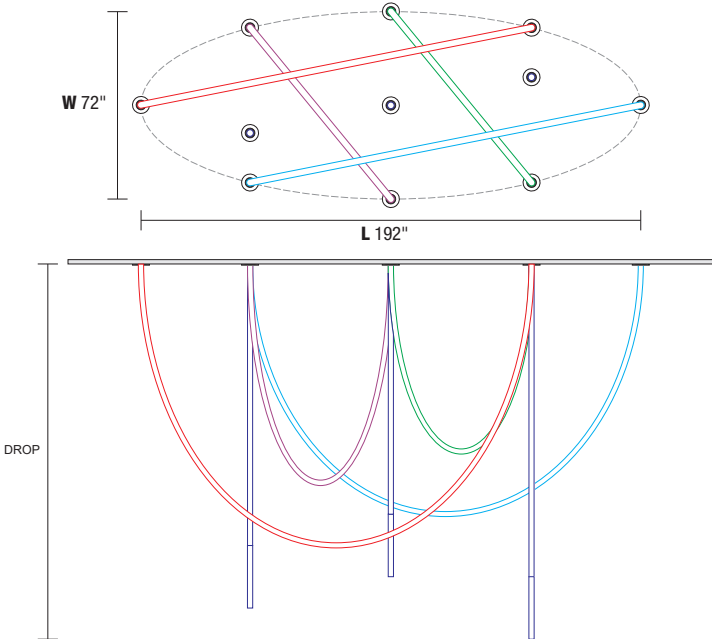
**2 TRAPEZE LAYOUT, 1 SWINGS**



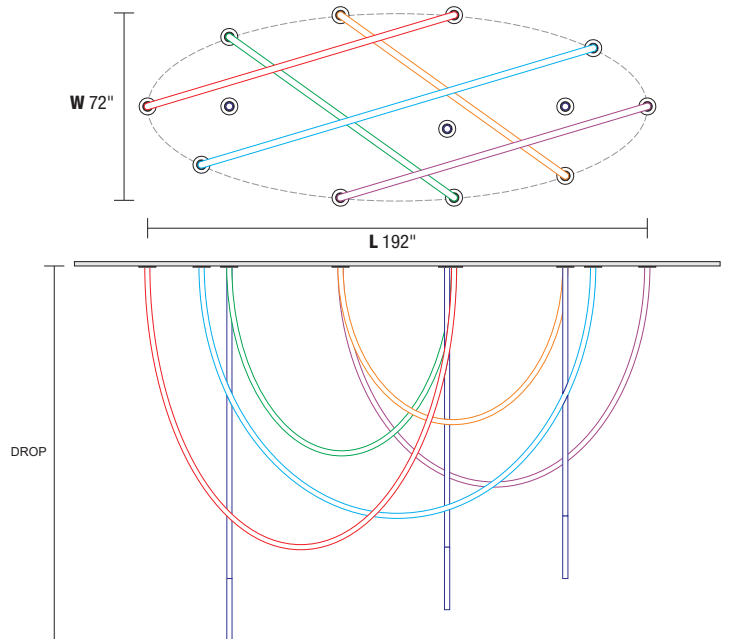
**3 TRAPEZE LAYOUT, 2 SWINGS**



**4 TRAPEZE LAYOUT, 3 SWINGS**



**5 TRAPEZE LAYOUT, 3 SWINGS**



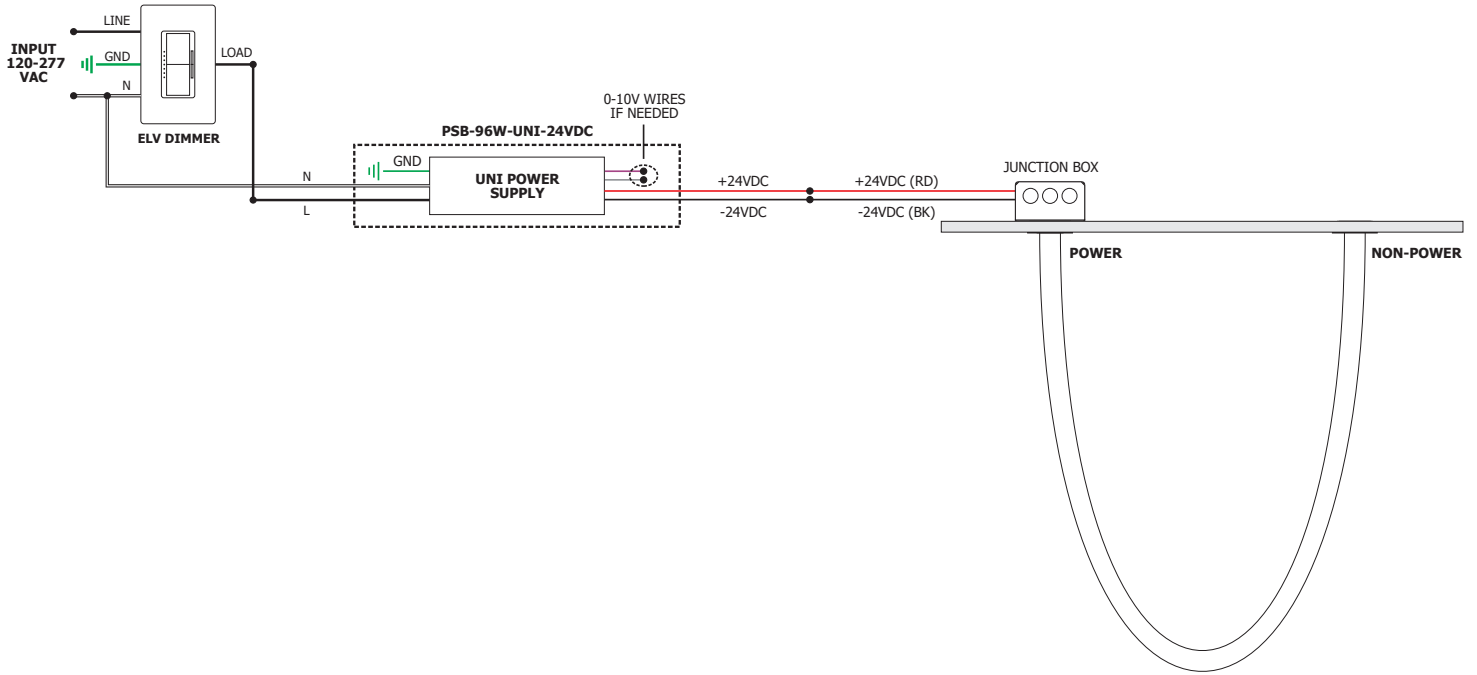
# TRAPEZE WAVE CASCADE CHANDELIER

24VDC REMOTE POWER SUPPLY, STATIC WHITE, WARM DIM & TRUCOLOR TUNABLE WHITE

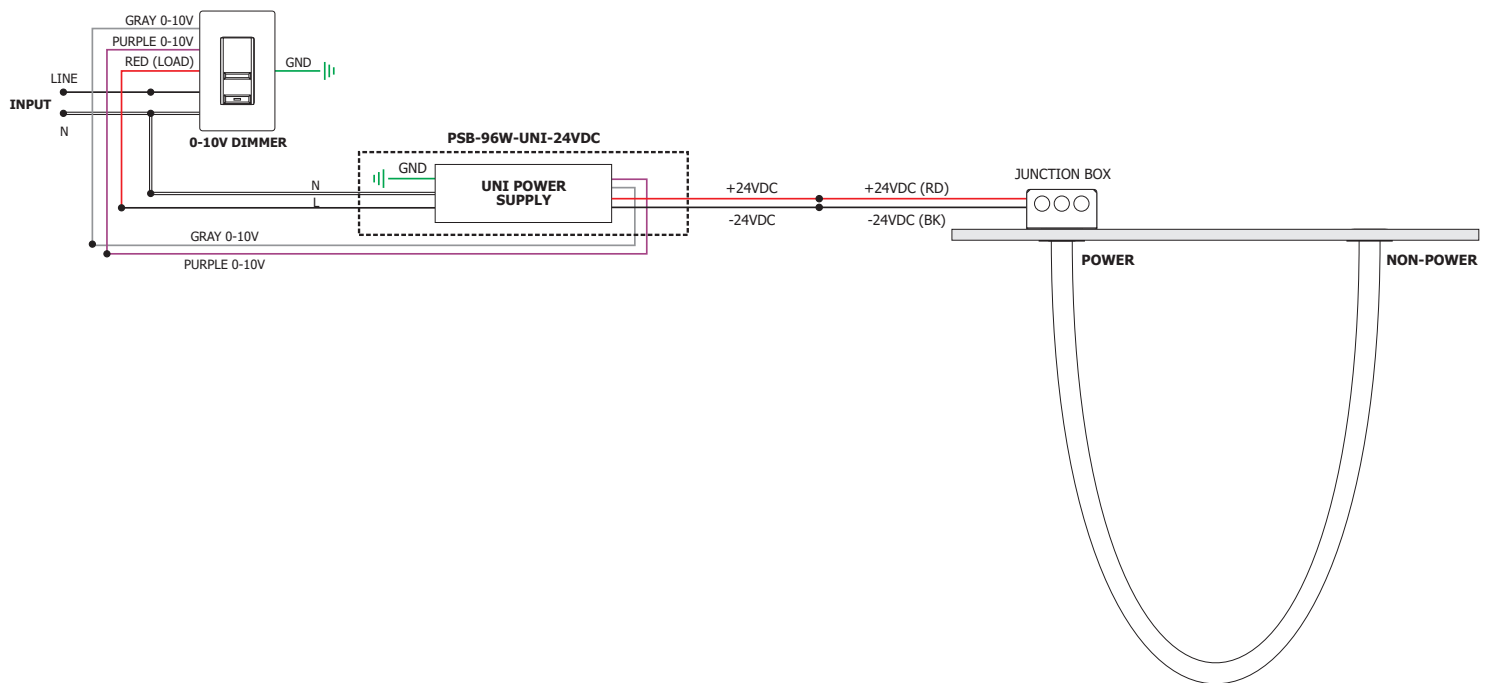
REV 05.22.26

## STATIC WHITE AND WARM DIM

**WIRING DIAGRAM:** Single Junction Box



**WIRING DIAGRAM:** 0-10V



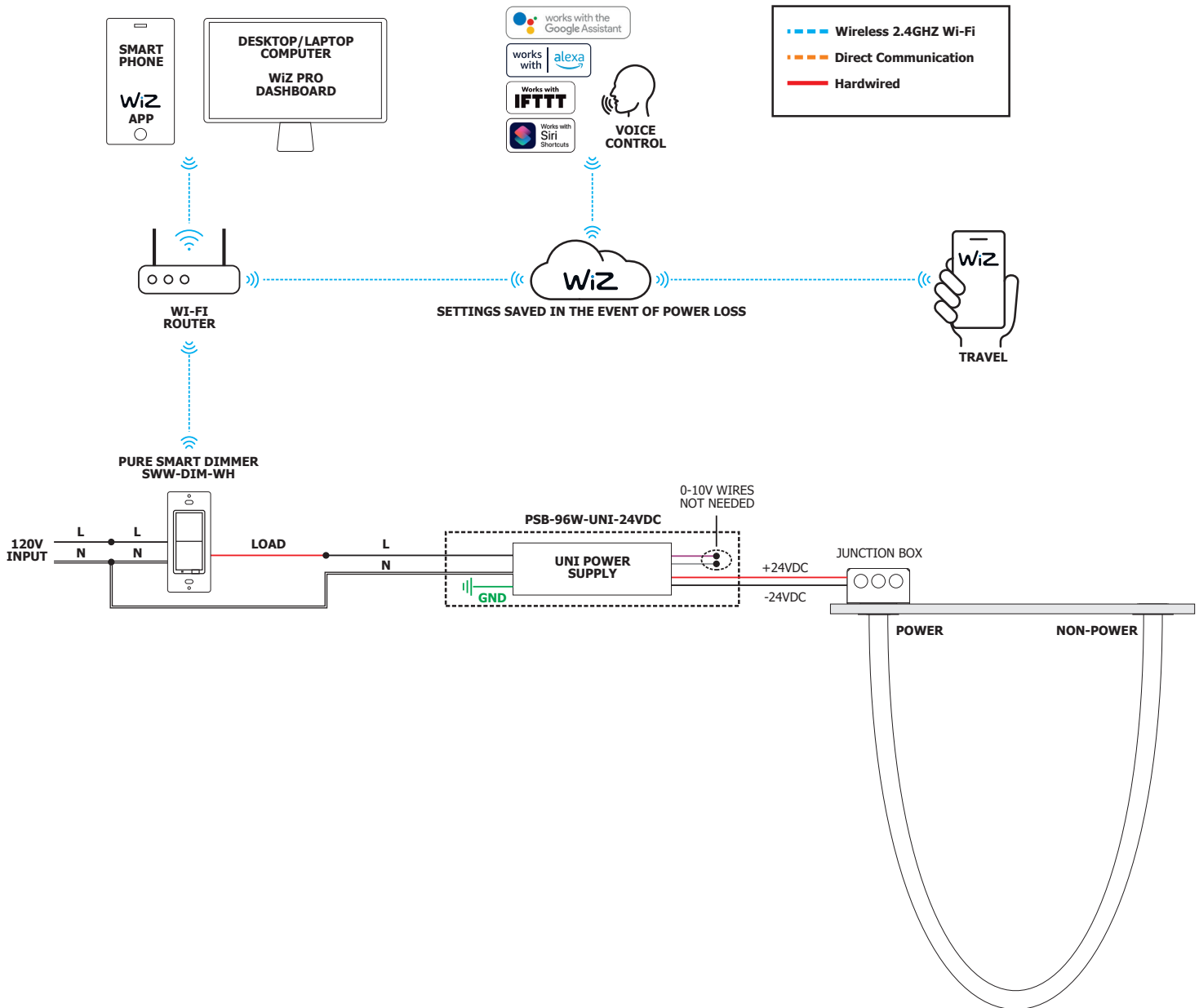
# TRAPEZE WAVE CASCADE CHANDELIER

24VDC REMOTE POWER SUPPLY, STATIC WHITE, WARM DIM & TRUCOLOR TUNABLE WHITE

REV 05.22.26

## STATIC WHITE AND WARM DIM

### WIRING DIAGRAM: Pure Smart



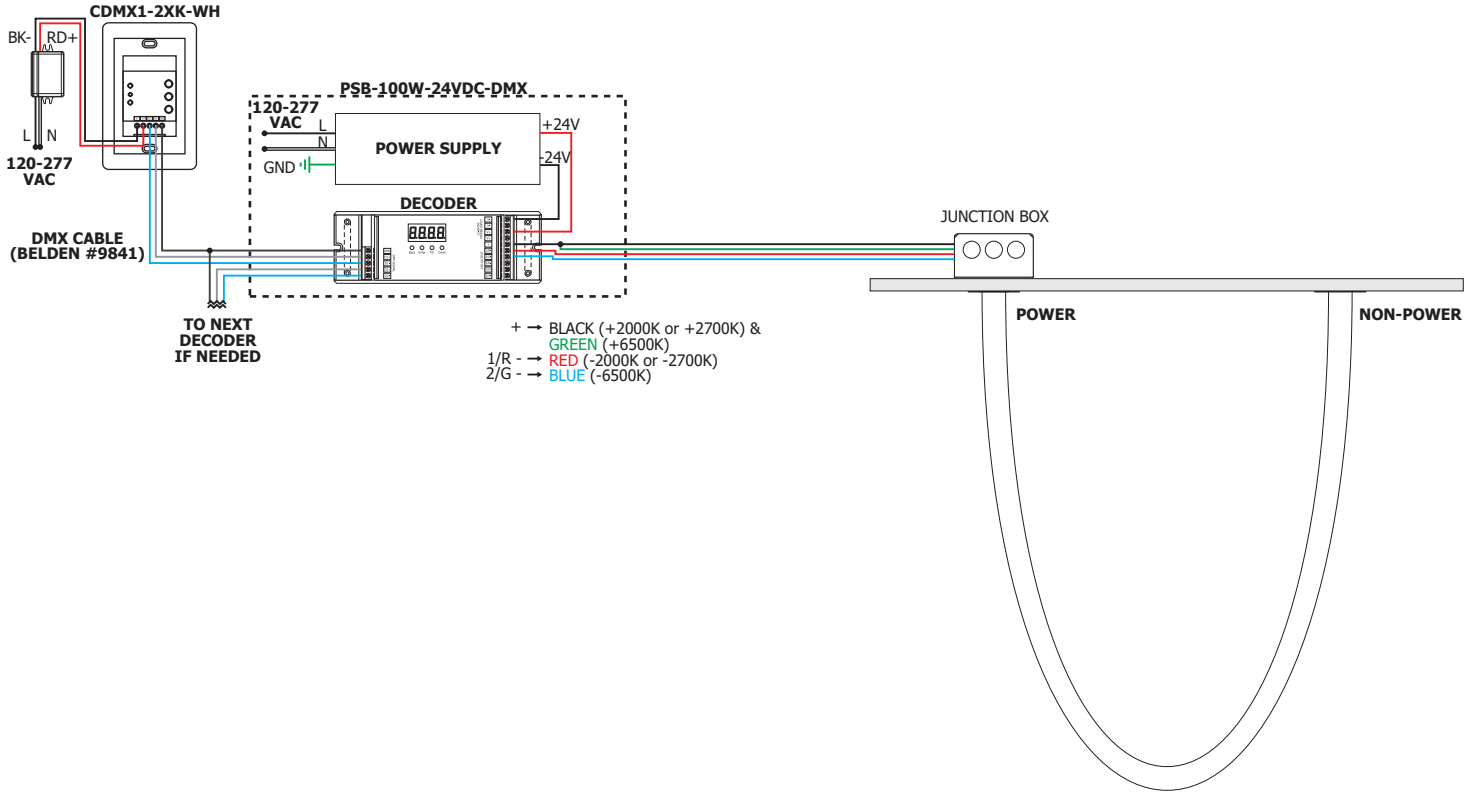
# TRAPEZE WAVE CASCADE CHANDELIER

24VDC REMOTE POWER SUPPLY, STATIC WHITE, WARM DIM & TRUCOLOR TUNABLE WHITE

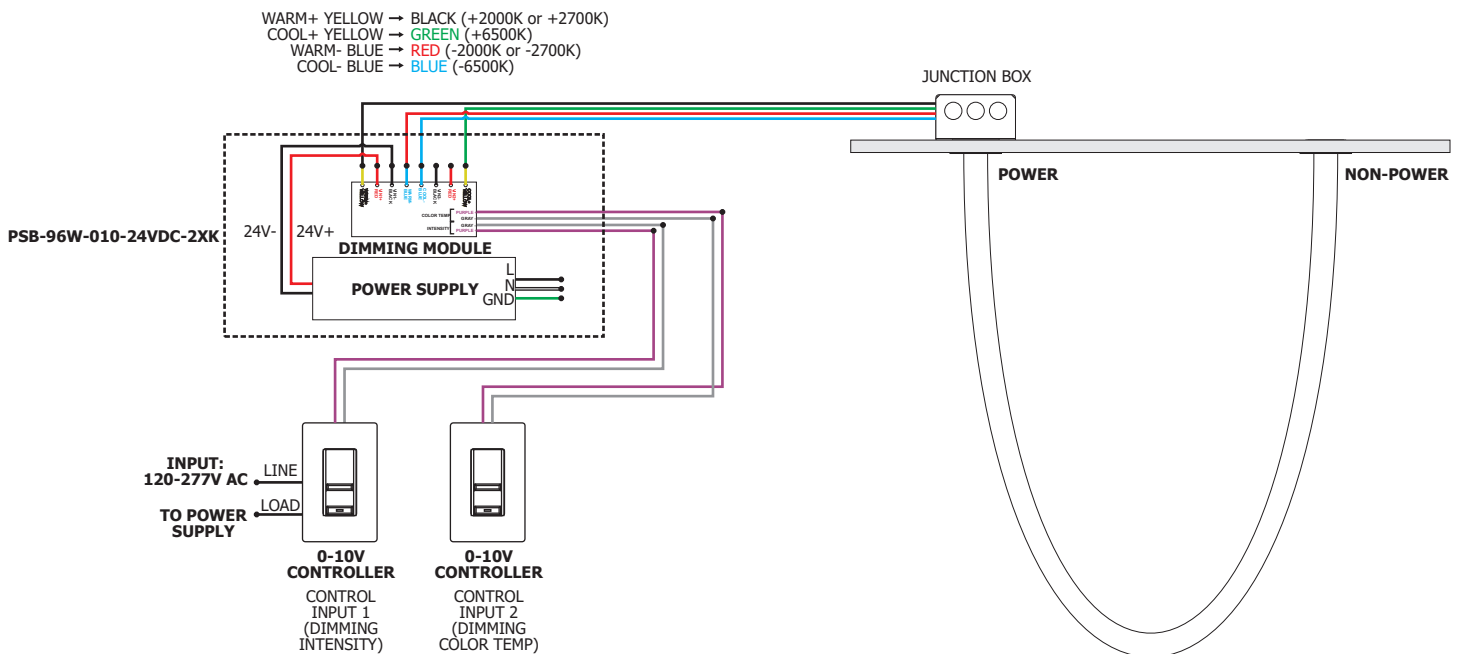
REV 05.22.26

## TUNABLE WHITE

### WIRING DIAGRAM: DMX Dimming



### WIRING DIAGRAM: 0-10V



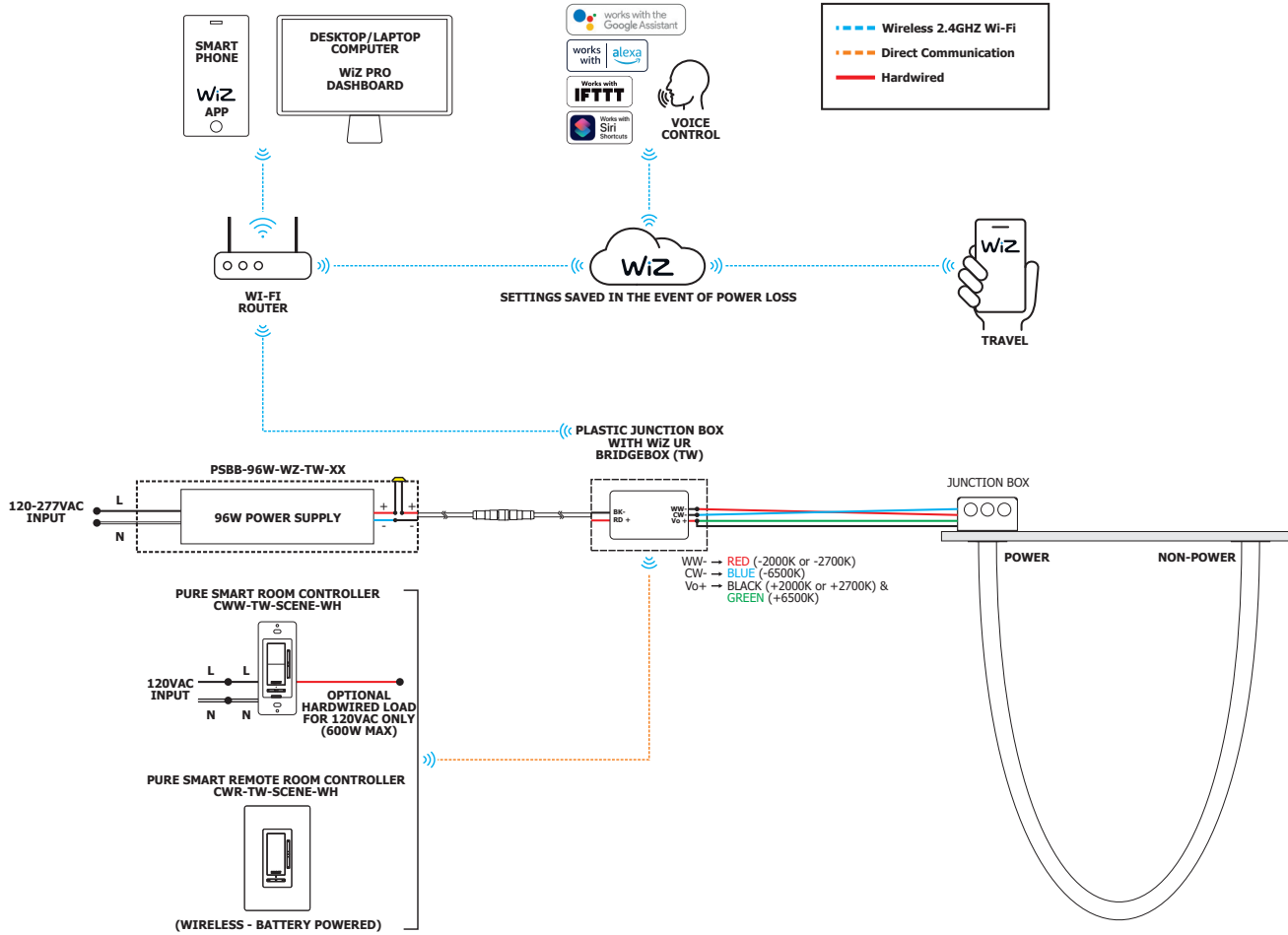
# TRAPEZE WAVE CASCADE CHANDELIER

24VDC REMOTE POWER SUPPLY, STATIC WHITE, WARM DIM & TRUCOLOR TUNABLE WHITE

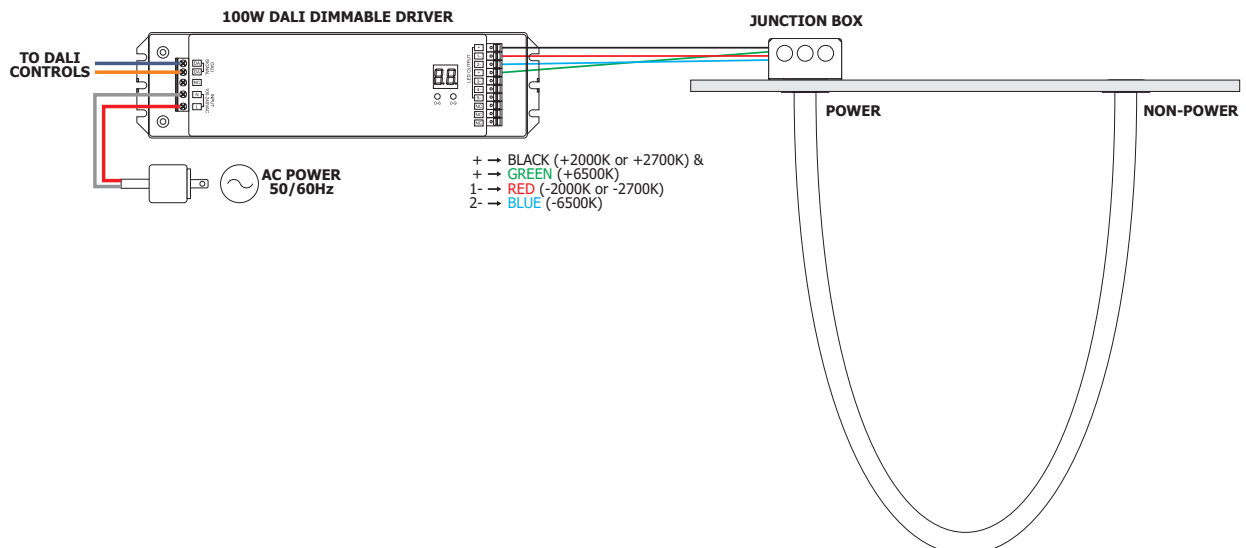
REV 05.22.26

## TUNABLE WHITE

### WIRING DIAGRAM: Pure Smart Connected by WiZ



### WIRING DIAGRAM: DALI



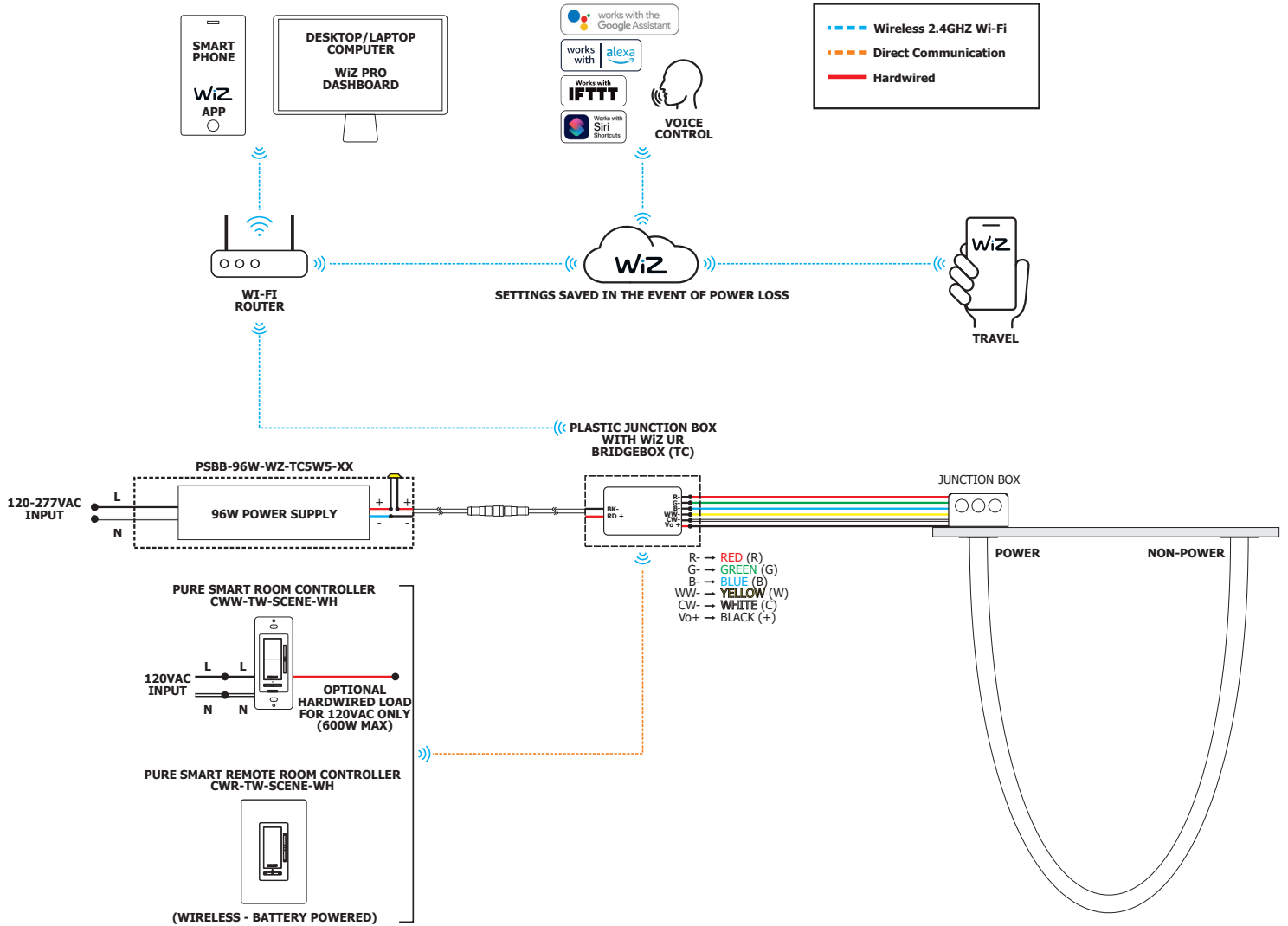
# TRAPEZE WAVE CASCADE CHANDELIER

24VDC REMOTE POWER SUPPLY, STATIC WHITE, WARM DIM & TRUCOLOR TUNABLE WHITE

REV 05.22.26

## TRUCOLOR

### WIRING DIAGRAM: Pure Smart Connected by WiZ



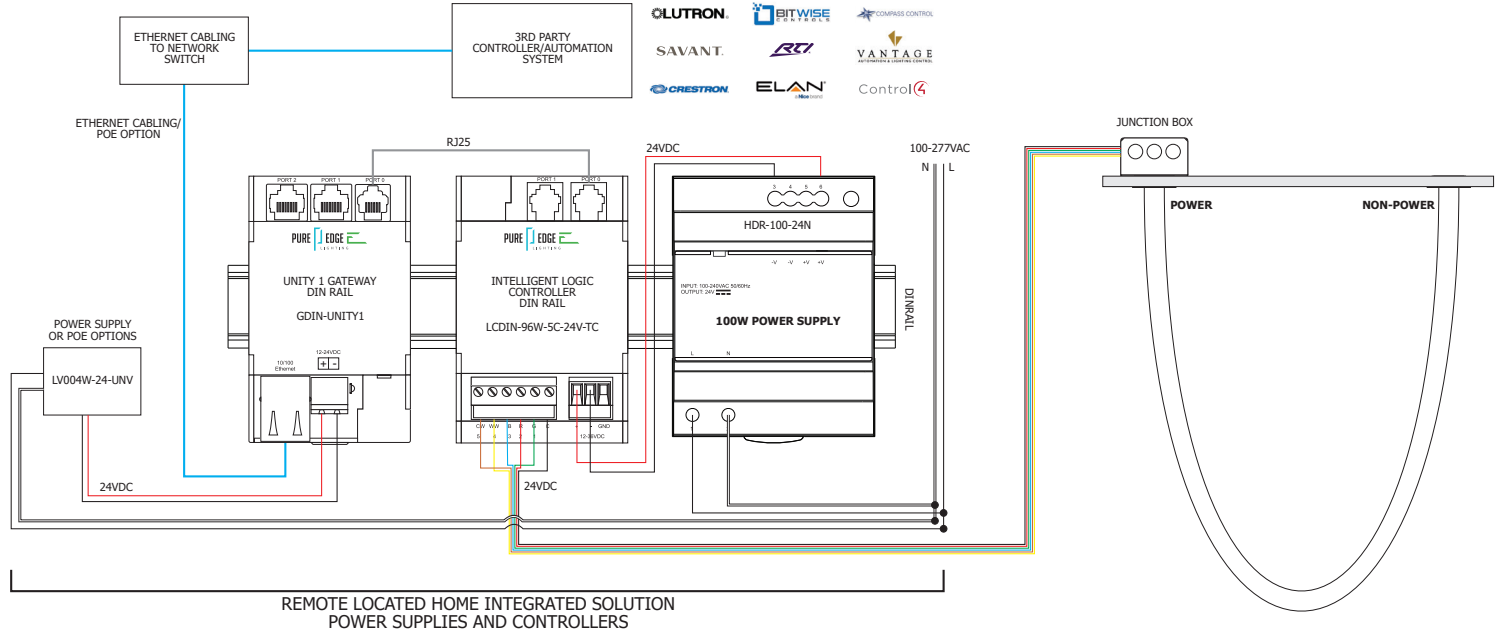
# TRAPEZE WAVE CASCADE CHANDELIER

24VDC REMOTE POWER SUPPLY, STATIC WHITE, WARM DIM & TRUCOLOR TUNABLE WHITE

REV 05.22.26

## TRUCOLOR

### WIRING DIAGRAM: Pure Smart Integration



# TRAPEZE WAVE CASCADE CHANDELIER

24VDC REMOTE POWER SUPPLY, STATIC WHITE, WARM DIM & TRUCOLOR TUNABLE WHITE

## NOMINAL DELIVERED LUMENS

1C CORA WEAVE FLEX - STATIC WHITE & WARM DIM												
WATTS PER FOOT	3W					5W						
COLOR TEMPERATURE	24K	27K	30K	35K	40K	24K	27K	27D	30K	30D	35K	40K
LUMENS PER FOOT (lm/ft)	402	418	423	422	512	642	661	355	680	375	652	822
LUMENS PER WATT (lm/w)	112	117	121	120	145	112	117	63	121	65	120	151
CRI	95	94	93	93	93	95+	94+	95+	93+	96+	93+	93+

1D DIFFUSED FLEX - STATIC WHITE & WARM DIM												
WATTS PER FOOT	3W					5W						
COLOR TEMPERATURE	24K	27K	30K	35K	40K	24K	27K	27D	30K	30D	35K	40K
LUMENS PER FOOT (lm/ft)	459	476	482	481	584	732	754	405	775	428	743	937
LUMENS PER WATT (lm/w)	128	133	138	137	166	128	133	71	138	74	137	172
CRI	95	96	93	93	93	95+	94+	95+	93+	96+	93+	93+

2C CORA WEAVE FLEX - STATIC WHITE & WARM DIM												
WATTS PER FOOT	3W					5W						
COLOR TEMPERATURE	24K	27K	30K	35K	40K	24K	27K	27D	30K	30D	35K	40K
LUMENS PER FOOT (lm/ft)	422	438	444	443	537	673	694	372	713	394	684	863
LUMENS PER WATT (lm/w)	117	122	127	126	153	117	122	66	127	68	126	158
CRI	95	96	93	93	93	95+	94+	95+	93+	96+	93+	93+

2D DIFFUSED FLEX - STATIC WHITE & WARM DIM												
WATTS PER FOOT	3W					5W						
COLOR TEMPERATURE	24K	27K	30K	35K	40K	24K	27K	27D	30K	30D	35K	40K
LUMENS PER FOOT (lm/ft)	478	497	503	501	608	763	786	422	808	446	775	977
LUMENS PER WATT (lm/w)	133	138	144	142	173	133	138	75	144	77	142	179
CRI	95	96	93	93	93	95+	94+	95+	93+	96+	93+	93+

1C CORA WEAVE FLEX - 2K4K TUNABLE WHITE							
WATTS PER FOOT	5W						
COLOR TEMPERATURE	20K	22K	24K	27K	30K	35K	40K
LUMENS PER FOOT (lm/ft)	258	334	334	337	351	403	393
LUMENS PER WATT (lm/w)	55	69	67	66	67	77	76
CRI	93+	93+	93+	96+	96+	93+	93+

1D DIFFUSED FLEX - 2K4K TUNABLE WHITE							
WATTS PER FOOT	5W						
COLOR TEMPERATURE	20K	22K	24K	27K	30K	35K	40K
LUMENS PER FOOT (lm/ft)	294	380	380	384	400	459	448
LUMENS PER WATT (lm/w)	62	78	76	75	76	88	86
CRI	93+	93+	93+	96+	96+	93+	93+

2C CORA WEAVE FLEX - 2K4K TUNABLE WHITE							
WATTS PER FOOT	5W						
COLOR TEMPERATURE	20K	22K	24K	27K	30K	35K	40K
LUMENS PER FOOT (lm/ft)	271	350	350	354	369	423	412
LUMENS PER WATT (lm/w)	57	72	70	69	70	81	79
CRI	93+	93+	93+	96+	96+	93+	93+

2D DIFFUSED FLEX - 2K4K TUNABLE WHITE							
WATTS PER FOOT	5W						
COLOR TEMPERATURE	20K	22K	24K	27K	30K	35K	40K
LUMENS PER FOOT (lm/ft)	307	397	397	401	417	479	467
LUMENS PER WATT (lm/w)	65	82	80	79	80	92	90
CRI	93+	93+	93+	96+	96+	93+	93+

# TRAPEZE WAVE CASCADE CHANDELIER

24VDC REMOTE POWER SUPPLY, STATIC WHITE, WARM DIM & TRUCOLOR TUNABLE WHITE

REV 05.22.26

1C CORA WEAVE FLEX - 27K6 TUNABLE WHITE									
WATTS PER FOOT	5W								
COLOR TEMPERATURE	27K	30K	35K	40K	45K	57K	65K		
LUMENS PER FOOT (lm/ft)	214	254	261	268	293	315	300		
LUMENS PER WATT (lm/w)	54	51	52	54	59	63	75		
CRI	94+	93+	92+	92+	92+	92+	91+		

1D DIFFUSED FLEX - 27K6 TUNABLE WHITE									
WATTS PER FOOT	5W								
COLOR TEMPERATURE	27K	30K	35K	40K	45K	57K	65K		
LUMENS PER FOOT (lm/ft)	244	290	298	306	334	359	342		
LUMENS PER WATT (lm/w)	49	46	48	49	53	58	68		
CRI	94+	93+	92+	92+	92+	92+	91+		

2C CORA WEAVE FLEX - 27K6 TUNABLE WHITE									
WATTS PER FOOT	5W								
COLOR TEMPERATURE	27K	30K	35K	40K	45K	57K	65K		
LUMENS PER FOOT (lm/ft)	225	267	274	281	307	331	315		
LUMENS PER WATT (lm/w)	44	42	43	44	49	52	62		
CRI	94+	93+	92+	92+	92+	92+	91+		

2D DIFFUSED FLEX - 27K6 TUNABLE WHITE									
WATTS PER FOOT	5W								
COLOR TEMPERATURE	27K	30K	35K	40K	45K	57K	65K		
LUMENS PER FOOT (lm/ft)	254	302	310	319	348	375	357		
LUMENS PER WATT (lm/w)	48	45	47	48	52	56	67		
CRI	94+	93+	92+	92+	92+	92+	91+		

1C CORA WEAVE FLEX - TRUCOLOR RGBTW									
WATTS PER FOOT	5W								
COLOR TEMPERATURE	20K	22K	24K	27K	30K	35K	40K	57K	65K
LUMENS PER FOOT (lm/ft)	98	111	115	122	127	136	139	111	104
LUMENS PER WATT (lm/w)	19	22	24	28	30	30	29	28	35
CRI	92+	94+	95+	95+	96+	97+	97+	92+	90+

1D DIFFUSED FLEX - TRUCOLOR RGBTW									
WATTS PER FOOT	5W								
COLOR TEMPERATURE	20K	22K	24K	27K	30K	35K	40K	57K	65K
LUMENS PER FOOT (lm/ft)	101	114	118	125	239	140	143	114	107
LUMENS PER WATT (lm/w)	48	54	56	30	58	34	68	54	51
CRI	93	93	93	96	96	96	94	94	94

2C CORA WEAVE FLEX - TRUCOLOR RGBTW									
WATTS PER FOOT	5W								
COLOR TEMPERATURE	20K	22K	24K	27K	30K	35K	40K	57K	65K
LUMENS PER FOOT (lm/ft)	103	116	121	128	133	143	145	117	109
LUMENS PER WATT (lm/w)	19	23	25	29	31	32	30	29	36
CRI	92+	94+	95+	95+	96+	97+	97+	92+	90+

2D DIFFUSED FLEX - TRUCOLOR RGBTW									
WATTS PER FOOT	5W								
COLOR TEMPERATURE	20K	22K	24K	27K	30K	35K	40K	57K	65K
LUMENS PER FOOT (lm/ft)	106	118	123	130	249	146	149	119	111
LUMENS PER WATT (lm/w)	50	56	59	32	61	35	71	57	53
CRI	93	93	93	96	96	96	94	94	94

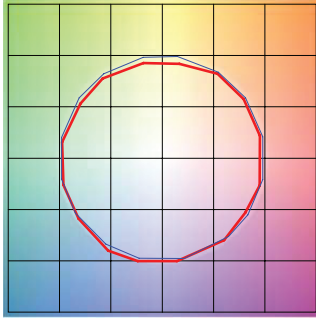
# LED STRIP TM30 DATA

3W | 5W STATIC WHITE, WARM DIM, TUNABLE WHITE, RGBTW

**TM-30-15 DATA:** The data below is for bare LED Static White Strip. Consistent color temperatures throughout a single strip and among multiple strips is possible through a 3 phase binning process in which each order is inspected with a color meter to ensure uniformity.

**2400K** | Rf: 84.5 | Rg: 94.4

Color Vector Graphic

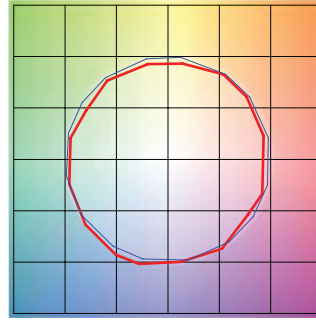


■ Test ■ Reference

HUE BIN	Rf	GRAPHIC SHIFTS %	
		CHROMA	HUE
1	92	-2.4%	1.5%
2	94.7	-2.1%	-0.0%
3	95.4	-1.9%	-0.1%
4	88.7	-6.7%	-3.1%
5	92.8	-5.6%	1.0%
6	92.7	-3.4%	3.4%
7	89.9	-4.3%	4.1%
8	92.4	-1.4%	4.4%
9	89	-0.6%	5.8%
10	88.9	0.4%	6.2%
11	89.7	4.0%	5.4%
12	92.6	3.0%	-0.7%
13	90.9	1.1%	-7.0%
14	89.9	0.5%	-5.8%
15	92.1	-3.2%	0.1%
16	88.9	-1.7%	-6.3%

**2700K** | Rf: 87.7 | Rg: 96.1

Color Vector Graphic

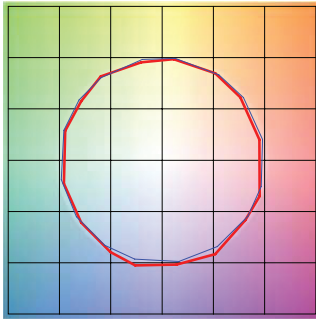


■ Test ■ Reference

HUE BIN	Rf	GRAPHIC SHIFTS %	
		CHROMA	HUE
1	88.0	-4.3%	2.6%
2	91.6	-2.4%	2.0%
3	93.7	-1.4%	1.9%
4	88.9	-5.6%	-3.1%
5	92.3	-5.5%	-0.5%
6	92.9	-3.5%	0.1%
7	84.5	-7.5%	4.6%
8	90.8	-3.0%	4.4%
9	84.5	-1.3%	8.3%
10	83.9	2.0%	9.8%
11	87.2	5.3%	7.1%
12	89.2	5.4%	-2.6%
13	88.7	0.3%	-7.8%
14	86.8	1.7%	-9.3%
15	87.6	-5.4%	-1.3%
16	83.6	-3.3%	-9.5%

**3000K** | Rf: 88.1 | Rg: 99.7

Color Vector Graphic

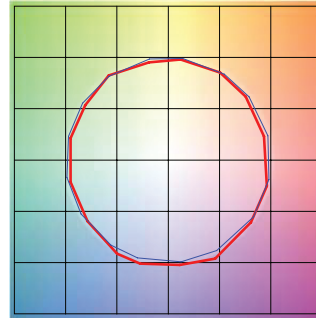


■ Test ■ Reference

HUE BIN	Rf	GRAPHIC SHIFTS %	
		CHROMA	HUE
1	92.5	-3.1%	0.3%
2	93.3	-2.3%	1.9%
3	90.9	-0.8%	3.9%
4	94.3	-1.1%	1.4%
5	92.5	-2.6%	1.5%
6	96.4	1.2%	-0.3%
7	92.6	-2.5%	-0.0%
8	96.9	-1.4%	0.2%
9	92.3	-1.8%	4.3%
10	86.6	-0.7%	7.0%
11	86.5	2.4%	8.2%
12	89.8	5.9%	1.7%
13	93.9	2.6%	-2.7%
14	89.4	5.1%	-5.8%
15	90.1	-0.1%	-4.7%
16	86.5	0.3%	-9.7%

**3500K** | Rf: 86.1 | Rg: 95.5

Color Vector Graphic

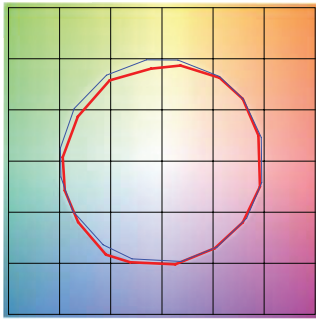


■ Test ■ Reference

HUE BIN	Rf	GRAPHIC SHIFTS %	
		CHROMA	HUE
1	90.8	-3.8%	0.3%
2	92.3	-2.8%	2.1%
3	89.7	-1.0%	4.3%
4	92.6	-1.4%	1.7%
5	91.8	-3.1%	1.3%
6	96.2	0.8%	-0.4%
7	92.9	-3.2%	0.2%
8	94.3	-2.5%	1.5%
9	90.4	-2.5%	5.2%
10	84.3	-1.4%	9.5%
11	83.1	3.5%	9.8%
12	88.2	4.8%	3.4%
13	94.0	2.7%	-2.0%
14	88.7	5.9%	-5.8%
15	88.7	0.7%	-5.9%
16	86.8	-0.7%	-6.7%

**4000K** | Rf: 87.6 | Rg: 96.8

Color Vector Graphic



■ Test ■ Reference

HUE BIN	Rf	GRAPHIC SHIFTS %	
		CHROMA	HUE
1	88.9	-2.4%	2.5%
2	93.3	-0.4%	0.8%
3	94.8	-1.0%	-0.6%
4	87.9	-4.9%	-3.6%
5	85.3	-9.4%	-2.6%
6	90.2	-6.0%	0.2%
7	85.3	-7.6%	4.6%
8	83.7	-4.1%	8.2%
9	79.5	-1.1%	13.8%
10	78.6	1.5%	12.1%
11	83.5	6.4%	7.8%
12	90.9	3.6%	-1.1%
13	88.3	1.7%	-6.3%
14	91.9	-0.4%	-2.2%
15	84.5	-0.9%	-5.5%
16	84.7	-1.1%	-4.4%

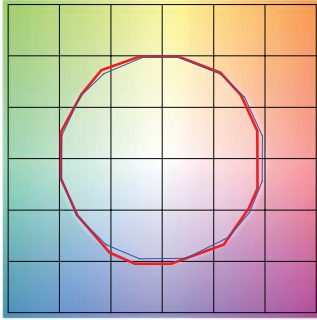
# LED STRIP TM30 DATA

3W | 5W STATIC WHITE, WARM DIM, TUNABLE WHITE, RGBTW

**TM-30-15 DATA:** The data below is for bare LED Warm Dim Strip. Consistent color temperatures throughout a single strip and among multiple strips is possible through a 3 phase binning process in which each order is inspected with a color meter to ensure uniformity.

**2700D** | Rf: 90.7 | Rg: 101.1

Color Vector Graphic

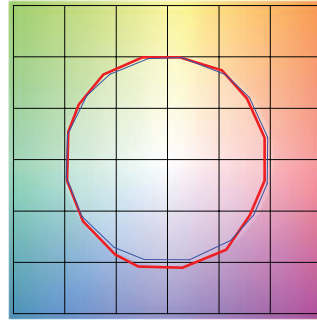


■ Test ■ Reference

HUE BIN	Rf	GRAPHIC SHIFTS %	
		CHROMA	HUE
1	90.9	-4.1%	1.1%
2	91.8	-2.2%	3.2%
3	89.0	0.2%	5.0%
4	92.9	-1.1%	0.8%
5	93.9	1.1%	1.7%
6	93.3	3.3%	0.0%
7	93.1	-0.5%	-1.9%
8	97.2	-0.3%	-0.9%
9	93.4	-1.0%	3.2%
10	89.9	-0.1%	5.6%
11	87.0	4.7%	7.2%
12	89.2	5.8%	-0.2%
13	89.1	3.5%	-6.7%
14	86.3	4.1%	-9.2%
15	91.4	-2.0%	-3.6%
16	84.7	-2.1%	-10.3%

**3000D** | Rf: 90.6 | Rg: 101.1

Color Vector Graphic



■ Test ■ Reference

HUE BIN	Rf	GRAPHIC SHIFTS %	
		CHROMA	HUE
1	91.5	-3.5%	1.3%
2	92.2	-1.8%	3.0%
3	89.3	0.5%	4.8%
4	92.7	-1.1%	0.6%
5	93.3	0.5%	1.4%
6	93.8	2.7%	-0.8%
7	91.2	-2.1%	-0.2%
8	97.0	-0.5%	-0.7%
9	92.5	-0.7%	3.8%
10	88.3	0.9%	7.1%
11	87.5	3.9%	7.6%
12	88.2	6.2%	-0.2%
13	89.9	3.4%	-6.0%
14	86.9	4.4%	-8.5%
15	91.9	-1.9%	-2.9%
16	84.7	-1.3%	-10.6%

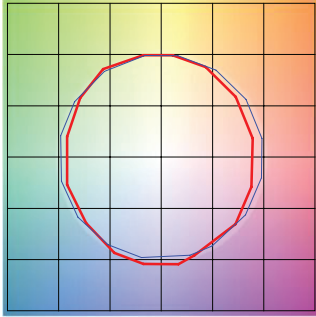
# LED STRIP TM30 DATA

3W | 5W STATIC WHITE, WARM DIM, TUNABLE WHITE, RGBTW

**TM-30-15 DATA:** The data below is for LS5 bare Lazer Strips. Consistent color temperatures throughout a single strip and among multiple strips is possible through a 3 phase binning process in which each order is inspected with a color meter to ensure uniformity.

## 2000K ONLY (2K4K) | Rf: 84.3 | Rg: 96.9

Color Vector Graphic

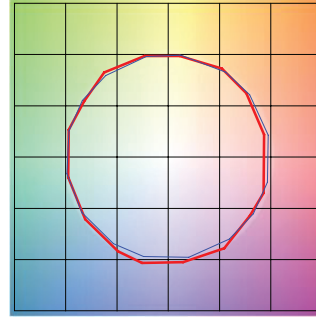


■ Test ■ Reference

HUE BIN	Rf	GRAPHIC SHIFTS %	
		CHROMA	HUE
1	80.3	-8.9%	1.7%
2	79.7	-7.0%	7.8%
3	78.9	-2.9%	10.0%
4	89.5	-0.5%	5.1%
5	94.4	0.7%	1.7%
6	92.1	2.4%	-0.3%
7	89.4	-2.4%	-5.9%
8	89.7	-6.4%	-0.2%
9	86.0	-4.9%	4.6%
10	81.8	-3.4%	9.3%
11	83.1	3.3%	9.7%
12	85.8	5.6%	3.3%
13	85.6	6.2%	-12.8%
14	61.7	-1.9%	-19.0%
15	79.7	-3.3%	-12.9%
16	78.1	-7.9%	-10.6%

## 3000K (2K4K) | Rf: 90.2 | Rg: 101.4

Color Vector Graphic

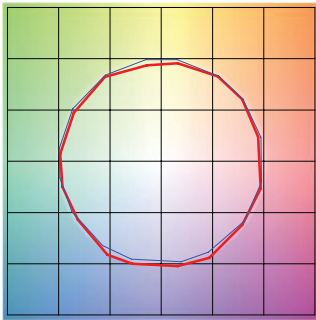


■ Test ■ Reference

HUE BIN	Rf	GRAPHIC SHIFTS %	
		CHROMA	HUE
1	90.9	-3.8%	1.3%
2	91.7	-1.9%	3.3%
3	88.7	0.7%	5.1%
4	92.4	-1.0%	0.7%
5	92.9	0.9%	1.7%
6	93.1	3.3%	-0.6%
7	91.0	-1.8%	-0.4%
8	97.0	0.2%	-1.1%
9	92.8	-0.5%	3.6%
10	88.3	1.0%	7.0%
11	87.1	3.8%	7.8%
12	87.6	6.5%	-0.3%
13	89.3	3.6%	-6.3%
14	86.1	4.5%	-9.1%
15	91.6	-1.9%	-3.1%
16	83.8	-1.5%	-11.2%

## 4000K ONLY (2K4K) | Rf: 89.6 | Rg: 99.1

Color Vector Graphic



■ Test ■ Reference

HUE BIN	Rf	GRAPHIC SHIFTS %	
		CHROMA	HUE
1	91.3	-2.5%	1.0%
2	95.3	-0.5%	0.5%
3	94.3	-0.7%	1.1%
4	91.1	-3.4%	-1.1%
5	89.5	-5.6%	0.0%
6	94.6	-1.4%	1.3%
7	93.2	-3.0%	2.6%
8	91.3	-1.8%	4.6%
9	86.5	-0.9%	9.1%
10	83.3	-0.5%	9.5%
11	83.3	4.9%	9.0%
12	89.7	4.1%	1.7%
13	90.1	3.6%	-4.3%
14	93.4	5.2%	-2.1%
15	87.4	0.4%	-4.3%
16	86.6	0.4%	-6.1%

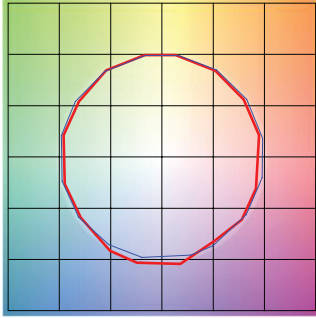
# LED STRIP TM30 DATA

3W | 5W STATIC WHITE, WARM DIM, TUNABLE WHITE, RGBTW

**TM-30-15 DATA:** The data below is for Tunable White bare LED Strip. Consistent color temperatures throughout a single strip and among multiple strips is possible through a 3 phase binning process in which each order is inspected with a color meter to ensure uniformity.

## 2000K ONLY (2K6K/27K6) | Rf: 90.6 | Rg: 98.5

Color Vector Graphic

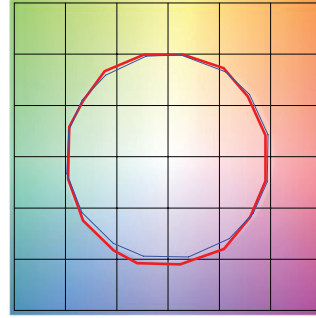


■ Test ■ Reference

HUE BIN	Rf	GRAPHIC SHIFTS %	
		CHROMA	HUE
1	87.7	-5.5%	1.2%
2	88.7	-3.9%	4.2%
3	90.5	-1.5%	4.3%
4	95.0	-1.7%	0.8%
5	95.2	-0.2%	2.1%
6	94.2	1.6%	1.9%
7	95.9	-0.8%	-2.2%
8	95.5	-1.7%	1.3%
9	93.8	-1.4	2.6%
10	91.9	-0.7%	4.2%
11	91.3	3.6%	3.7%
12	91.2	4.2%	-1.0%
13	86.6	3.8%	-12.7%
14	67.2	-3.0%	-16.3%
15	84.9	-3.3%	-9.4%
16	84.2	-5.7%	-7.5%

## 3000K (2K6K/27K6) | Rf: 90.5 | Rg: 100.7

Color Vector Graphic

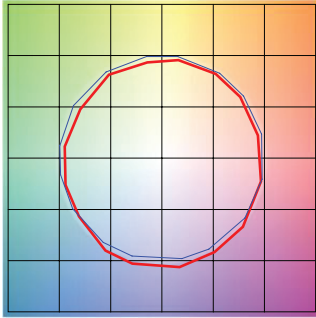


■ Test ■ Reference

HUE BIN	Rf	GRAPHIC SHIFTS %	
		CHROMA	HUE
1	91.5	-3.5%	1.2%
2	92.4	-1.8%	2.7%
3	89.8	0.3%	4.5%
4	92.4	-1.7%	0.4%
5	93.3	-0.1%	1.4%
6	94.5	2.1%	-0.6%
7	91.0	-2.5%	0.3%
8	96.9	-0.8%	-0.2%
9	91.6	-0.9%	4.6%
10	86.7	0.7%	7.8%
11	86.3	3.8%	8.5%
12	88.3	6.1%	0.6%
13	90.9	3.1%	-5.2%
14	87.3	4.7%	-7.9%
15	92.1	-1.9%	-2.5%
16	84.5	-0.9%	-10.9%

## 4000K ONLY (2K6K/27K6) | Rf: 86.4 | Rg: 96.1

Color Vector Graphic



■ Test ■ Reference

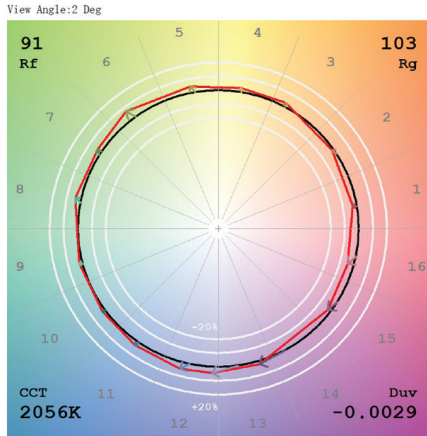
HUE BIN	Rf	GRAPHIC SHIFTS %	
		CHROMA	HUE
1	86.5	-5.5%	1.3%
2	90.4	-3.0%	2.3%
3	89.8	-2.1%	3.6%
4	89.1	-3.4%	0.4%
5	88.5	-5.9%	0.1%
6	93.6	-3.0%	-0.4%
7	88.9	-6.2%	1.7%
8	87.3	-5.0%	4.9%
9	82.4	-3.6%	11.3%
10	77.4	-1.8%	12.7%
11	79.8	4.9%	11.4%
12	88.7	4.4%	2.7%
13	88.7	4.0%	-5.1%
14	91.2	2.2%	-3.8%
15	82.7	-0.1%	-9.2%
16	82.8	-2.2%	-7.6%

# LED STRIP TM30 DATA

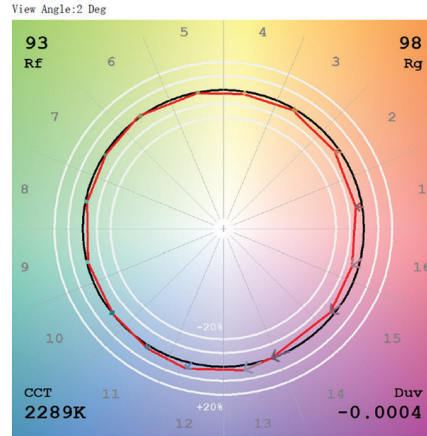
3W | 5W STATIC WHITE, WARM DIM, TUNABLE WHITE, RGBTW

**TM-30-15 DATA:** The data below is for TruColor™ RGBTW (S5W7) bare LED Strips. Consistent color temperatures throughout a single strip and among multiple strips is possible through a 3 phase binning process in which each order is inspected with a color meter to ensure uniformity.

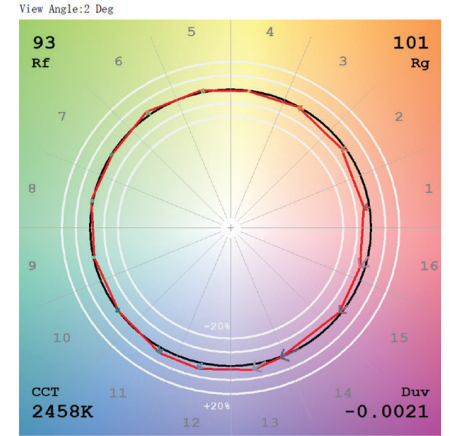
## 2000K (TruColor™ RGBTW)



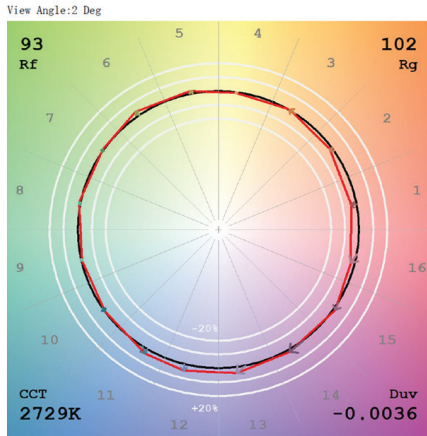
## 2200K (TruColor™ RGBTW)



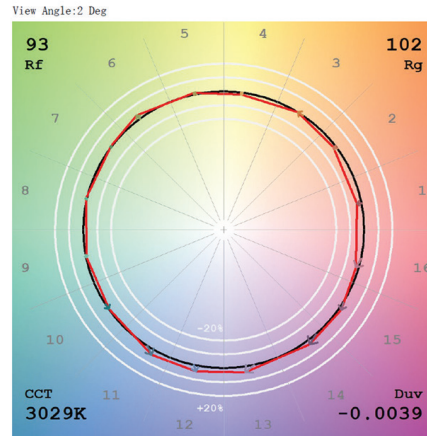
## 2400K (TruColor™ RGBTW)



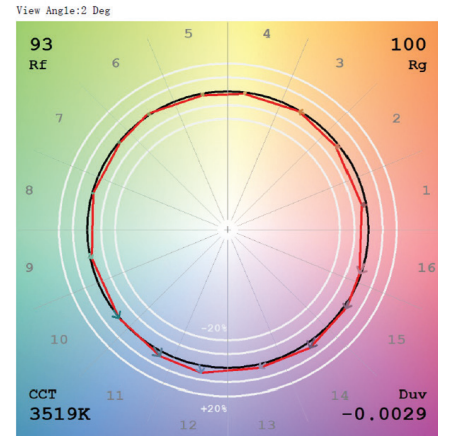
## 2700K (TruColor™ RGBTW)



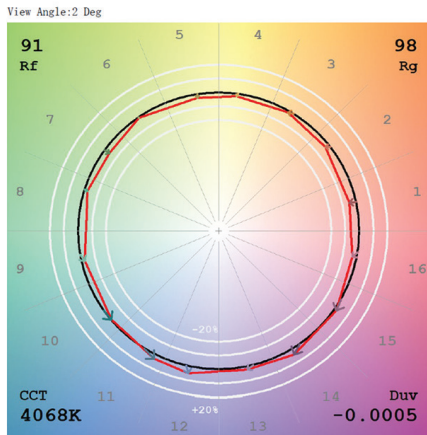
## 3000K (TruColor™ RGBTW)



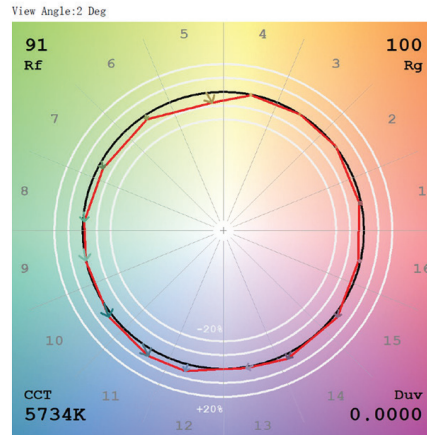
## 3500K (TruColor™ RGBTW)



## 4000K (TruColor™ RGBTW)



## 5700K (TruColor™ RGBTW)



## 6500K (TruColor™ RGBTW)

