

SOLINA 360 HOOP CEILING

24VDC WITH POWER, STATIC WHITE & WARM DIM

ASSEMBLED IN AMERICA

REV 06.23.26



DESCRIPTION

Solina 360 Hoop Ceiling is an architectural lighting system that blends form and function to create continuous, 360-degree illumination without pixelation. Its sculptural, minimal design provides a striking visual element while delivering exceptional color rendering for a clean, uninterrupted glow.

Designed to offer both a sophisticated aesthetic and an inviting ambiance, Solina 360 enhances interiors with its fluid, seamless flow. Choose from Static White or Warm Dim (27D & 30D). With flexible configuration options and precision engineering, Solina 360 Hoop Ceiling serves as both a functional lighting solution and a design statement, making it the perfect solution for a wide range of applications. For custom designs and quotes, send drawings to design@PureEdgeLighting.com.

LUMEN PERFORMANCE AT 3000K (D)

3W LUMEN OUTPUT	482 lm/ft	EFFICIENCY	138 lm/watt
CRI	93	Rg	101
BEAM ANGLE	360°	BEAM TOLERANCE	+/- 30CCT

SPECIFICATIONS

DIMENSIONS	DIA: C & D = 1.2"
INPUT	24VDC with 5" leads
POWER SUPPLIES	Remote 24VDC power supply required
POWER CONSUMPTION	3, 5, or 7 watts per foot
MATERIAL	UV Resistant Silicon
OPERATING TEMPERATURE	-4° F (-20° C) to 122° F (+50° C)
AVERAGE LED LIFE	50,000 hrs
WARRANTY	5 Year pro-rated

LAMP

- Static White Color Temperatures ranging from **2400K** through **4000K**
- Warm Dim: **27D & 30D** dim down to 1800K, resembling halogen light sources

POWER SUPPLY (INCLUDED IN CANOPY)

- 120V input, 24VDC 100 watt Class 2 output
- Electronic Low Voltage LED Power Supply

DIMMERS & CONTROLS (SOLD SEPARATELY)

- [Pure Smart™ Wi-Fi Dimmer](#)

COMPLIANCE

*Title 24 JA8 compliant for 2700K CCT and above when used with PureEdge remote Universal power supplies, ETL, Class 2, Damp Location, Assembled in USA.

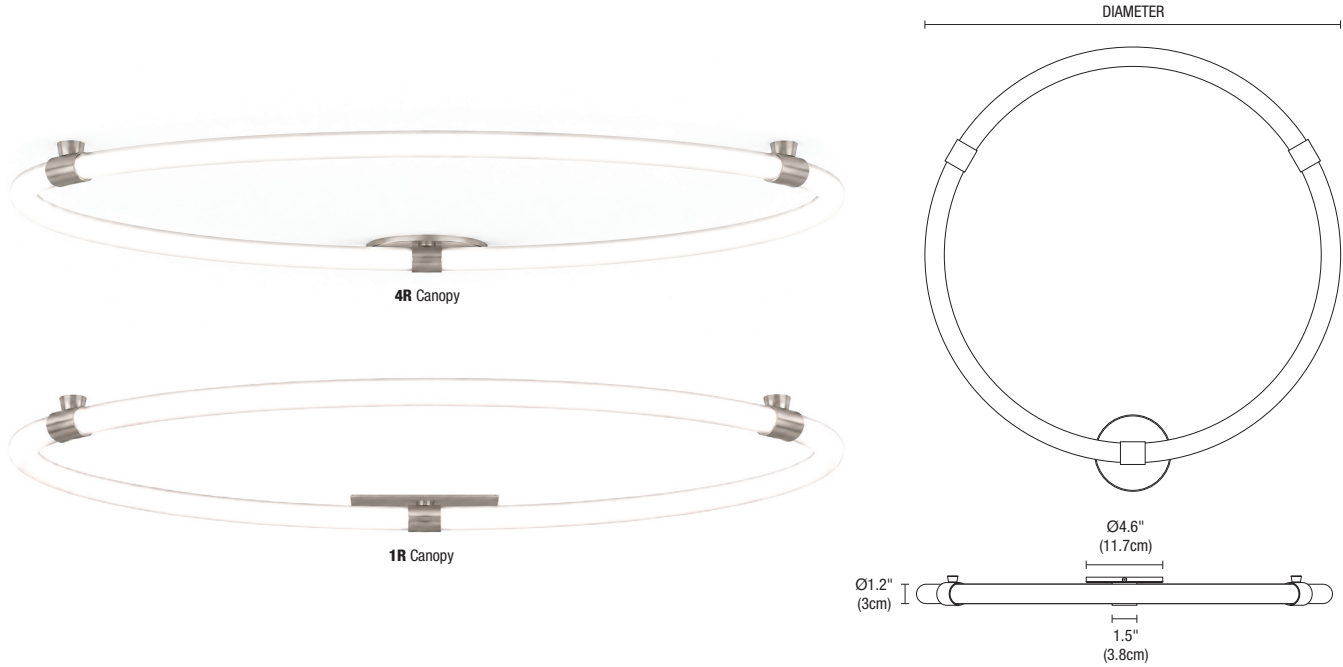
APPLICATIONS

Designed for indoor use only. Ideal applications include general lighting, residential, commercial, retail, and hospitality environments.

SOLINA 360 HOOP CEILING

24VDC WITH POWER, STATIC WHITE & WARM DIM

HOOP MONOPOINT CEILING PENDANT



System	Type	Wattage	Canopy*	Diameter	Color Temperature	Finish
HCDP	C	5W	4R	D18	30K	SN
HCDP Solina Hoop Ceiling, with 96W 24V 2-in-1 Dimmer & Power Supply in wall J Box	C Cora Weave Lens in 1.2" Dia Rigid Tubing D Diffused Lens in 1.2" Dia Rigid Tubing	3W* 3 Watts per foot 5W 5 Watts per foot 7W 7 Watts per foot	1R 1" Rectangular Canopy 4R 4.6" Round Canopy	D18 18" Diameter D24 24" Diameter D30 30" Diameter D36 36" Diameter D42 42" Diameter D48 48" Diameter D54** 54" Diameter D60** 60" Diameter D72** 72" Diameter <small>*Custom sizes available upon request</small> <small>**Not available for 7 Watts</small>	24K 2400K Very Warm White 27K 2700K Incandescent White 27D 2700K Warm Dim, Dims to 1800K 30K 3000K Warm White 30D 3000K Warm Dim, Dims to 1800K 35K 3500K Neutral White 40K 4000K Cool White	BK Black MW Matte White RAL 9003 SB Satin Brass SN Satin Nickel PN Polished Nickel XX Custom* <small>*RAL/ Specify RAL Powder Coat Code (ex: #RAL/9007) Additional finishes are available with an extended lead time. Custom quotation is required prior to ordering.</small>

360 LENS OPTIONS



(C) Cora Weave Rigid Tube



(D) Diffused Rigid Tube

COVER FINISHES



Black

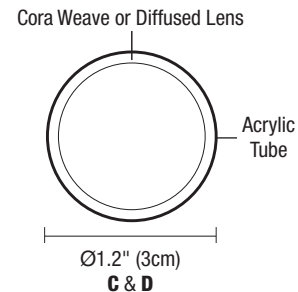
Polished Nickel

Satin Nickel

Satin Brass

Matte White
RAL 9003

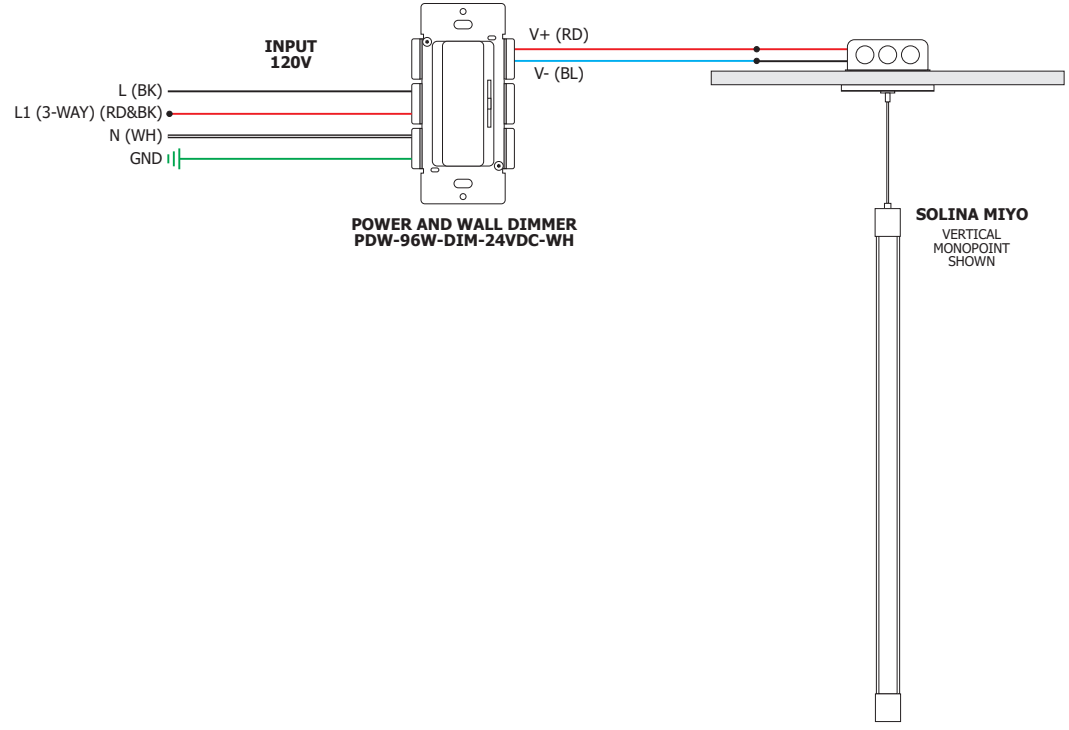
360 ILLUMINATION



SOLINA 360 HOOP CEILING

24VDC WITH POWER, STATIC WHITE & WARM DIM

WIRING DIAGRAM: 2-IN-1 WALL DIMMER & POWER SUPPLY



SOLINA 360 HOOP CEILING

24VDC WITH POWER, STATIC WHITE & WARM DIM

NOMINAL DELIVERED LUMENS

1C CORA WEAVE FLEX - STATIC WHITE & WARM DIM																			
WATTS PER FOOT	3W					5W							7W						
COLOR TEMPERATURE	24K	27K	30K	35K	40K	24K	27K	27D	30K	30D	35K	40K	24K	27K	27D	30K	30D	35K	40K
LUMENS PER FOOT (lm/ft)	402	418	423	422	512	642	661	355	680	375	652	822	924	967	502	978	543	943	1183
LUMENS PER WATT (lm/w)	112	117	121	120	145	112	117	63	121	65	120	151	111	121	60	120	66	117	146
CRI	95	94	93	93	93	95	94	95	93	96	93	93	96	94	96	93	95	93	93

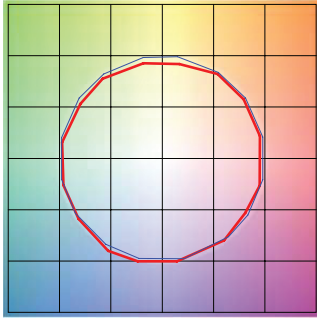
1D DIFFUSED FLEX - STATIC WHITE & WARM DIM																			
WATTS PER FOOT	3W					5W							7W						
COLOR TEMPERATURE	24K	27K	30K	35K	40K	24K	27K	27D	30K	30D	35K	40K	24K	27K	27D	30K	30D	35K	40K
LUMENS PER FOOT (lm/ft)	459	476	482	481	584	732	754	405	775	428	743	937	1054	1103	572	1114	619	1074	1349
LUMENS PER WATT (lm/w)	128	133	138	137	166	128	133	71	138	74	137	172	126	138	69	137	75	133	167
CRI	95	96	93	93	93	95	94	95	93	96	93	93	96	94	96	93	95	93	93

LED STRIP TM30 DATA

24VDC WITH POWER, STATIC WHITE & WARM DIM

TM-30-15 DATA: The data below is for bare LED Static White Strip. Consistent color temperatures throughout a single strip and among multiple strips is possible through a 3 phase binning process in which each order is inspected with a color meter to ensure uniformity.

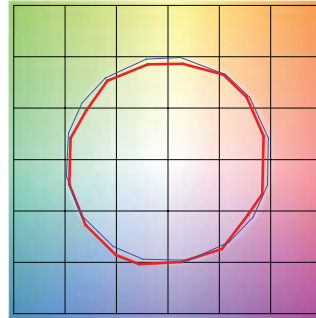
2400K | Rf: 84.5 | Rg: 94.4
Color Vector Graphic



■ Test ■ Reference

		GRAPHIC SHIFTS %	
HUE BIN	Rf	CHROMA	HUE
1	92	-2.4%	1.5%
2	94.7	-2.1%	-0.0%
3	95.4	-1.9%	-0.1%
4	88.7	-6.7%	-3.1%
5	92.8	-5.6%	1.0%
6	92.7	-3.4%	3.4%
7	89.9	-4.3%	4.1%
8	92.4	-1.4%	4.4%
9	89	-0.6%	5.8%
10	88.9	0.4%	6.2%
11	89.7	4.0%	5.4%
12	92.6	3.0%	-0.7%
13	90.9	1.1%	-7.0%
14	89.9	0.5%	-5.8%
15	92.1	-3.2%	0.1%
16	88.9	-1.7%	-6.3%

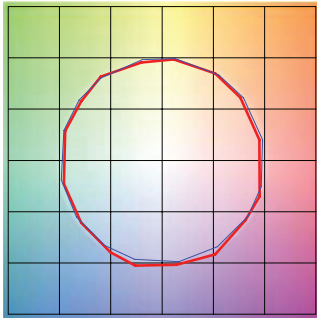
2700K | Rf: 87.7 | Rg: 96.1
Color Vector Graphic



■ Test ■ Reference

		GRAPHIC SHIFTS %	
HUE BIN	Rf	CHROMA	HUE
1	88.0	-4.3%	2.6%
2	91.6	-2.4%	2.0%
3	93.7	-1.4%	1.9%
4	88.9	-5.6%	-3.1%
5	92.3	-5.5%	-0.5%
6	92.9	-3.5%	0.1%
7	84.5	-7.5%	4.6%
8	90.8	-3.0%	4.4%
9	84.5	-1.3%	8.3%
10	83.9	2.0%	9.8%
11	87.2	5.3%	7.1%
12	89.2	5.4%	-2.6%
13	88.7	0.3%	-7.8%
14	86.8	1.7%	-9.3%
15	87.6	-5.4%	-1.3%
16	83.6	-3.3%	-9.5%

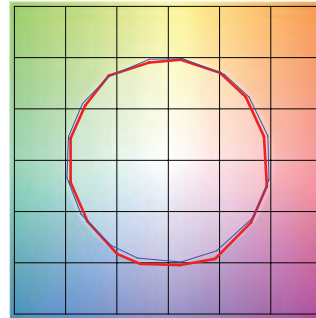
3000K | Rf: 88.1 | Rg: 99.7
Color Vector Graphic



■ Test ■ Reference

		GRAPHIC SHIFTS %	
HUE BIN	Rf	CHROMA	HUE
1	92.5	-3.1%	0.3%
2	93.3	-2.3%	1.9%
3	90.9	-0.8%	3.9%
4	94.3	-1.1%	1.4%
5	92.5	-2.6%	1.5%
6	96.4	1.2%	-0.3%
7	92.6	-2.5%	-0.0%
8	96.9	-1.4%	0.2%
9	92.3	-1.8%	4.3%
10	86.6	-0.7%	7.0%
11	86.5	2.4%	8.2%
12	89.8	5.9%	1.7%
13	93.9	2.6%	-2.7%
14	89.4	5.1%	-5.8%
15	90.1	-0.1%	-4.7%
16	86.5	0.3%	-9.7%

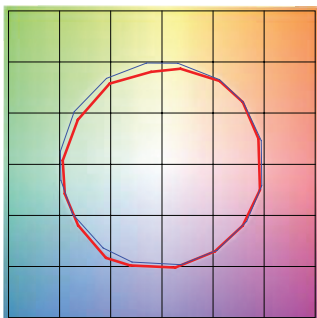
3500K | Rf: 86.1 | Rg: 95.5
Color Vector Graphic



■ Test ■ Reference

		GRAPHIC SHIFTS %	
HUE BIN	Rf	CHROMA	HUE
1	90.8	-3.8%	0.3%
2	92.3	-2.8%	2.1%
3	89.7	-1.0%	4.3%
4	92.6	-1.4%	1.7%
5	91.8	-3.1%	1.3%
6	96.2	0.8%	-0.4%
7	92.9	-3.2%	0.2%
8	94.3	-2.5%	1.5%
9	90.4	-2.5%	5.2%
10	84.3	-1.4%	9.5%
11	83.1	3.5%	9.8%
12	88.2	4.8%	3.4%
13	94.0	2.7%	-2.0%
14	88.7	5.9%	-5.8%
15	88.7	0.7%	-5.9%
16	86.8	-0.7%	-6.7%

4000K | Rf: 87.6 | Rg: 96.8
Color Vector Graphic



■ Test ■ Reference

		GRAPHIC SHIFTS %	
HUE BIN	Rf	CHROMA	HUE
1	88.9	-2.4%	2.5%
2	93.3	-0.4%	0.8%
3	94.8	-1.0%	-0.6%
4	87.9	-4.9%	-3.6%
5	85.3	-9.4%	-2.6%
6	90.2	-6.0%	0.2%
7	85.3	-7.6%	4.6%
8	83.7	-4.1%	8.2%
9	79.5	-1.1%	13.8%
10	78.6	1.5%	12.1%
11	83.5	6.4%	7.8%
12	90.9	3.6%	-1.1%
13	88.3	1.7%	-6.3%
14	91.9	-0.4%	-2.2%
15	84.5	-0.9%	-5.5%
16	84.7	-1.1%	-4.4%

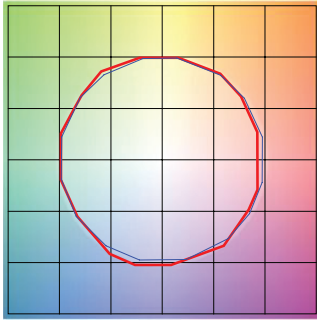
LED STRIP TM30 DATA

24VDC WITH POWER, STATIC WHITE & WARM DIM

TM-30-15 DATA: The data below is for bare LED Warm Dim Strip. Consistent color temperatures throughout a single strip and among multiple strips is possible through a 3 phase binning process in which each order is inspected with a color meter to ensure uniformity.

2700D | Rf: 90.7 | Rg: 101.1

Color Vector Graphic

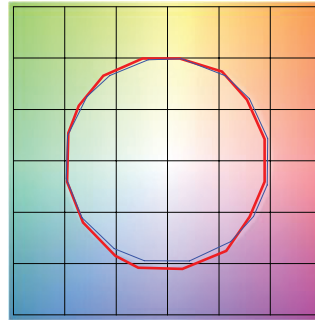


■ Test ■ Reference

		GRAPHIC SHIFTS %	
HUE BIN	Rf	CHROMA	HUE
1	90.9	-4.1%	1.1%
2	91.8	-2.2%	3.2%
3	89.0	0.2%	5.0%
4	92.9	-1.1%	0.8%
5	93.9	1.1%	1.7%
6	93.3	3.3%	0.0%
7	93.1	-0.5%	-1.9%
8	97.2	-0.3%	-0.9%
9	93.4	-1.0%	3.2%
10	89.9	-0.1%	5.6%
11	87.0	4.7%	7.2%
12	89.2	5.8%	-0.2%
13	89.1	3.5%	-6.7%
14	86.3	4.1%	-9.2%
15	91.4	-2.0%	-3.6%
16	84.7	-2.1%	-10.3%

3000D | Rf: 90.6 | Rg: 101.1

Color Vector Graphic



■ Test ■ Reference

		GRAPHIC SHIFTS %	
HUE BIN	Rf	CHROMA	HUE
1	91.5	-3.5%	1.3%
2	92.2	-1.8%	3.0%
3	89.3	0.5%	4.8%
4	92.7	-1.1%	0.6%
5	93.3	0.5%	1.4%
6	93.8	2.7%	-0.8%
7	91.2	-2.1%	-0.2%
8	97.0	-0.5%	-0.7%
9	92.5	-0.7%	3.8%
10	88.3	0.9%	7.1%
11	87.5	3.9%	7.6%
12	88.2	6.2%	-0.2%
13	89.9	3.4%	-6.0%
14	86.9	4.4%	-8.5%
15	91.9	-1.9%	-2.9%
16	84.7	-1.3%	-10.6%