



SCOPE LED

FAST JACK FIXTURE HEAD

DESIGNED BY GREGORY KAY | ASSEMBLED IN AMERICA



REV 08.08.23



FJ-SCO-1-BZ
Antique Bronze

DESCRIPTION

The Scope LED, a classic flat-back cylinder fixture, tilts 90° vertically. The cool-to-the-touch rotating lens allows adjustment of the beam angle from 20° spot to 50° flood while the fixture is lit. Fixture includes 5 year warranty.

FINISH & MATERIAL



Antique Bronze **BZ** Satin Nickel **SN**

LENS

Adjustable TRI Lens gives a smooth uniform beam at 20° and 50° beam spreads

APPLICATION

Suitable for damp or dry location, interior use only

LED LAMP SPECIFICATIONS

Total Wattage: 9.3 Watts
Color Temp: 3000K
CRI: 92+
Lumens: 360lm
Lumen Per Watt: 38lm/w

POWER SUPPLY IN CANOPY

120V input-12VDC output, ELV electric low voltage power supply (FJ and M fixtures order power supply separately)

DIMMING

- Dimmable to 1% Percent of Flicker <25%
- Triac and ELV dimming standard. Compatible with Lutron Diva, Skylark and Legrand ELV dimmers

COMPLIANCE LABEL

ETL (Conforms to UL1598 and CSA 22.2 #250.0)

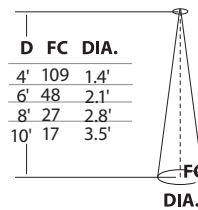
WARRANTY

5 year warranty. See PureEdgeLighting.com

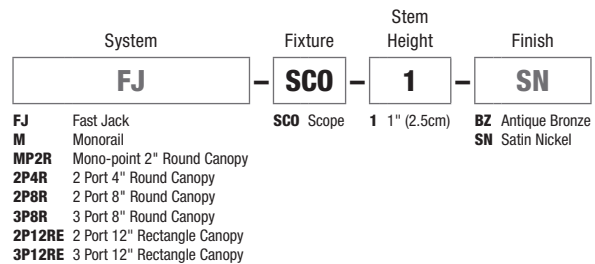
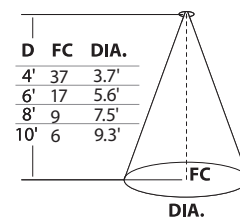


FJ-SCO-1-SN
Satin Nickel

20° Scope

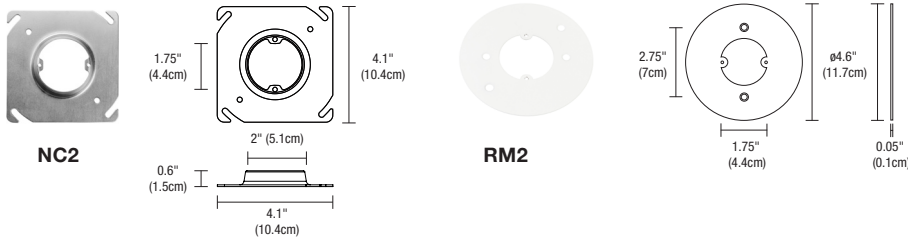


50° Scope



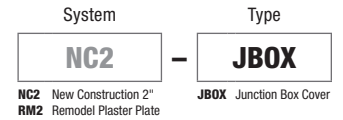

*Limited quantities, call for availability

PROJECT	FIXTURE TYPE	DATE
---------	--------------	------




**NEW CONSTRUCTION & REMODEL
2" COVER FOR 4" SQUARE JUNCTION BOX**


NC2 included with the 2" Round Canopies. NC2 New Construction Junction Box Cover mounts to a standard 4" Electrical Box or Octagon Box, converting it to a 2" Plaster Ring for a 2" Round or Square Canopy. The RM2-Jbox Remodel Plaster Plate cover is used with the existing 4" Square Junction Box and Round Plaster Ring.



- Existing 4SQ J-box with Round Plaster Ring
- Add RM2 Remodel Plate with Power Supply from MP2R fixture
- Plaster and paint ceiling, then add Canopy and fixture



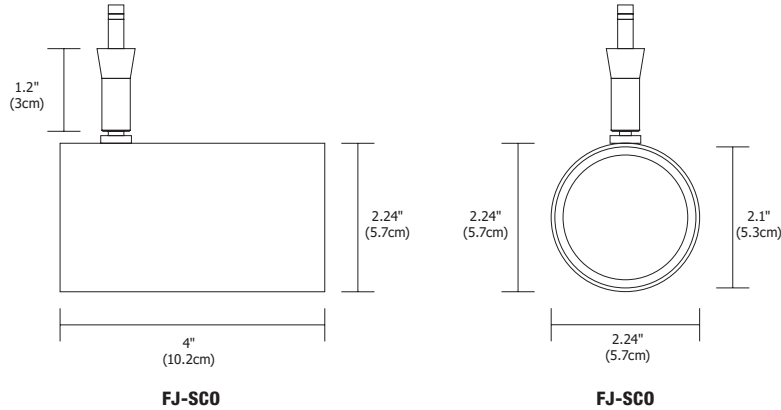
FJ-SCO-1-SN Scope with Fast Jack **M-SCO-1-SN** Monorail (M) with Scope **MP2R-SCO-1-SN** Mono-Point 2" Flat Round Canopy with Scope **MP4R-SCO-1-WH** Mono-Point 4" Flat Round Canopy with Scope



3P8R-SCO-1-SN 3-Port 8" Round Canopy with Scope **2P12RE-SCO-1-SN** 2-Port 12" Rectangle Canopy with Scope **3P12RE-SCO-1-SN** 3-Port 12" Rectangle Canopy with Scope

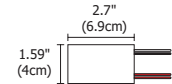
PROJECT		FIXTURE TYPE		DATE	
---------	--	--------------	--	------	--

Canopy Diagrams: Canopy diagrams and measurements for Scope LED



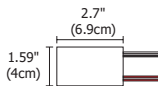
FJ-SCO

FJ-SCO



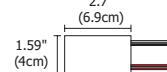
TE-60L-12

60 watt 12VDC power supply included fits in canopy



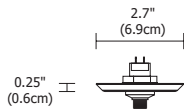
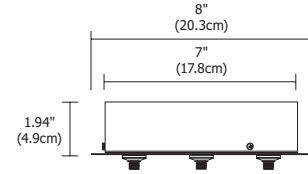
TE-60L-12

60 watt 12VDC power supply included fits in jbox

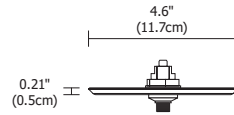


TE-60L-12

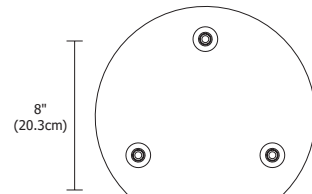
60 watt 12VDC power supply included fits in jbox



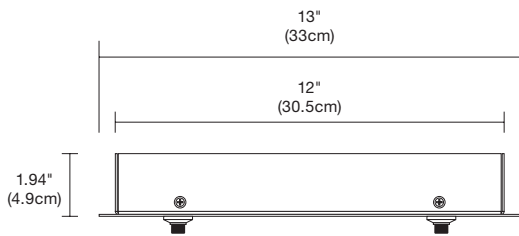
MP2R



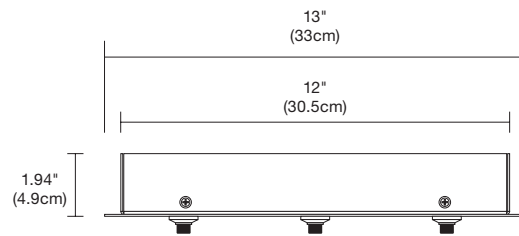
MP4R



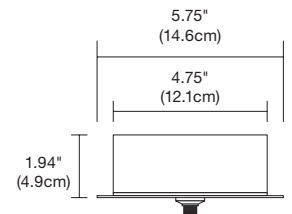
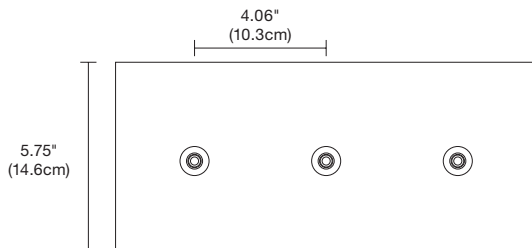
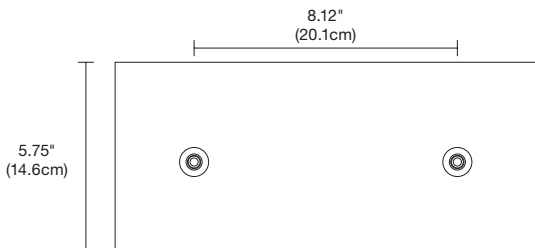
3P8R



2P12RE



3P12RE



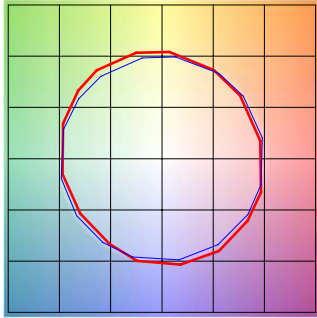
PROJECT	FIXTURE TYPE	DATE
---------	--------------	------

TM30 DATA

FAST JACK FIXTURE HEAD

3000K | Rf: 90 | Rg: 103.5

Color Vector Graphic



■ Test ■ Reference

HUE BIN	Rf	GRAPHIC SHIFTS %	
		CHROMA	HUE
1	92.5	-2.4%	-2.4%
2	93.6	-2.3%	2.1%
3	87.2	-0.1%	6.0%
4	86.9	3.8%	6.5%
5	90.1	6.0%	4.8%
6	88.1	7.1%	-0.0%
7	85.9	4.9%	-6.5%
8	90.7	1.6%	-5.3%
9	92.7	-1.9%	-3.9%
10	91.2	-3.9%	0.3%
11	88.6	-2.4%	6.4%
12	88.1	3.0%	4.9%
13	92.2	4.8%	0.7%
14	90.9	5.8%	-2.6%
15	89.4	3.2%	-5.3%
16	89.7	1.2%	-7.3%

PROJECT	FIXTURE TYPE	DATE
---------	--------------	------