



**PUCK LED**  
3W, 12V AC/DC



**SATIN ALUMINUM  
SURFACE MOUNT**



**WHITE  
SURFACE MOUNT**



**SURFACE MOUNT  
(COLLAR INCLUDED)**



**RECESSED  
(REMOVE COLLAR FOR RECESSED MOUNTING)**

**DESCRIPTION**

Recessed or Surface Mount, Puck LED features solid aluminum construction and uses only 3 watts of Warm White LED Light. Ideal for under cabinet illumination. The tiny but very powerful round fixture is available with a 90° beam spread. Includes 8' Cord/Plug Port, Wire Clips, and Screws. Fixture plugs into 4- or 8-port hub, which distributes the low voltage power from LED power source. Fixtures use 12VAC or 12VDC power supplies and include a 5 year warranty.

**FINISHES**



Satin Aluminum  
**SA**

White  
**WH**

**LAMPING**

- 4 Total Watts
- 138 Total Lumens
- 12VAC or DC LED
- 3070K, 84 CRI,
- 70% Lumen Maintenance based on 50,000 Hours of Operation

**DIMMING**

- Dimmable with Lutron Diva or Skylark Standard Electronic Low Voltage Dimmers
- AC Power Supplies dim down to 20% before flickering and slight buzzing

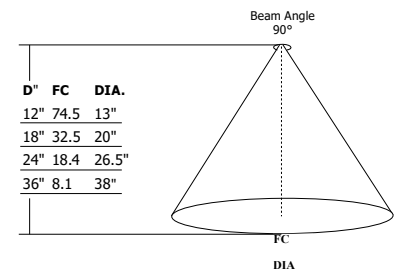
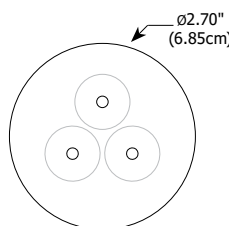
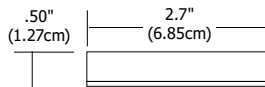
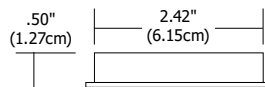
**POWER SUPPLY**

- Hardwired: TE-60L-12
- Plug-In: TE-60L-12AC-P

**WEIGHT**

0.5 lbs (0.23 kg)

Product	Type	Wattage	Beam Spread	Color Temperature	Finish
<b>PUCK</b>	<b>RD</b>	<b>3W</b>	<b>90D</b>	<b>30K</b>	<b>SA</b>
PUCK Puck LED	RD Round	3W 3 Watts	90D 90°	30K 3000K Warm White	SA Satin Aluminum WH White




D - Distance from PUCK LED fixture  
FC - Initial foot candles at the center of beam  
DIA - Diameter

PROJECT	FIXTURE TYPE	DATE
---------	--------------	------



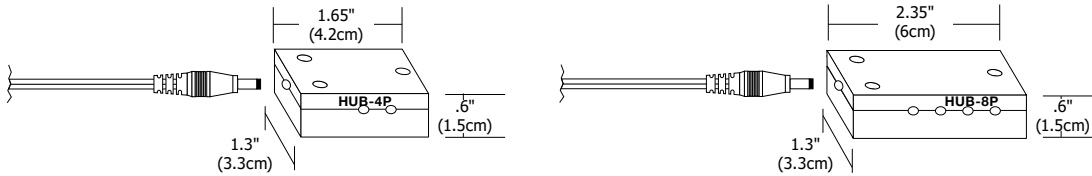
**ACCESSORIES** Power hub for Dots & Pucks



**4- OR 8-PORT HUB**

The 4- or 8-Port Hub distributes the 12V AC/DC low voltage power from LED transformer to a combination of 1-4 or 1-8 LED Puck or Dot lights. Includes 6' Power Feed Connector Cord and three Clips.

Product	Type
<b>HUB</b>	<b>4P</b>
<b>HUB</b> Power Hub	<b>4P</b> 4-Port
	<b>8P</b> 8-Port



**12' HUB EXTENSION CORD & HUB CONNECTOR**

The 12' Extension Cord extends the Hub Power Cord or the Puck and Dot fixture cord. Includes six pieces of WC-1 Wire Clips. Use HUB-HUB-12 to link multiple Hubs together.



Product	Type	Length
<b>HUB</b>	<b>EC</b>	<b>12</b>
<b>HUB</b> Power Hub	<b>EC</b> Extension Cord	<b>12</b> 12'
	<b>HUB</b> Hub to Hub	

**WIRE CLIPS**

Wire Clips keep wires organized. Secure with screws or double-sided tape (included). Three Wire Clips provided for each fixture. Also sold separately.



Product	Type
<b>WC</b>	<b>1</b>
<b>WC</b> Wire Clip	<b>1</b> Standard

PROJECT	FIXTURE TYPE	DATE
---------	--------------	------



**ACCESSORIES AC Power for Dots & Pucks**



**ELECTRONIC 60 WATT AC TRANSFORMER WITH RECTANGLE CANOPY COVER**

TE-60L-12 Electronic 60 Watt, 12 Volt AC Hard Wire fits inside Single Gang Electrical Box covered with a White 3" Rectangular Canopy powering the Dots and Pucks.

Product	Wattage	Voltage	Type	Finish
<b>TE</b>	<b>60L</b>	<b>12AC</b>	<b>3RE</b>	<b>WH</b>
TE Transformer Electronic	60L 60 Watt LED	12AC 12 Volt AC	3RE 3" Rectangle Canopy Cover	WH White



**ELECTRONIC 60 WATT LED AC TRANSFORMER PLUG-IN**

Plug-In version of the TE-60L-12 Electronic 60 Watt, 12 Volt AC Transformer includes 10' of Cord and DC Connector to plug into the HUB-4P or HUB-8P powering the Dots and Pucks.

Product	Wattage	Voltage	Type
<b>TE</b>	<b>60L</b>	<b>12AC</b>	<b>P</b>
TE Transformer Electronic	60L 60 Watt LED	12AC 12 Volt AC	P Plug-In



**ELECTRONIC 60 WATT LED AC TRANSFORMER**

TE-60L-12 Electronic 60 Watt, 12 Volt AC Transformer converts standard 120 Volt line voltage to 12 Volts and features built-in short-circuit protection. Fits inside an Electrical Junction Box. Minimum dimming load is 6 Watts.

Product	Wattage	Voltage
<b>TE</b>	<b>60L</b>	<b>12</b>
TE Transformer Electronic	60L 60 Watt LED and Halogen	12 12 Volt AC



**3" RECTANGLE & 4" ROUND CANOPY COVER**


The White Rectangle or Round Canopy Cover conceals the TE-60L-12 LED Transformer (sold separately) inside a Single Gang Box to power Dots and Pucks.

Product	Finish
<b>3RE</b>	<b>WH</b>
3RE 3" Rectangle Canopy Cover	WH White
4RD 4" Round Canopy Cover	

PROJECT	FIXTURE TYPE	DATE
---------	--------------	------

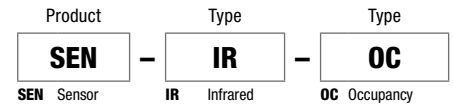
# SENSORS AND SWITCHES

REV 05.26.21



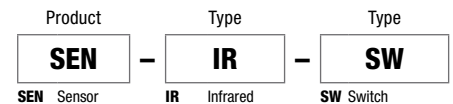
## IR OCCUPANCY SENSOR

Senses human motion from 10ft range. Powers on when person/objects come near the sensor area and turns off when the person moves from range. Works with halogen, LED, or ballast load. Maximum 5A current, 500 Watt.



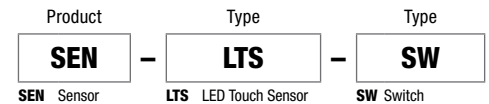
## SENSOR SWITCH

Senses human motion in range of the 1/4" to 2" from the sensor to turn on and off. Diameter of drilling sensor hole is 3/8". Works with halogen, LED, or ballast load. Maximum 5A current, 500 Watt. Ideal for Kitchen, furniture, mirror, etc.



## LED TOUCH SENSOR SWITCH

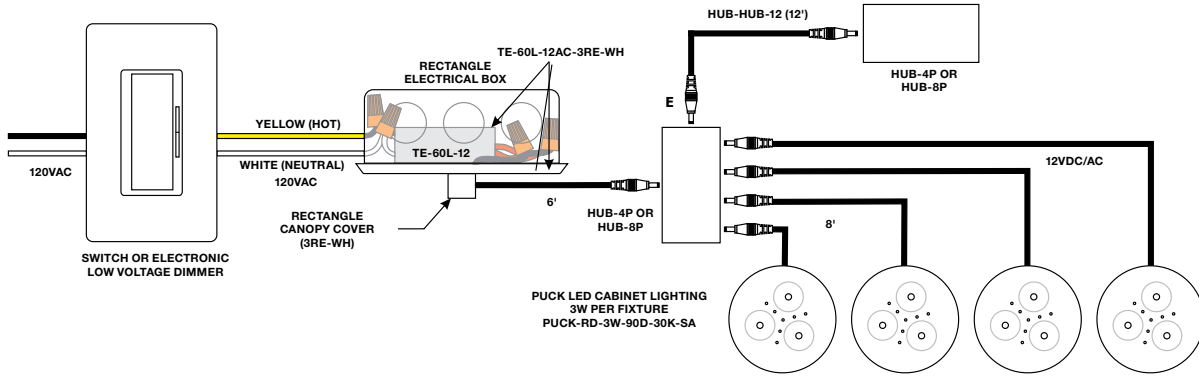
The transparent touch LED indicates the operating status of on/off. It turns on and off simply by touching the LED. Works with halogen, LED, or ballast load. Maximum 5A current, 500 Watt. Ideal for mirror, bathroom, etc.



PROJECT	FIXTURE TYPE	DATE
---------	--------------	------

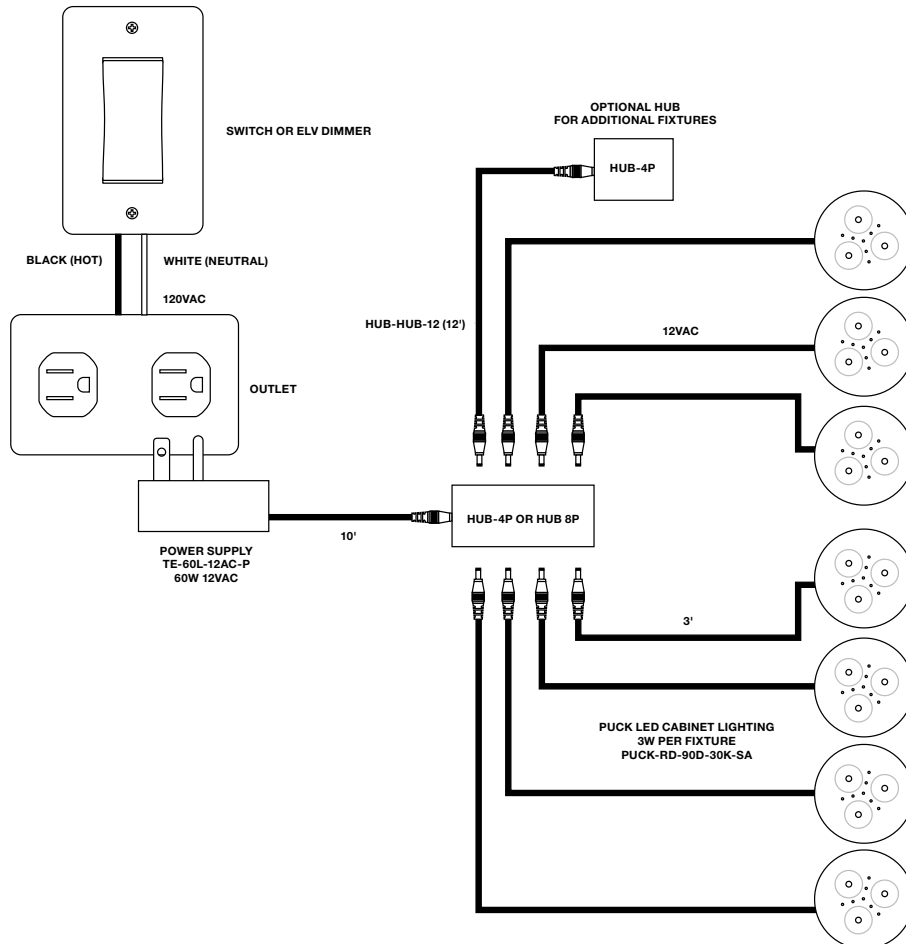
**WIRING DIAGRAM** Wiring Diagram for four Dot LED fixtures, Hardwired

- APPLICATION** ELV dimming for four Puck LED fixtures
- POWER SUPPLY** 60 Watt, 120 Volt input, 12 Volt AC output, TE-60L-12
- DIMMING** Dimmable with Lutron Diva #DVELV-300P or Skylark #SELV-300P Standard Electronic Low Voltage dimmers, AC Power Supplies dim down to 20% before flickering and slight buzzing



**WIRING DIAGRAM** Wiring Diagram for seven Dot LED fixtures, Plug-In

- APPLICATION** ELV dimming for seven LED fixtures
- POWER SUPPLY** 60 Watt, 120 Volt input, 12 Volt AC output, TE-60L-12AC-P
- DIMMING** Dimmable with Lutron Diva #DVELV-300P or Skylark #SELV-300P Standard Electronic Low Voltage dimmers, AC Power Supplies dim down to 20% before flickering and slight buzzing, see Power Supply spec sheet for additional details



PROJECT	FIXTURE TYPE	DATE
---------	--------------	------