



# LIGHT CHANNEL COMPLETE FIXTURE 0.6 MICRO GRAZER

24VDC, SURFACE MOUNT, RGB

DESIGNED BY GREGORY KAY | ASSEMBLED IN AMERICA

REV 04.04.25



## DESCRIPTION

PureEdge Lighting's Light Channel Micro Grazer brings to life textural walls, panels, masonry, undulating tiles and so much more. Our 24VDC surface-mounted channel is a versatile made-to-order, Class 2 luminaire offered in lengths from 12" to 120"(10') in 2" or 3" increments for precise sizing. Available with dynamic RGB color effects at 5 watts per foot. With its combination of flexibility, customization, and lighting quality, the Light Channel Micro Grazer is an excellent choice for illuminating a wide range of textured applications. Click here for all [Other Color Temperatures](#). For Field cuttable runs, see DIY spec sheet. Fixture includes a 5-year pro-rated warranty. For custom quotes and layout assistance, send your drawings and ideas to our design team: [design@PureEdgeLighting.com](mailto:design@PureEdgeLighting.com)

## FEATURES AND BENEFITS

- Low voltage, 24VDC Power supplies can be remotely located up to 40' away provides installation flexibility
- Slim profile aluminum extrusion easily installs into small spaces
- Low voltage up to 100 watt. Class 2 wiring, eliminates the need for conduit

## LENS OPTIONS

- **(C)** Clear Lens provides maximum illumination use of a 7° transparent clear lens, LEDs diodes will show.
- **(L)** Linear Frosted Lens projects some pixelation through a 20° lens

## SPECIFICATIONS

- 24VDC, Class 2
- 5 watts per foot
- 2 and 3-inch increments up to 120"(10ft)
- Operating temperature: -22°F to 140°F (-30°C to 60°C)

## LAMP

- RGB: Dynamic Red, Green, and Blue
- Average life: 50,000 hours
- For additional color temperatures refer to other specifications

## INCLUDED COMPONENTS

- 72" Power Connector (Included 1 per fixture). Order extra as needed based on your installation requirements.
- Mounting Clips (Included with every 2' of Channel)

## REMOTE POWER SUPPLIES\*, DIMMERS & CONTROLS (SOLD SEPARATELY)

24VDC, Class 2 wiring

- [DMX & Controls](#)
- [DALI/DALI-2](#)

\*In-wall mounting and drop ceiling kits available for select power supplies

## COMPLIANCE

ETL, Class 2, Damp Location, Manufactured in the USA.

## APPLICATIONS

Designed for indoor use only. Wall grazing for textured surfaces such as architectural wall panels, hallways, brick, stone, wood and more within residential, commercial, retail, and hospitality environments.

Product	Wattage	Nominal Size	Lens	Color Temperature	Finish
<b>LCMG.6</b>	<b>5W</b>	<b>60</b>	<b>L</b>	<b>RGB</b>	<b>SA</b>
<b>LCMG.6</b> Light Channel .6 Surface Mount Micro Grazer	<b>5W</b> 4.4 watts	<b>12-120</b> Available from 12" to 120" in 2" or 3" increments. See chart for exact lengths.	<b>L</b> Linear Frosted <b>C</b> Clear Lens	<b>RGB</b> Dynamic Color Red, Green, and Blue	<b>SA</b> Satin Aluminum <b>XX</b> Custom Finishes Available

PROJECT		FIXTURE TYPE		DATE	
---------	--	--------------	--	------	--

# LIGHT CHANNEL COMPLETE FIXTURE 0.6 MICRO GRAZER

24VDC, SURFACE MOUNT, RGB

## LENS OPTIONS



**C 7° Clear Lens**

Clear 7° Lens provides maximum light levels and will show LED diodes



**L 20° Linear Frosted Lens**

Linear Frosted Lens projects 20° lines of light, some LED diodes

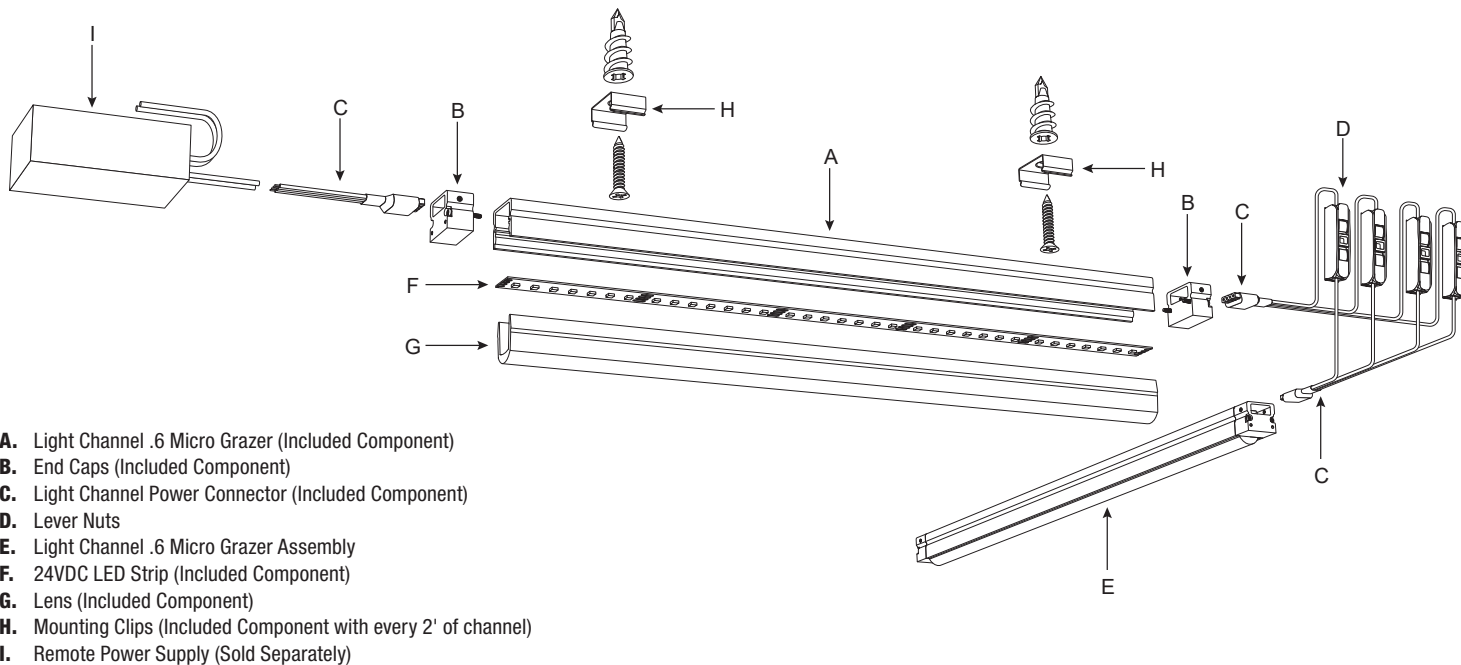
## LENGTH CHART: Actual lengths for Light Channel .6 MicroGrazer

ACTUAL LENGTHS FOR LIGHT CHANNEL MICRO GRAZER					
Ordering Code (Nominal Size)	Illuminated Length (Inches)	Overall Length (Inches)	Ordering Code (Nominal Size)	Illuminated Length (Inches)	Overall Length (Inches)
12	12.0	12.9	68	67.2	68.1
15	14.4	15.3	70	69.6	70.5
17	16.8	17.7	72	72.0	72.9
20	19.2	20.1	75	74.4	75.3
22	21.6	22.5	77	76.8	77.7
24	24.0	24.9	80	79.2	80.1
27	26.4	27.3	82	81.6	82.5
29	28.8	29.7	84	84.0	84.9
32	31.2	32.1	87	86.4	87.3
34	33.6	34.5	89	88.8	89.7
36	36.0	36.9	92	91.2	92.1
39	38.4	39.3	94	93.6	94.5
41	40.8	41.7	96	96.0	96.9
44	43.2	44.1	99	98.4	99.3
46	45.6	46.5	101	100.8	101.7
48	48.0	48.9	104	103.2	104.1
51	50.4	51.3	106	105.6	106.5
53	52.8	53.7	108	108.0	108.9
56	55.2	56.1	111	110.4	111.3
58	57.6	58.5	113	112.8	113.7
60	60.0	60.9	116	115.2	116.1
63	62.4	63.3	118	117.6	118.5
65	64.8	65.7	120	120.0	120.9

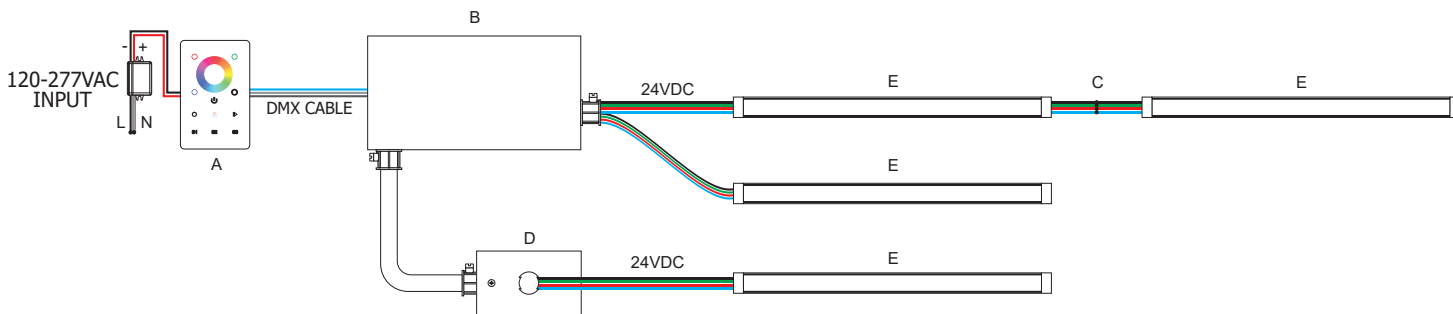
# LIGHT CHANNEL COMPLETE FIXTURE 0.6 MICRO GRAZER

24VDC, SURFACE MOUNT, RGB

## SYSTEM OVERVIEW: Light Channel .6 Micro Grazer



## WIRING DIAGRAM: DMX dimming/control for Light Channel .6 Micro Grazer



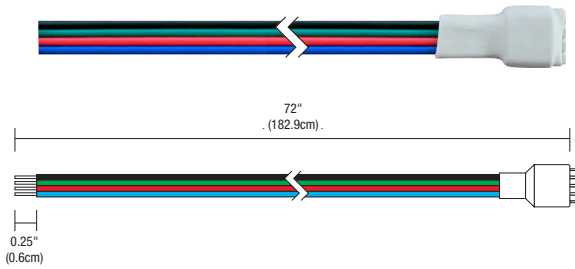
- A. CDMX1-RGBW-WH with Controller Power Adapter
- B. 100W 24VDC Power Supply PSB-100W-DMX-24VDC
- C. Light Channel Power Connector SS-CON-\_\_-RGB with Lever Nuts
- D. 3" Rectangle Canopy Cover 3RE-WH
- E. Light Channel Fixture

PROJECT		FIXTURE TYPE		DATE	
---------	--	--------------	--	------	--

# LIGHT CHANNEL COMPLETE FIXTURE 0.6 MICRO GRAZER

24VDC, SURFACE MOUNT, RGB


**ACCESSORIES:** Order based on your lighting design specifications or as replacement parts.



## LIGHT CHANNEL POWER CONNECTOR

One Female Power Connector is included with each order of channel. For jumper connections, we recommend using WAGO 221 lever nuts according to your specific application requirements.

System	Type	Product	Length	Color Temperature
<b>SS</b>	<b>FE</b>	<b>CON</b>	<b>72IN</b>	<b>RGB</b>
SS Stomp/Soft Strip	FE Female Pin	CON Connector	72IN 72"	RGB Dynamic Color Red, Green, and Blue



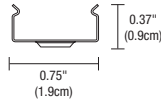
## FLEXIBLE CONNECTOR

Flexible connectors link two sections of the Light Channel end to end.

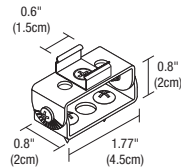
System	Type	Product	Size	Color Temperature
<b>SS</b>	<b>CFX</b>	<b>CON</b>	<b>12IN</b>	<b>RGB</b>
SS Stomp Strip/Soft Strip	CFX Flexible Connector	CON Connector	12IN 12 Inches 72IN 72 Inches	RGB RGB (Tunable White Compatible)



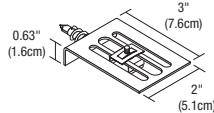
LCS.6-MCL



LCS.6-MCL



LCS.6-MCL-075

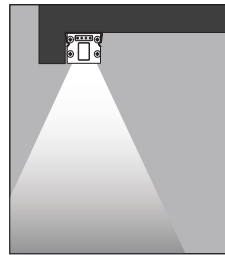


LCS.6-MCL-90

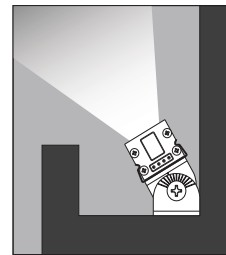
## MOUNTING CLIPS

LC-MCL mounting clips are provided with every 2' of Light Channel and may be ordered separately as replacement parts. The LC-MCL-075 rotates Light Channel up to 75°. LC-MCL-90 mounts Light Channel at a 90° angle.

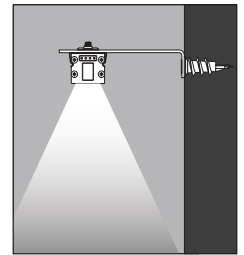
System	Product	Type
<b>LCS.6</b>	<b>MCL</b>	<b>STANDARD</b> (Leave Blank)
LCS.6 Light Channel 0.6" Surface Mount	MCL Mounting Clip	075 Adjusts 0-75° 90 Adjusts 90°



SHOWN WITH LCS.6-MCL



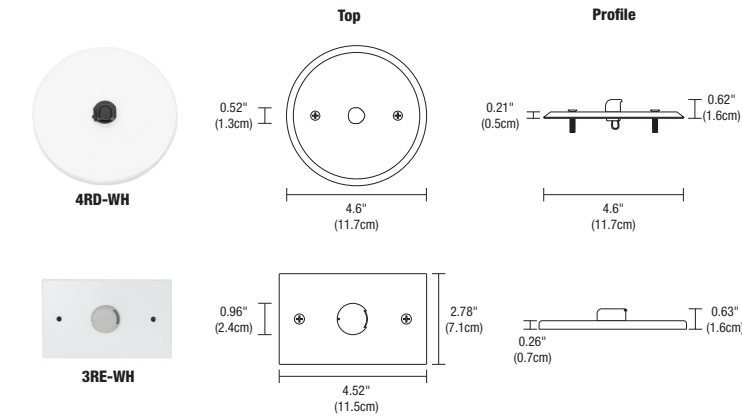
SHOWN WITH LCS.6-MCL-075



SHOWN WITH LCS.6-MCL-90

# LIGHT CHANNEL COMPLETE FIXTURE 0.6 MICRO GRAZER

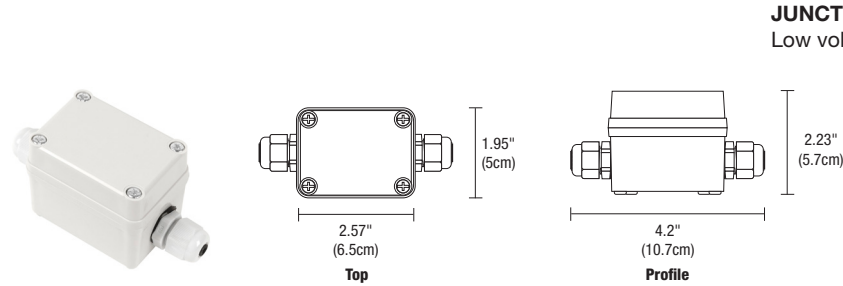
24VDC, SURFACE MOUNT, RGB



## CANOPY COVER & SPLICE BOX

Use for remote located power supply. The 3 inch rectangle or 4 inch round white canopy covers the electrical box and feeds wires for Light Channel. The Splice Box provides a safe enclosure for low voltage connections.

Product	Finish
<b>3RE</b>	<b>WH</b>
<b>3RE</b> 3" Rectangle Canopy Cover	<b>WH</b> White
<b>4RD</b> 4" Round Canopy Cover	



## JUNCTION BOX

Low voltage Splice Box with connectors.

Product	Type	Option
<b>2RE</b>	<b>JBOX</b>	<b>W</b>
<b>2RE</b> 2" Rectangle	<b>JBOX</b> Junction Box	<b>W</b> Wet Location