

LIGHT CHANNEL COMPLETE FIXTURE 0.3" LIGHT CHANNEL

24VDC 3W & 5W, LAZER STRIP COB™ MONOCHROMATIC COLOR

DESIGNED BY GREGORY KAY | ASSEMBLED IN AMERICA

REV 04.04.25



LCS.3 LIGHT CHANNEL 100° DIFFUSED LENS WITH LAZER STRIP

Diffused Lens provides a greater dispersion of light levels without pixelation



LCS.3 LIGHT CHANNEL 100° CLEAR LENS WITH LAZER STRIP

Clear Lens provides maximum light levels without pixelation



FEATURES & BENEFITS

- The paintable surface mount channel is available in various sizes up to 120", for longer continuous runs use DIY Light Channel .3 Surface Mount
- Dynamic Monochromatic Color Effects offered in Amber, Blue, Green and, Red
- Available in 3 or 5 watts per foot.
- High CRI offers excellent color-rendering
- 24VDC Low Voltage, Class 2 wiring up to 100 watts.
- Remote Power Supplies sold separately
- 5 year warranty included

For custom quotes and layout assistance, send your drawings and ideas to our design team: design@PureEdgeLighting.com.

APPLICATIONS

- Indoor damp or dry locations
- Suitable for small spaces requiring a channel less than 0.6" tall
- Task lighting, under/above cabinet, coves and retail

LENS OPTIONS

- **(C)** Clear Lens provides maximum illumination use of a 100° transparent clear lens
- **(D)** Diffused White Lens projects clean lines of light 100° eliminating pixelation
- **(G)** Diffused Lens with gel color (**PROVIDED BY CUSTOMER**) Clear and Diffuser Lens are Gel Color Filter Suitable allowing for color personalization. Zircon LED Gel filters recommended. Purchase Gel Lens from www.leefilters.com. See manufacturer spec sheet for more information.

INCLUDED COMPONENTS

- 96" of Solderless Snap & Light Power Connector (Includes 1 per fixture. Order extra as needed based on your installation requirements.)
- Mounting Clips (Included with every 2' of Channel)

ACCESSORIES (SOLD SEPARATELY)

- Mounting Clips
- Solderless Snap & Light Power/Jumper Connector
- Solderless Light Channel Connectors L, T, X
- Zircon gel filters

REMOTE POWER SUPPLIES*, DIMMERS & CONTROLS (SOLD SEPARATELY)

24VDC, Class 2 wiring

- [WiZ Pro Connected Smart Power Supplies & Controls](#)
- [UNI Driver: Universal Dimming \(TRIAC, ELV, 0-10V\)](#)
- [Lutron Hi-Lume/Ecosystem](#)

*In-Wall Mounting and drop ceiling Kits available for select power supplies

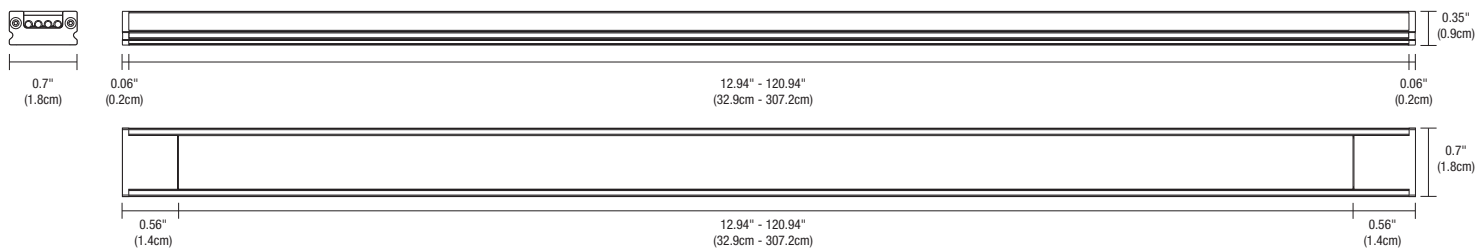
Product	Wattage	Nominal Size	Lens & Color Temperature	Finish
LCS.3	3W	60	D RZ	SA
LCS.3 Light Channel .3 Surface Mount	3W 3.3 watts 5W 4.4 watts	12-120 Order in 12" increments up to 120". May be ordered in 3, 5, 8 or 10" increments	D Diffused Lens C Clear Lens G Diffused Lens with Gel Color (Provided by Customer) AZ Amber RZ Red GZ Green BZ Blue	SA Satin Aluminum XX Custom Finish

PROJECT		FIXTURE TYPE		DATE	
---------	--	--------------	--	------	--

LIGHT CHANNEL COMPLETE FIXTURE 0.3" LIGHT CHANNEL

24VDC 3W & 5W, LAZER STRIP COB™ MONOCHROMATIC COLOR

REV 04.04.25



Length Charts: Actual lengths for Light Channel .3 Surface Mount

Ordering Code (Nominal Size)	Illuminated Length (Inches)	Overall Length (Inches)	Ordering Code (Nominal Size)	Illuminated Length (Inches)	Overall Length (Inches)	Ordering Code (Nominal Size)	Illuminated Length (Inches)	Overall Length (Inches)	Ordering Code (Nominal Size)	Illuminated Length (Inches)	Overall Length (Inches)
12	12.0	13.0	41	40.8	41.8	70	69.6	70.6	96	96.0	97.0
15	14.4	15.4	44	43.2	44.2	72	72.0	73.0	99	98.4	99.4
17	16.8	17.8	46	45.6	46.6	75	74.4	75.4	101	100.8	101.8
20	19.2	20.2	48	48.0	49.0	77	76.8	77.8	104	103.2	104.2
22	21.6	22.6	51	50.4	51.4	80	79.2	80.2	106	105.6	106.6
24	24.0	25.0	53	52.8	53.8	82	81.6	82.6	108	108.0	109.0
27	26.4	27.4	56	55.2	56.2	84	84.0	85.0	111	110.4	111.4
29	28.8	29.8	58	57.6	58.6	87	86.4	87.4	113	112.8	113.8
32	31.2	32.2	60	60.0	61.0	89	88.8	89.8	116	115.2	116.2
34	33.6	34.6	63	62.4	63.4	92	91.2	92.2	118	117.6	118.6
36	36.0	37.0	65	64.8	65.8	94	93.6	94.6	120	120.0	121.0
39	38.4	39.4	68	67.2	68.2						

FOOT CANDLE CHARTS

30K 5W DIFFUSED LENS		
DISTANCE	BEAM	FOOT CANDLE
12in	15in	201 FC
18in	21in	110 FC
24in	29in	70 FC
36in	42in	35 FC

30K 5W CLEAR LENS		
DISTANCE	BEAM	FOOT CANDLE
12in	15in	273 FC
18in	21in	145 FC
24in	29in	91 FC
36in	42in	44 FC

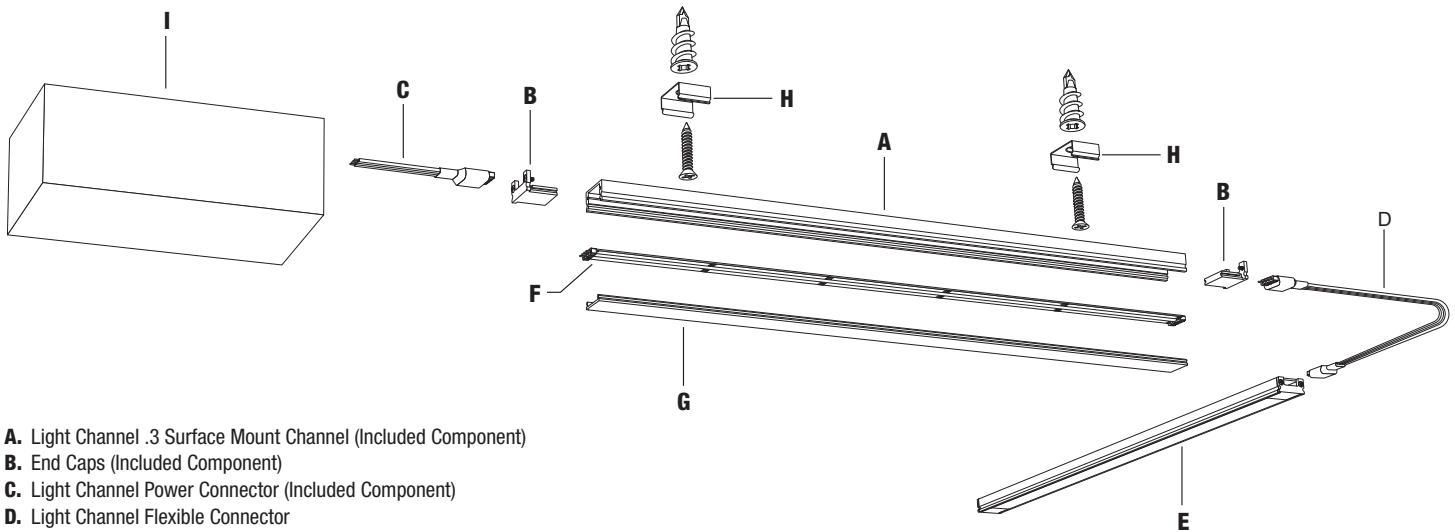
*Foot Candle Data is based off 4' Channel.

PROJECT		FIXTURE TYPE		DATE	
---------	--	--------------	--	------	--

LIGHT CHANNEL COMPLETE FIXTURE 0.3" LIGHT CHANNEL

24VDC 3W & 5W, LAZER STRIP COB™ MONOCHROMATIC COLOR

Included Components: Indoor Light Channel .3 Surface Mount system overview

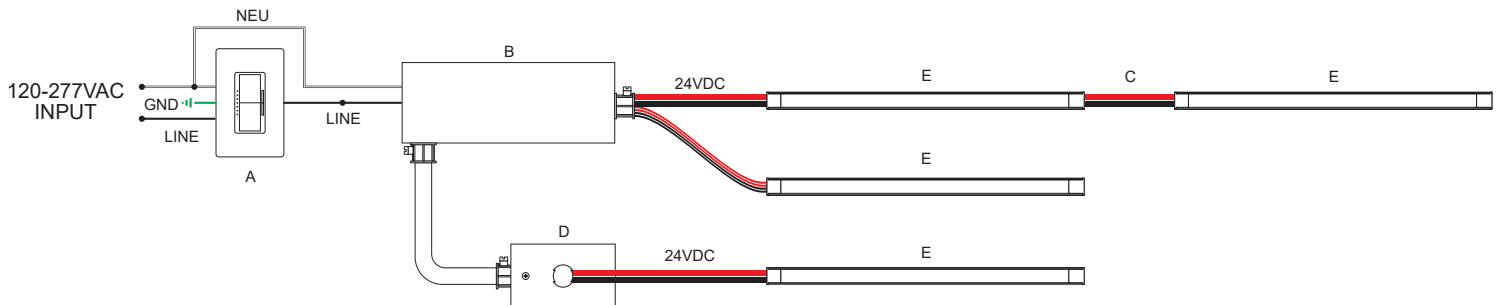


- A.** Light Channel .3 Surface Mount Channel (Included Component)
- B.** End Caps (Included Component)
- C.** Light Channel Power Connector (Included Component)
- D.** Light Channel Flexible Connector
- E.** Light Channel .3 Surface Mount Assembly
- F.** LED Lazer Strip (Included Component)
- G.** Lens (Included Component)
- H.** Mounting Clips (Included Component with every 2' of channel)
- I.** Remote Power Supply (Sold Separately)

Wiring Diagram: Electronic Low Voltage (ELV) dimming for Indoor Light Channel .3 Surface Mount

Power Supply: 120VAC input, 24VDC 96 watt output

Dimming: Dimmable with low voltage electronic dimmer using power supply above. See power supply spec sheet for additional details.
Lutron: Diva DVELV-300P; Skylark SELV-300P; Maestro MAELV-600 dimmers are recommended.



- A.** Dimmer (ELV Dimmer shown)
- B.** 96W 24VDC Power Supply PSB-96W-UNI-24VDC
- C.** Light Channel Flexible Connector
- D.** 3" Rectangle Canopy Cover 3RE-WH
- E.** Light Channel Fixture

PROJECT		FIXTURE TYPE		DATE	
---------	--	--------------	--	------	--

LIGHT CHANNEL COMPLETE FIXTURE 0.3" LIGHT CHANNEL

24VDC 3W & 5W, LAZER STRIP COB™ MONOCHROMATIC COLOR

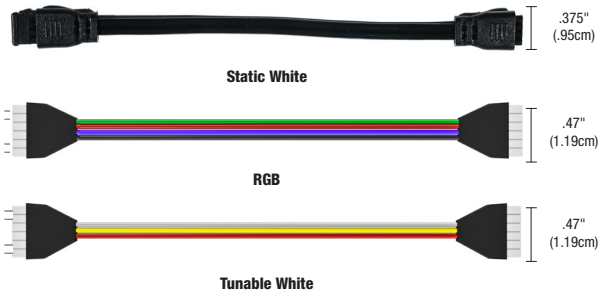
REV 04.04.25



POWER FEED CONNECTOR

Female power feed connector cord conducts power from the power supply to the male end of the Lazer strip.

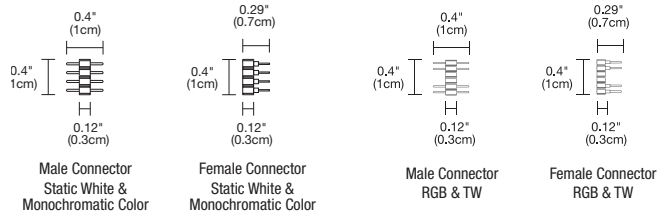
System	Type	Size	Color Temperature
LS	PFE	12FT	
LS Lazer Strip	PFE Power Feed Connector Cord	6FT 6 Feet 8FT 8 Feet 12FT 12 Feet	RGB Red, Green, & Blue TW Tunable White Leave Blank for Static White and Monochromatic Color



FLEXIBLE CONNECTOR

Flexible connectors link two sections of Lazer Strip end to end.

System	Product	Type	Size	Color Temperature
LS	CFX	CON	12IN	
LS Lazer Strip	CFX Flexible Connector	CON Connector	12IN 12 inches 72IN 72 inches	RGB Red, Green, & Blue TW Tunable White Leave Blank for Static White and Monochromatic Color



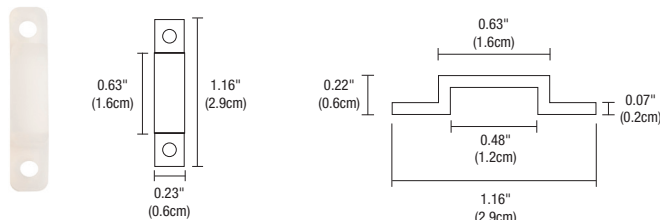
PIN CONNECTORS

Extra soldering pin connectors. Male and female.

System	Product	Type	Color Temperature
LS	ML	CON	
LS Lazer Strip	FE Female Connector ML Male Connector	CON Connector	RGB Red, Green & Blue (Tunable White compatible) Leave Blank for Static White and Monochromatic Color

TOP

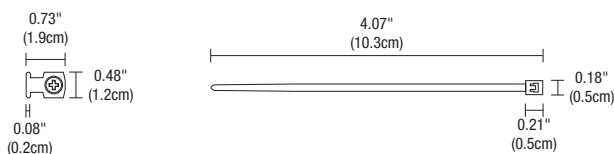
PROFILE



LAZER STRIP U-STRAP

Use every 6 - 12 inches for extra support (30/package).

Product	Type
SS	SU
SS Strip Strap	SU U-Strap



LAZER STRIP TIE STRAP

Use every 6 - 12 inches for extra support (30/package).

Product	Type
SS	ST
SS Strip Strap	ST Tie Strap

PROJECT		FIXTURE TYPE		DATE	
---------	--	--------------	--	------	--

LIGHT CHANNEL COMPLETE FIXTURE 0.3" LIGHT CHANNEL

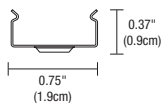
24VDC 3W & 5W, LAZER STRIP COB™ MONOCHROMATIC COLOR

REV 04.04.25

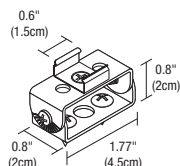
Accessories: Indoor Light Channel .3 Surface Mount, order based on lighting design or as replacement parts



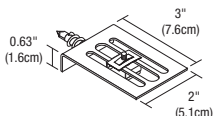
LCS.6-MCL



LCS.6-MCL



LCS.6-MCL-075

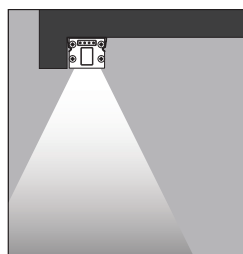


LCS.6-MCL-90

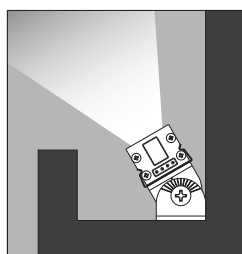
MOUNTING CLIPS

LC-MCL mounting clips are provided with every two feet of Light Channel and may be ordered separately as replacement parts. The LC-MCL-075 rotates Light Channel up to 75 degrees. LC-MCL-90 mounts Light Channel at a 90 degree angle.

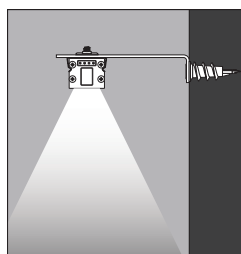
System	Product	Type
LCS.6	MCL	STANDARD (LEAVE BLANK)
LCS.6 Light Channel 0.6" Surface Mount	MCL Mounting Clip	075 Adjusts 0-75° 90 Adjusts 90°



SHOWN WITH LCS.6-MCL



SHOWN WITH LCS.6-MCL-075



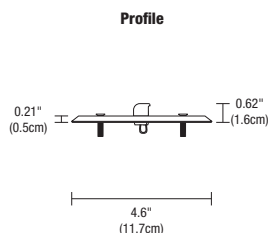
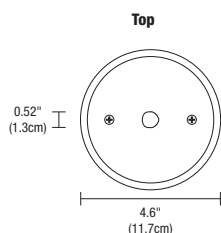
SHOWN WITH LCS.6-MCL-90

CANOPY COVER & SPLICE BOX

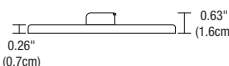
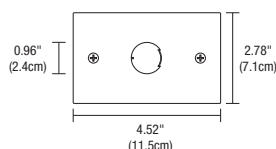
Use for remote located power supply. The 3 inch rectangle or 4 inch round white canopy covers the electrical box and feeds wires for Light Channel. The Splice Box provides a safe enclosure for low voltage connections.



4RD-WH



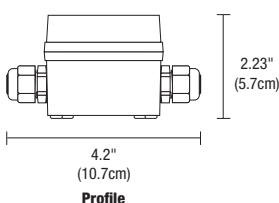
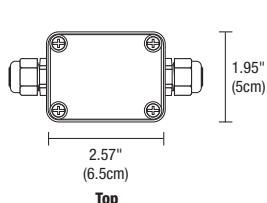
3RE-WH



Product	Finish
3RE	WH
3RE 3" Rectangle Canopy Cover	WH White
4RD 4" Round Canopy Cover	

JUNCTION BOX

Low voltage Splice Box with connectors.



Product	Type	Option
2RE	JBOX	W
2RE 2" Rectangle	JBOX Junction Box	W Wet Location

PROJECT		FIXTURE TYPE		DATE	
---------	--	--------------	--	------	--