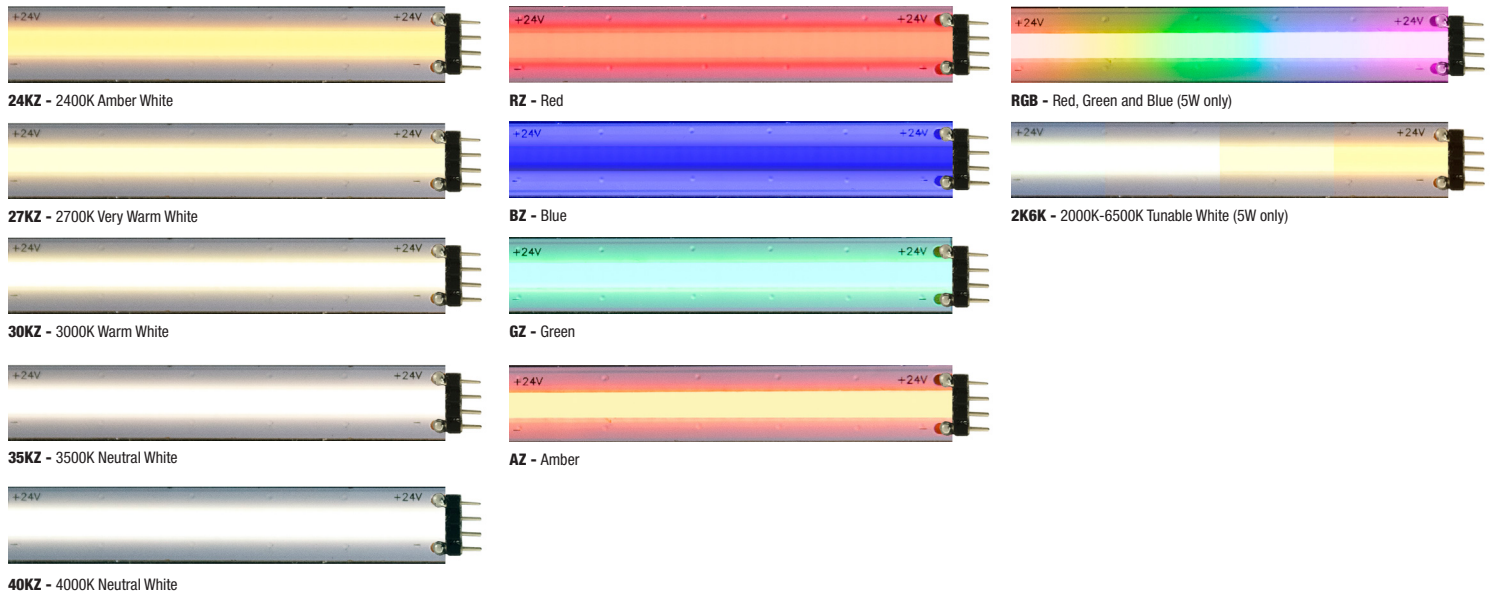


LAZER STRIP COB™

STATIC WHITE, STATIC COLOR, RGB AND TUNABLE WHITE, 3W & 5W 24VDC

DESIGNED BY GREGORY KAY | ASSEMBLED IN AMERICA | PATENT PENDING

REV 08.11.21



FEATURES & BENEFITS

- 148 LEDs per foot provide uniform light distribution without dots and low glare
- 4 pin connectors or soldered leads for fast labor during installation
- Gold Plated Contacts prevent oxidation to ensure longevity of LED
- 4 oz of copper with 12 mm wide board provides better heat dissipation and less voltage drop
- 24VDC LED Lazer Strip COB (Chip on Board) offers 5 static color temperatures all with high CRI, tunable & RGB
- Amber, Red, Blue, and Green options available
- Solid State Power Supply offers 85-90% efficiency compared to magnetic at 80%
- 50-watt power supply fits into J-Box (PS-60L-ELV-24VDC)

SPECIFICATIONS

- 24VDC LED Lazer Strip with 120° beam angle
- Available in 3.3 or 4.4 watts
- May be field-cut in 2.4" increments
- Sold in 1' long increments
- Class 2 Damp Listing; 100 watt limit per power supply

APPLICATIONS

- Indoor, damp, or dry locations
- Place on ceiling or wall
- Coves, toe-kicks, under cabinets and shelves, bookcases, drawers, pathways, accent lighting, task lighting, and general illumination

LAMP DATA:

- Average life is 50,000 hours
- Operating temperature: -22°F to 140°F (-30°C to 60°C)
- Includes a 5-year pro-rated warranty

INCLUDED COMPONENTS

- LS3 or LS5 24VDC LED Lazer Strip
- 3M™ Adhesive Tape Backing

ACCESSORIES (SOLD SEPARATELY)

- 24VDC 4 pin Jumper Connector
- Flexible Connectors
- Mounting Straps & Clips

REMOTE POWER SUPPLIES*, DIMMING & CONTROLS (SOLD SEPARATELY)

- UNI Driver: Universal Dimming (TRIAC, ELV, 0-10V)
- 0-10V
- Lutron Hi-Lume®
- DMX - Color Changing
- Electronic Low Voltage Dimming (ELV)†

*In-Wall Mounting Kits available for select power supplies

**Tunable White Requires two dimmers (one for each color temperature) or use our proprietary Tunable White Controller CDMX-1

†With nLight Dimming Do Not use ELV power supplies, use only 0-10 volt or Uni drivers power supplies

MOUNTING

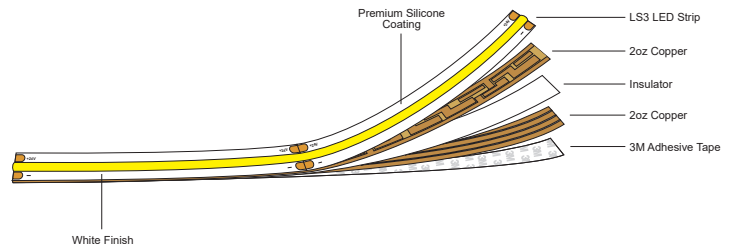

- Industrial 3M tape lines back of strip for self-adhesion to most smooth finished surfaces
- Additional 4 pin Connectors, Mounting Straps, and Clips may be needed for some applications (sold separately)

System	Type	Voltage	Length In Feet	Color Temperature
LS3	4PIN	24V	30	27KZ
LS3 Lazer Strip Commercial, 3.3 watts per foot LS5 Lazer Strip Commercial, 4.4 watts per foot	4PIN 4 Pin SE1 6' Soldered Lead, 1 End SE2 6' Soldered Leads, 2 Ends	24V 24 Volt	1-30 1-30 feet (LS3) 1-20 1-20 feet (LS5)	24KZ 2400K Amber White 27KZ 2700K Very Warm White 30KZ 3000K Warm White 35KZ 3500K Neutral White 40KZ 4000K Cool White AZ Amber BZ Blue GZ Green RZ Red 2K6K Tunable White 2000K-6500K (5W Only) RGB Red, Green & Blue (5W Only)

PROJECT	FIXTURE TYPE	DATE
---------	--------------	------

LAZER STRIP COB™

STATIC WHITE, STATIC COLOR, RGB AND TUNABLE WHITE, 3W & 5W 24VDC



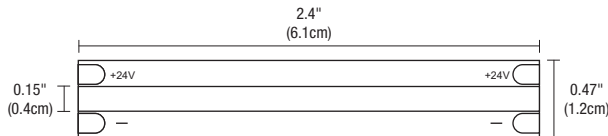
POWER CONSUMPTION PER LINEAR FOOT: Maximum length before refeeding

WATTS PER FOOT	LS3					LS5				
	3W (3.3 watts)					5W (4.4 watts)				
COLOR TEMPERATURE	24KZ	27KZ	30KZ	35KZ	40KZ	24KZ	27KZ	30KZ	35KZ	40KZ
LUMENS PER FOOT (lm/ft)	240	258	271	274	280	264	338	369	423	459
LUMENS PER WATT (lm/w)	73	78	82	83	85	60	77	84	96	85


WATTS PER FOOT	TUNABLE WHITE 2K6K									
	5w									
COLOR TEMPERATURE	20K	22K	24K	27K	30K	35K	40K	57K	65K	
LUMENS PER FOOT (lm/ft)	139	201	213	225	245	255	265	320	356	
LUMENS PER WATT (lm/w)	48	44	47	49	52	56	67	72	79	
CRI	93+	92+	94+	93+	85+	85+	85+	85+	85+	85+

LS3 24VDC LAZER STRIP (3.3 WATTS PER FOOT)																														
MAXIMUM LENGTH BEFORE REFEEDING: 30FT																														
LENGTH IN FEET	1	2	3	4	5	6	7	8	9	10	11	12	13	14	15	16	17	18	19	20	21	22	23	24	25	26	27	28	29	30
TOTAL WATTAGE	3.3	6.6	10	13.2	15	16.5	19.8	16.5	23.1	26.4	29.7	33	36.3	39.6	42.9	46.2	49.5	52.8	56.1	59.4	62.7	66	69.3	72.6	75.9	79.2	82.5	85.8	89.1	92.4

LS5 STATIC WHITE 24VDC LAZER STRIP (4.4 WATTS PER FOOT)																				
MAXIMUM LENGTH BEFORE REFEEDING: 20FT																				
LENGTH IN FEET	1	2	3	4	5	6	7	8	9	10	11	12	13	14	15	16	17	18	19	20
TOTAL WATTAGE	5	10	15	20	24	29	34	39	44	48	53	58	63	68	72	77	82	87	92	96




6' Soldered lead, 2 ends SE2



6' Soldered lead, 1 end SE1



4 Pin Connector

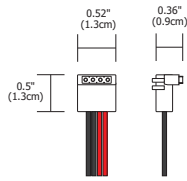


PROJECT		FIXTURE TYPE		DATE	
---------	--	--------------	--	------	--

LAZER STRIP COB™

STATIC WHITE, STATIC COLOR, RGB AND TUNABLE WHITE, 3W & 5W 24VDC

LED SOFT STRIP ACCESSORIES



B90 POWER END FEED

24VDC 4Pin

Product	Type	Size
LC	PFE	B90
LC Light Channel	PFE Power Feed	B90 Bends 90 Degrees



FLEXIBLE CONNECTOR

Available in 3, 6, 12, 36 and 96-inch versions, Soft Strip flexible connectors link two sections of Soft Strip end to end.

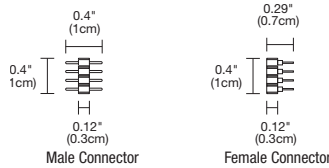
Product	Type	Size
SS	CFX	3IN
SS Soft Strip	CFX Flexible Connector	3IN 3 inches 36IN 36 inches 6IN 6 inches 96IN 96 inches 12IN 12 inches 144IN 144 inches



POWER FEED CONNECTOR CORD

The 6 foot long power feed connector cord (included with each Soft Strip) conducts power from a DC transformer to Soft Strip. It connects to the male end of the Soft Strip. The optional 12 foot long power feed connector cord (sold separately) is available for designs requiring a longer cord.

Product	Type	Size
SS	PFE	6FT
SS Soft Strip	PFE Power Feed Connector Cord	6FT 6 Foot 12FT 12 Foot

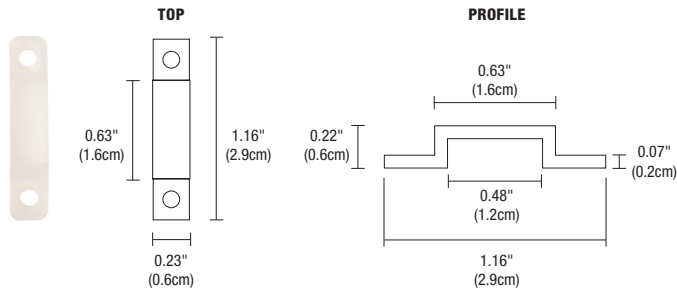


EXTRA PIN CONNECTORS

Extra soldering pin connectors. Male and female.

System	Voltage	Color Temperature
SS	ML	CON
SS Soft Strip	FE Female Connector ML Male Connector	CON Connector White

OUTDOOR 24VDC LAZER STRIP: Mounting Straps and Clips (sold separately)



LAZER STRIP U-STRAP

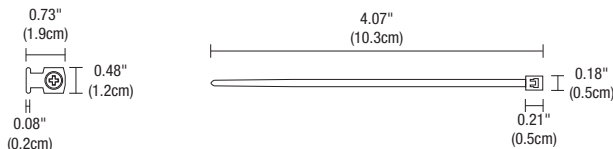
Use every 6 - 12 inches for extra support (30/package). Compatible with both Indoor and Outdoor Lazer Strips. The U-Strap is included with Outdoor Lazer Strips, and is ordered separately as a replacement part or for Indoor Lazer Strips.

Product	Type
SS	SU
SS Lazer Strip	SU U-Strap



LAZER STRIP TIE STRAP

Use every 6 - 12 inches for extra support (30/package). Compatible with both Indoor and Outdoor Lazer Strips. The Tie Strap is included with Outdoor Lazer Strips, and is ordered separately as a replacement part or for Indoor Lazer Strips.



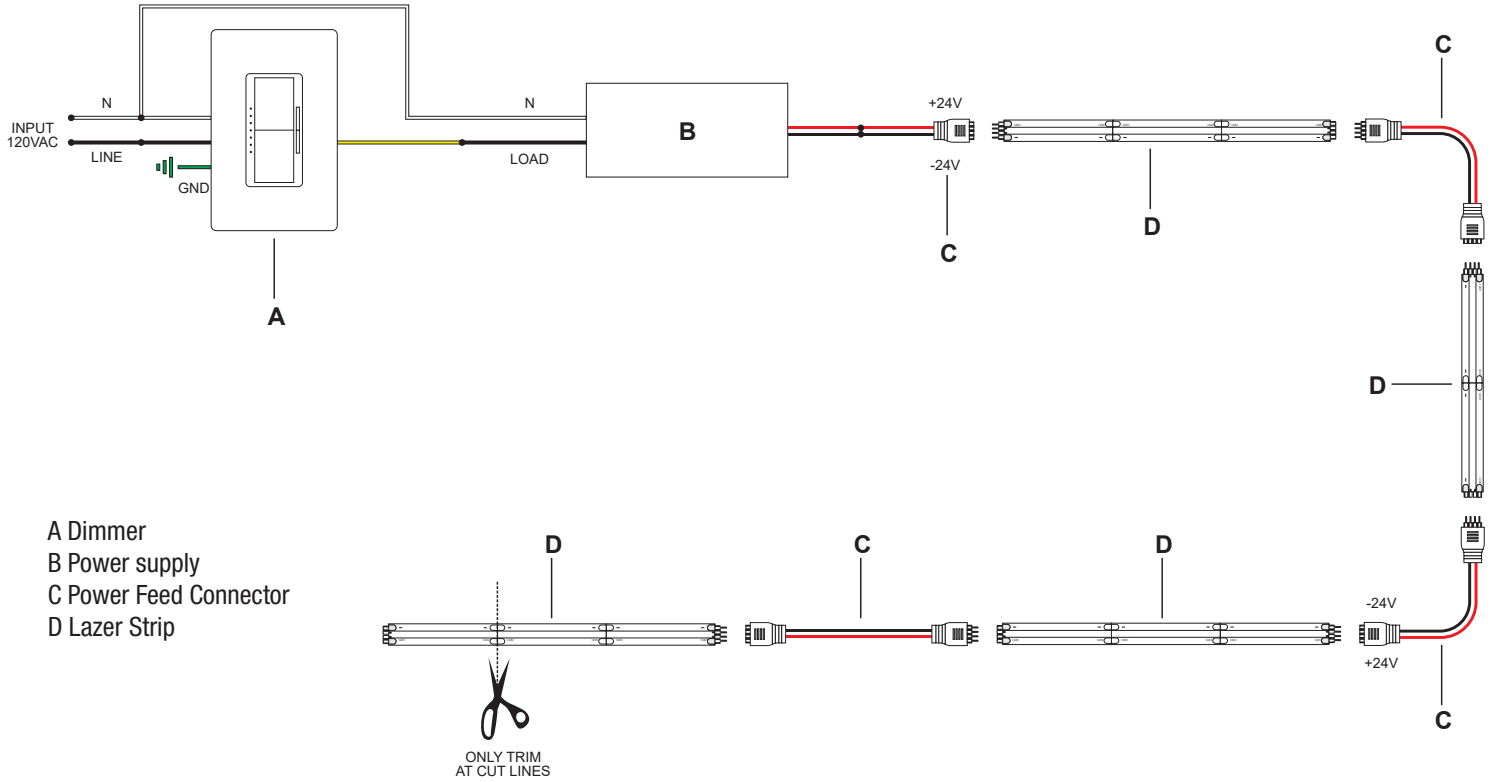
Product	Type
SS	ST
SS Lazer Strip	ST Tie Strap

PROJECT	FIXTURE TYPE	DATE
---------	--------------	------

LAZER STRIP COB™

STATIC WHITE, STATIC COLOR, RGB AND TUNABLE WHITE, 3W & 5W 24VDC

INDOOR ELECTRONIC LOW VOLTAGE DIMMING (ELV) SAMPLE WIRING DIAGRAM: The example below is using a Class 2, 24VDC 60 watts ELV Power Supply with 60 watts output. Dimming is possible but not recommended for Static White Lazer Strips. See the Power Supply comparison chart for other compatible ELV Power Supply and dimmer options.



PROJECT		FIXTURE TYPE		DATE	
---------	--	--------------	--	------	--

0-10 VOLT (010) POWER SUPPLIES & RECOMMENDED DIMMERS

ORDERING CODE	PSB-25W-010-24VDC	PSB-60W-010-24VDC	PSB-96W-010-24VDC
SPECIFICATIONS			
MAXIMUM LOAD	25W	60W	96W
INPUT VOLTAGE	120-277VAC	120-277VAC	120-277VAC
OUTPUT VOLTAGE	24VDC	24VDC	24VDC
DIMENSIONS	12.4" X 3.12" X 2.18"	12.4" X 3.12" X 2.18"	12.4" X 3.12" X 2.18"
CLASSIFICATION	CLASS 2	CLASS 2	CLASS 2
T-BAR MOUNTING	PSB-25W-010-24VDC-TB	PSB-60W-010-24VDC-TB	PSB-96W-010-24VDC-TB
IN-WALL MOUNTING	PSB-25W-010-24VDC-IW	PSB-60W-010-24VDC-IW	PSB-96W-010-24VDC-IW

0-10 VOLT (010) POWER SUPPLIES & RECOMMENDED DIMMERS

ORDERING CODE	PSB-2X96W-010-24VDC	PSB-3X96W-010-24VDC	PSB-4X96W-010-24VDC
SPECIFICATION			
MAXIMUM LOAD	2X96W	3X96W	4X96W
INPUT VOLTAGE	120-277VAC	120-277VAC	120-277VAC
OUTPUT VOLTAGE	24VDC	24VDC	24VDC
DIMENSIONS	12.15" X 6.48" X 2.18"	14" X 10" X 3"	17" X 13" X 3"
CLASSIFICATION	CLASS 2	CLASS 2	CLASS 2
T-BAR MOUNTING	PSB-2X96W-010-24VDC-TB	PSB-3X96W-010-24VDC-TB	PSB-4X96W-010-24VDC-TB
IN-WALL MOUNTING	PSB-2X96W-010-24VDC-IW	N/A	N/A

DIMMING & CONTROLS

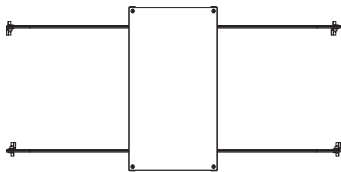
PHILIPS SUNRISE: SR1200ZTUNV	•	•	•
LUTRON DIVA: DVTV-WH, DVSTV-WH	•	•	•
LUTRON NOVA T: NTSTV-DV-XX	•	•	•
LUTRON GRAFIX EYE QS: QSGRJ-XP	•	•	•
LUTRON RADIO RA2: RRD-10ND	•	•	•
LEVITON: LEV40050	•	•	•
LEVITON IP710-LFZ	•	•	•
LEGRAND: ADPD4FBL3P2W4	•	•	•

- Flicker free dimming
- Aluminum casing for optimal heat dissipation
- Isolated output power per NEC and UL safety requirements
- UL & ETL recognized/ listed, meets UL 8750, 1310 requirements

- Auto-reset; short circuit, overload and thermal protection
- Class 2 power supply
- Efficient, High power factor > 90

*Title 24 compliant when used with JAB listed PureEdge systems.

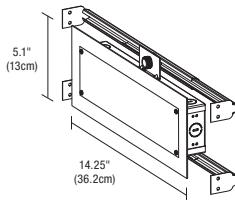
**Up + Down Light fixtures and Systems can be controlled individually or together depending on the power supply selection.



T-BAR Mounting Kit: Includes power supply, box cover, and T-bar hangers for installing Junction Box above ceiling with in easy reach. Comes with 4' of 14 gauge pair Teflon cables with quick secure connectors.

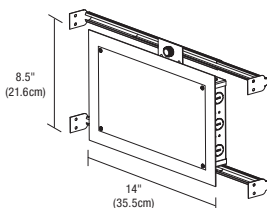
Ordering Codes:

- PSB-25W-010-24VDC-TB,
- PSB-60W-010-24VDC-TB,
- PSB-96W-010-24VDC-TB,
- PSB-2X96W-010-24VDC-TB
- PSB-3X96W-010-24VDC-TB
- PSB-4X96W-010-24VDC-TB



5.1" x 14.25" In-Wall Mounting Kit: Includes power supply, box cover and stud hangers for installing Junction Box in wall. Select "IW" in the options section of compatible power supply ordering codes if an In-Wall Mounting Kit is needed.

Ordering Codes: PSB-25W-010-24VDC-IW, PSB-60W-010-24VDC-IW, PSB-96W-010-24VDC-IW



8.5" x 14" In-Wall Mounting Kit: Includes power supply, box cover and stud hangers for installing Junction Box in wall. Select "IW" in the options section of compatible power supply ordering codes if an In-Wall Mounting Kit is needed.

Ordering Codes: PSB-2X96W-010-24VDC-IW

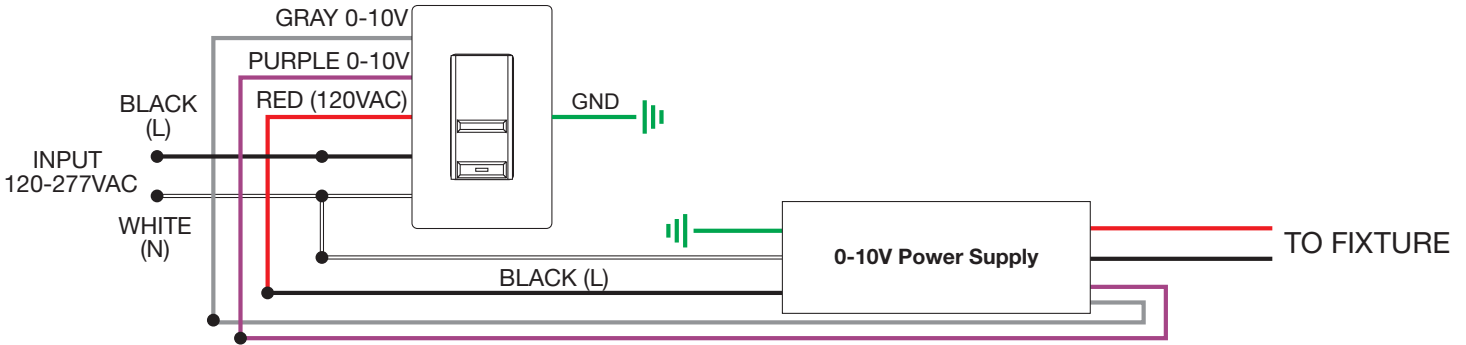
PROJECT	FIXTURE TYPE	DATE
---------	--------------	------

SAMPLE WIRING DIAGRAMS 24VDC 010

Application: 0-10V Dimming Applications For Static White and Warm Dim

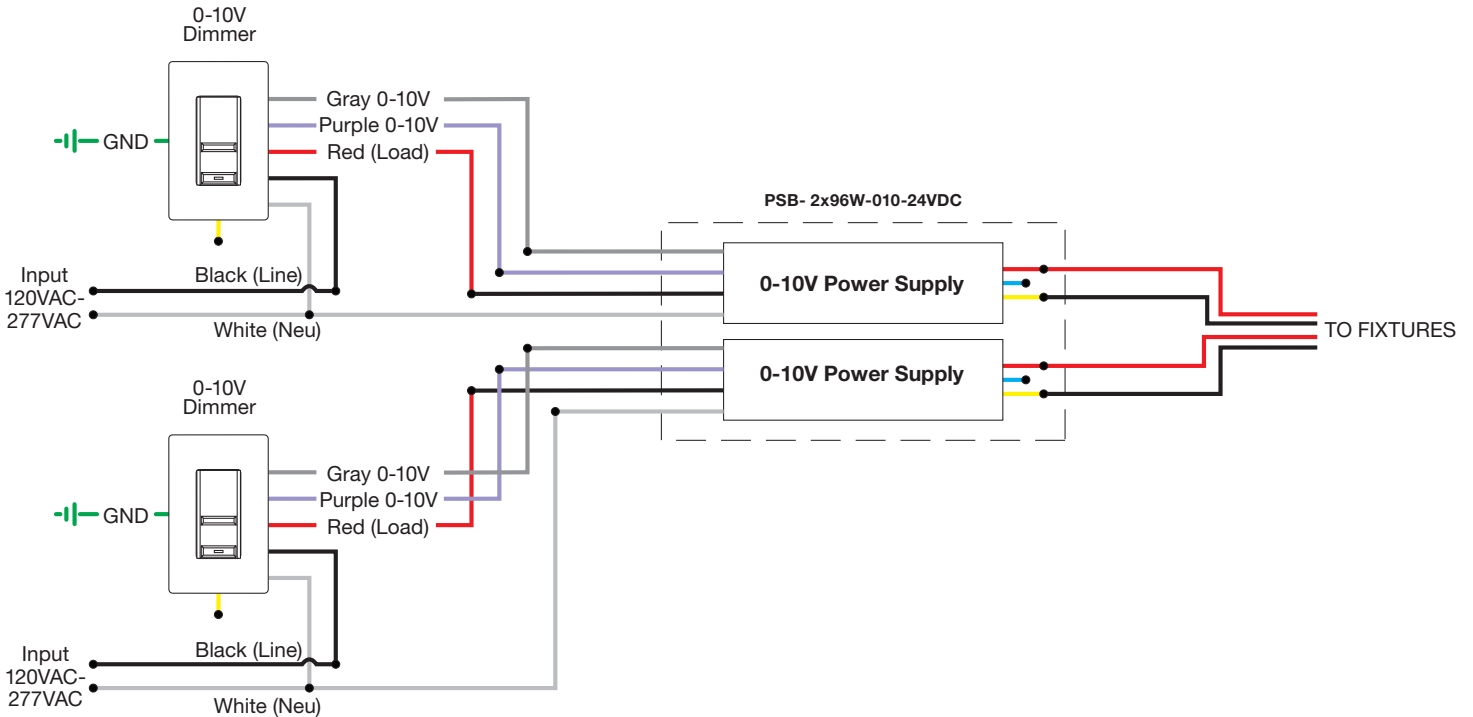
Dimming: Dimmable with 0-10V dimmers: Signify (Phillips) Sunrise: SR1200ZTUNV, Leviton Dimmers: LEV40050, IP710-LFZ, *IP710-DLZ *(Built in LED locator light) Legrand Dimmer: ADPD4FBL3P2W4 Lutron Systems: Lutron GRAFIX Eye QS Main Unit (with DRX-TVI) Radio Ra2 (with GRX-TVI)

0-10V DIMMER



Application: Dual 0-10V dimming for Static White

Dimming: Dimmable with Dual 0-10V dimmers: Signify (Phillips) Sunrise: SR1200ZTUNV, Leviton Dimmers: LEV40050, IP710-LFZ, *IP710-DLZ *(Built in LED locator light), Legrand Dimmer: ADPD4FBL3P2W4, Lutron Systems: Lutron GRAFIX Eye QS Main Unit (with DRX-TVI) Radio Ra2 (with GRX-TVI)



PROJECT	FIXTURE TYPE	DATE
---------	--------------	------

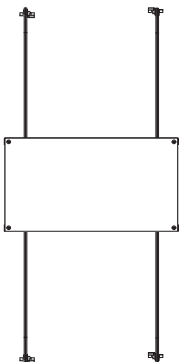
ELECTRONIC LOW-VOLTAGE (ELV) POWER SUPPLIES & RECOMMENDED DIMMERS ^{†‡}				
ORDERING CODES	PS-60L-ELV-24VDC	PSB-60W-ELV-24VDC	PSB-2X60W-ELV-24VDC	PSB-100W-ELV-24VDC
SPECIFICATIONS				
MAXIMUM LOAD	60W NON-IC, 50W-IC (FITS IN JBOX)	60W	2X60W	96W
INPUT VOLTAGE	120VAC	120VAC	120VAC	120VAC
OUTPUT VOLTAGE	24VDC	24VDC	24VDC	24VDC
DIMENSIONS	2.25" X 1.25" X 0.83"	8.125" X 2" X 1.75"	12.15" X 6.48" X 2.18"	9.25" X 3.5" X 2"
CLASSIFICATION	CLASS 2	CLASS 2	CLASS 2	CLASS 2
T-BAR MOUNTING	N/A	PSB-60W-ELV-24VDC-TB	PSB-2X60W-ELV-24VDC-TB	PSB-100W-ELV-24VDC-TB
IN WALL MOUNTING	N/A	PSB-60W-ELV-24VDC-IW	PSB-2X60W-ELV-24VDC-IW	PSB-100W-ELV-24VDC-IW
ELECTRONIC LOW-VOLTAGE (ELV) POWER SUPPLIES & RECOMMENDED DIMMERS ^{†‡}				
ORDERING CODES	PSB-2X100W-ELV-24VDC	PSB-3X100W-ELV-24VDC	PSB-4X100W-ELV-24VDC	
SPECIFICATIONS				
MAXIMUM LOAD	2X96W	3X96W	4X96W	
INPUT VOLTAGE	120VAC	120VAC	120VAC	
OUTPUT VOLTAGE	24VDC	24VDC	24VDC	
DIMENSIONS	12.15" X 6.48" X 2.18"	14" X 10" X 3"	17" X 13" X 3"	
CLASSIFICATION	CLASS 2	CLASS 2	CLASS 2	
T-BAR MOUNTING	PSB-2X100W-ELV-24VDC-TB	PSB-3X100W-ELV-24VDC-TB	PSB-4X100W-ELV-24VDC-TB	
IN WALL MOUNTING	PSB-2X100W-ELV-24VDC-IW	N/A	N/A	
DIMMING AND CONTROLS				
LUTRON DIVA: DVELV-300P	•	•	•	
LUTRON SKYLARK: SELV-300P	•	•	•	
LUTRON RADIO RA2: RRD-6NA	•	•	•	
LUTRON MAESTRO: MAELV-600	•	•	•	
LEGRAND ADORNE: ADTP-703TUM4	•	•	•	

[†]22K - 57K color temperatures are compatible with 0-10V, ELV, and Lutron Hi-Lume® Power Supplies. Warm Dim (27D, 30D) color temperatures are only compatible with ELV power supplies. Tunable White color temperature is compatible with 0-10V, ELV, DMX, and Lutron Hi-Lume® Power Supplies. Color (RGB, RGB+W) and Static Color (Amber, Blue, Green, or Red) are compatible with DMX Power Supplies.

[‡]Electrical Panels using Siemens/Murray AFCI breakers are not compatible with this ELV transformer. Use 0-10 Volt power supplies with this breaker

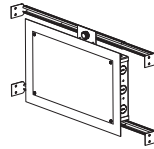
With N-Lite Dimming Do Not use ELV power supplies, use only 0-10 volt or Uni drivers power supplies

**Up + Down Light fixtures and Systems can be controlled individually or together depending on the power supply selection.



T-Bar Mounting Kit: Includes power supply, box cover, and T-bar hangers for installing Junction Box above ceiling with in easy reach. Comes with 4' of 14 gauge pair Teflon cables with quick secure connectors.

Ordering Codes : PSB-60W-ELV-24VDC-TB
 PSB-100W-ELV-24VDC-TB
 PSB-2X60W-ELV-24VDC-TB
 PSB-2X100W-ELV-24VDC-TB
 PSB-3X100W-ELV-24VDC-TB
 PSB-4X100W-ELV-24VDC-TB



In-Wall Mounting Kit: Includes power supply, box cover and stud hangers for installing Junction Box in wall. Select "IW" in the options section of compatible power supply ordering codes if an In-Wall Mounting Kit is needed.

Ordering Codes 5.1" x 14.25": PSB-60W-ELV-24VDC-IW
 PSB-100W-ELV-24VDC-IW

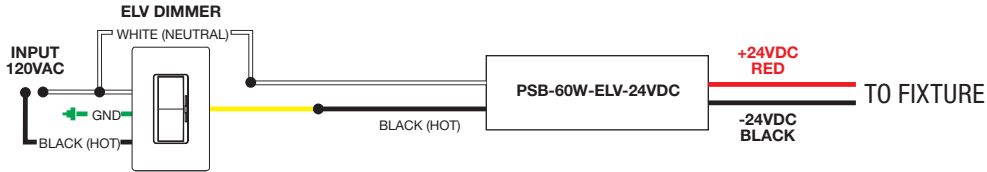
Ordering Codes 8.5" x 14.25": PSB-2X60W-ELV-24VDC-IW
 PSB-2X100W-ELV-24VDC-IW

PROJECT		FIXTURE TYPE		DATE	
---------	--	--------------	--	------	--

SAMPLE WIRING DIAGRAMS 24VDC ELV

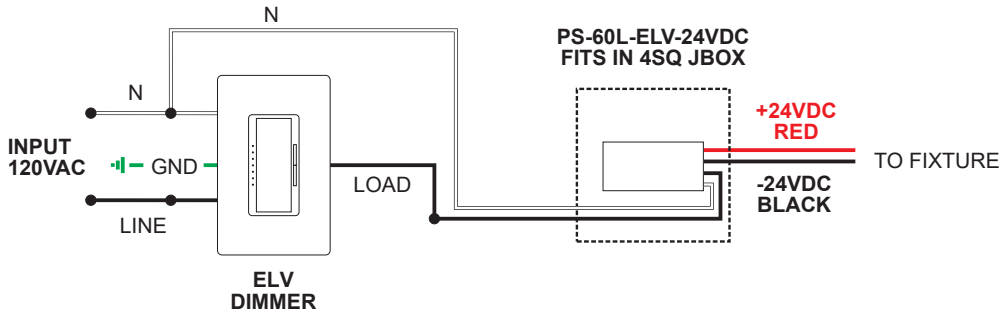
Application: ELV dimming for Static White

Dimming: Dimmable with ELV dimmer: Legrand, Adorne ADTP703TU; Lutron: Diva DVELV-300P, Skylark SELV-300P, Maestro MAELV-600 and Radio Ra 2



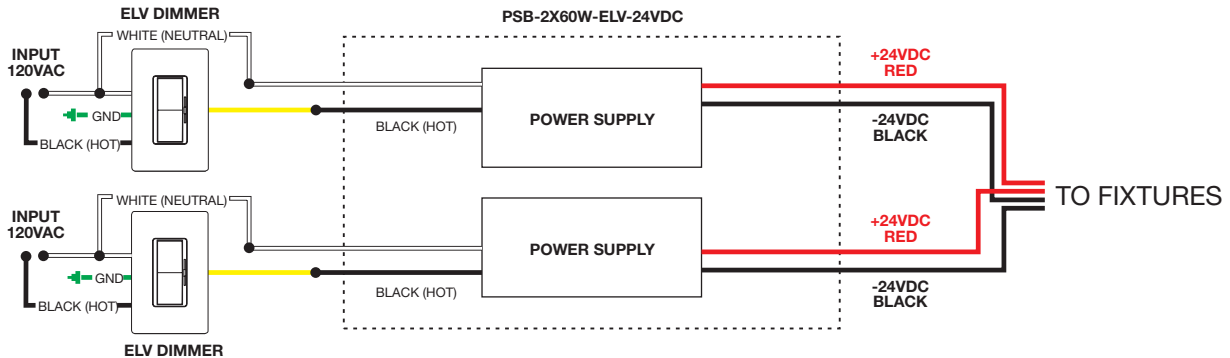
Application: ELV dimming for Static White

Dimming: Dimmable with ELV dimmer: Legrand, Adorne ADTP703TU; Lutron: Diva DVELV-300P, Skylark SELV-300P, Maestro MAELV-600 and Radio Ra 2

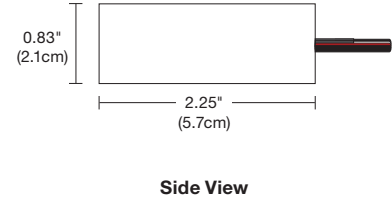
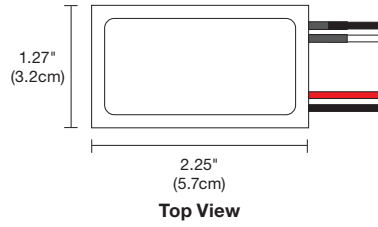



Application: Dual ELV dimming for Static White

Dimming: Dimmable with ELV dimmer: Legrand, Adorne ADTP703TU; Lutron: Diva DVELV-300P, Skylark SELV-300P, Maestro MAELV-600 and Radio Ra 2



PROJECT		FIXTURE TYPE		DATE	
---------	--	--------------	--	------	--



DESCRIPTION

Compact, lightweight remote electronic 60W/24V LED Power Supply* converts standard 120VAC voltage to 24VDC and features a Soft Start, built in short circuit protection, overload protection, and thermal overload protection. The low voltage output may be dimmed using an electronic low voltage dimmer (Reverse Phase/Trailing Edge). The Power Supply is certified to be used inside a standard Junction Box enclosure. Indoor applications only. 40 watt options available for 240V and 277V inputs.

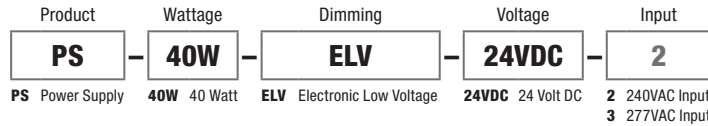
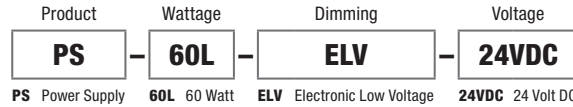
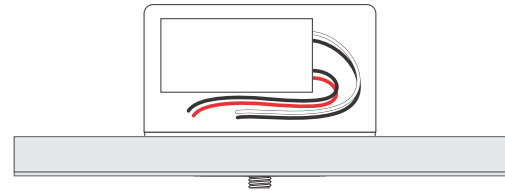
*Electrical Panels using Seimens/Murray AFCI breakers are not compatible with this ELV transformer. Use UNI driver power supplies with this breaker.
**ELV power supplies are not compatible with nLight, use only 0-10 volt or Uni driver power supplies

APPLICATIONS

Indoor*

*Maintain proper spacing among power supplies when multiple power supplies are installed in the same remote location.

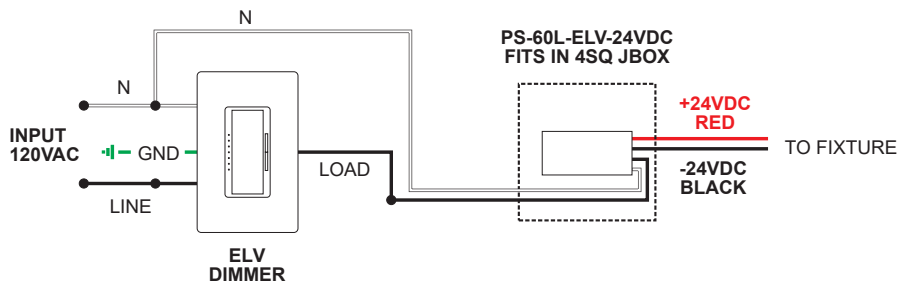
POWER INPUT	120 volts AC, 60Hz
POWER OUTPUT	Class 2; 24 volts DC 2.5A 60 watt maximum, 40 watt for 240V or 277V inputs
DIMENSIONS	2.25" x 1.27" x 0.83"
DIMMER TYPE	Electronic Low Voltage Dimmer Lutron: Diva #DVELV-300P; Skylark #SELV-300P; Maestro #MAELV-600; Legrand Adorne ADTP703TU



SAMPLE WIRING DIAGRAMS 24VDC ELV

Application: ELV dimming (Reverse Phase/Trailing Edge) for Static White

Dimming: Dimmable with ELV dimmer: Legrand Adorne ADTP703TU; Lutron: Diva DVELV-300P, Skylark SELV-300P, Maestro MAELV-600 and Radio Ra 2



PROJECT	FIXTURE TYPE	DATE	
---------	--------------	------	--

INDOOR CONSTANT VOLTAGE REMOTE POWER SUPPLIES

24VDC, UNIVERSAL DIMMING WITH ELV, TRIAC, & 0-10V FOR STATIC WHITE, WARM DIM

UNIVERSAL POWER SUPPLIES & RECOMMENDED DIMMERS

ORDERING CODE	PSB-40W-UNI-24VDC	PSB-60W-UNI-24VDC	PSB-2X40W-UNI-24VDC	PSB-2X60W-UNI-24VDC
SPECIFICATIONS				
MAXIMUM LOAD	40W	60W	2X40W	2X60W
INPUT VOLTAGE	120-277VAC	120-277VAC	120-277VAC	120-277VAC
OUTPUT VOLTAGE	24VDC	24VDC	24VDC	24VDC
DIMENSIONS	12.4" X 3.12" X 2.18"	12.4" X 3.12" X 2.18"	12.15" X 6.48" X 2.18"	12.15" X 6.48" X 2.18"
CLASSIFICATION	CLASS 2	CLASS 2	CLASS 2	CLASS 2
T-BAR MOUNTING	PSB-40W-UNI-24VDC-TB	PSB-60W-UNI-24VDC-TB	PSB-2X40W-UNI-24VDC-TB	PSB-2X60W-UNI-24VDC-TB
IN-WALL MOUNTING	PSB-40W-UNI-24VDC-IW	PSB-60W-UNI-24VDC-IW	PSB-2X40W-UNI-24VDC-IW	PSB-2X60W-UNI-24VDC-IW

UNIVERSAL POWER SUPPLIES & RECOMMENDED DIMMERS

ORDERING CODE	PSB-96W-UNI-24VDC	PSB-2X96W-UNI-24VDC	PSB-3X96W-UNI-24VDC	PSB-4X96W-UNI-24VDC
SPECIFICATIONS				
MAXIMUM LOAD	96W	2X96W	3X96W	4X96W
INPUT VOLTAGE	120-277VAC	120-277VAC	120-277VAC	120-277VAC
OUTPUT VOLTAGE	24VDC	24VDC	24VDC	24VDC
DIMENSIONS	12.4" X 3.12" X 2.18"	12.15" X 6.48" X 2.18"	14" X 10" X 3"	17" X 13" X 3"
CLASSIFICATION	CLASS 2	CLASS 2	CLASS 2	CLASS 2
T-BAR MOUNTING	PSB-96W-UNI-24VDC-TB	PSB-2X96W-UNI-24VDC-TB	PSB-3X96W-UNI-24VDC-TB	PSB-4X96W-UNI-24VDC-TB
IN-WALL MOUNTING	PSB-96W-UNI-24VDC-IW	PSB-2X96W-UNI-24VDC-IW	NA	NA

ELV DIMMING & CONTROLS

LUTRON DIVA: DVELV-300P	•	•	•	•
LUTRON SKYLARK: SELV-300P	•	•	•	•
LUTRON RADIO RA2: RRD-6NA	•	•	•	•
LUTRON MAESTRO: MAELV-600	•	•	•	•
LEGRAND ADORNE: ADTP-703TUM4	•	•	•	•

0-10 DIMMING & CONTROLS

PHILIPS SUNRISE: SR1200ZTUNV	•	•	•	•
LUTRON DIVA: DVTW-WH, DVSTV-WH	•	•	•	•
LUTRON NOVA T: NTSTV-DV-XX	•	•	•	•
LUTRON GRAFIX EYE QS: QSGRJ-XP	•	•	•	•
LUTRON RADIO RA2: RRD-10ND	•	•	•	•
LEVITON: LEV40050	•	•	•	•
LEVITON IP710-LFZ	•	•	•	•
LEGRAND: ADPD4FBL3P2W4	•	•	•	•

TRIAC DIMMING & CONTROLS

LUTRON SKYLARK: S2-L-WH	•	•	•	•
LUTRON DIVA DVLV-600P-WH	•	•	•	•
LUTRON DIVA DVLV-603P-WH	•	•	•	•
LUTRON MAESTRO MALV-600-WH	•	•	•	•
LUTRON MAESTRO MALV-1000-WH	•	•	•	•
LUTRON MAESTRO MA-R-XX	•	•	•	•

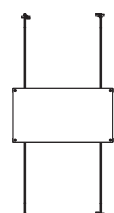
- Flicker free dimming
- Aluminum casing for optimal heat dissipation
- Isolated output power per NEC and UL safety requirements
- UL & ETL recognized/ listed, meets UL 8750, 1310 requirements
- Auto-reset; short circuit, overload and thermal protection
- Class 2 power supply
- Efficient, High power factor > 0.90

*Title 24 with JAB listed PureEdge products and systems

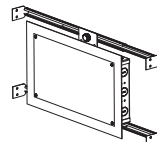
*Tunable White requires Dual power Supplies and Controls. For single control use with our proprietary Tunable White Controller CDMX-1, refer to Universal Tunable White Power Supply Specifications. Up + Down Light fixtures and Systems can be controlled individually or together depending on the power supply selection.

- The Solid State Constant Voltage Uni-Power Supply is compatible with most commercially available Dimmers:
 - Triac Dimmer: (Forward Phase) Typically used for the dimming of Incandescent and Low Voltage Magnetic Transformers
 - ELV Dimmer: (Reverse Phase) Dimming of Electronic Low Voltage Transformers and Power Supplies used for LED lighting
 - 0-10 Dimmer: Dims the Low Voltage side of a 0-10 volt power supply commonly used in large scale lighting or commercial applications.
- The Uni-Power Supply is recommended with any Siemens/Murray brand of arc fault breaker to overcome the issues with tripping the breakers with an ELV LED Low Voltage Drivers.

T-BAR Mounting Kit: Includes power supply, box cover, and T-bar hangers for installing Junction Box above ceiling with in easy reach. Comes with 4' of 14 gauge pair Teflon cables with quick secure connectors.



Ordering Codes : PSB-40W-UNI-24VDC-TB, PSB-60W-UNI-24VDC-TB, PSB-96W-UNI-24VDC-TB, PSB-2X40W-UNI-24VDC-TB, PSB-2X60W-UNI-24VDC-TB, PSB-2X96W-UNI-24VDC-TB, PSB-3X96W-UNI-24VDC-TB, PSB-4X96W-UNI-24VDC-TB



In-Wall Mounting Kit: Includes power supply, box cover and stud hangers for installing Junction Box in wall. Select "IW" in the options section of compatible power supply ordering codes if an In-Wall Mounting Kit is needed.

Ordering Codes 5.1" x 14.25": PSB-40W-UNI-24VDC-IW, PSB-60W-UNI-24VDC-IW, PSB-96W-UNI-24VDC-IW

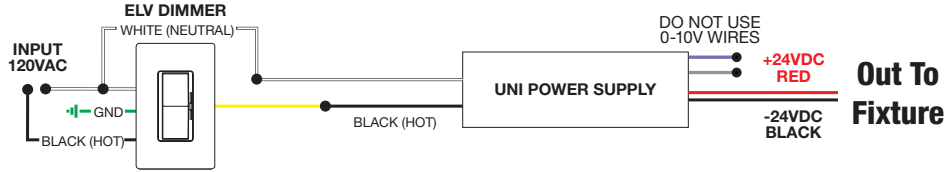
Ordering Codes 8.5" x 14.25": PSB-2X40W-UNI-24VDC-IW, PSB-2X60W-UNI-24VDC-IW, PSB-2X96W-UNI-24VDC-IW

PROJECT	FIXTURE TYPE	DATE
---------	--------------	------

WIRING DIAGRAMS UNIVERSAL POWER SUPPLY

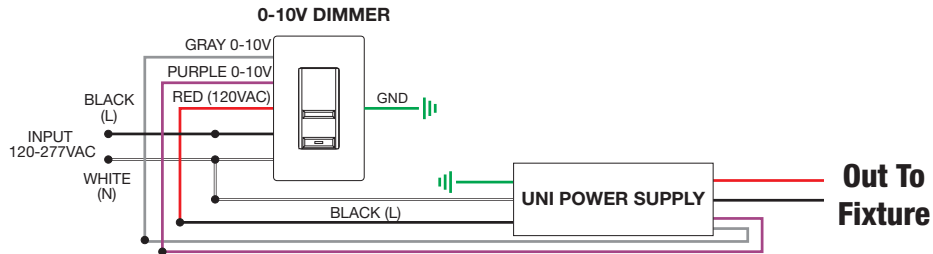
Application: ELV dimming for Static White and Warm Dim

Dimming: Dimmable with ELV dimmer: Legrand, Adorne ADTP703TU; Lutron: Diva DVELV-300P, Skylark SELV-300P, Maestro MAELV-600 and Radio Ra 2



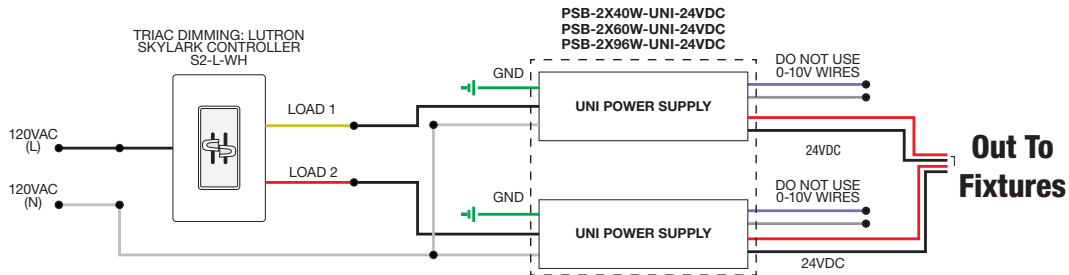
Application: 0-10V dimming for Static White

Dimming: Dimmable with 0-10V dimmer: Philips Sunrise: SR1200ZTUNV; Lutron Diva: DVTV-WH, DVSTV-WH; Lutron Nova T: NTSTV-DV-XX; Lutron Grafix EYE QS: QSGRJ-XP; Lutron Radio Ra2: RRD-10ND; Leviton: LEV40050; Leviton IP710-LFZ; Legrand: ADPD4FBL3P2W4



Application: Triac dimming for two power supplies, use for Static White

Dimming: Dimmable with Triac dimmer: Lutron: Skylark S2-L



PROJECT		FIXTURE TYPE		DATE	
---------	--	--------------	--	------	--

INDOOR TUNABLE WHITE 0-10V 96 WATT LED POWER SUPPLY

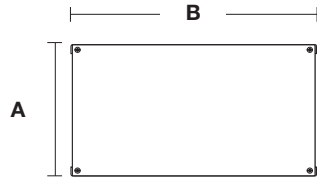
24VDC INDOOR CONSTANT VOLTAGE, TWO CHANNEL CONTROLS, FOR INTENSITY AND COLOR TEMPERATURE

DESIGNED BY GREGORY KAY | ASSEMBLED IN AMERICA

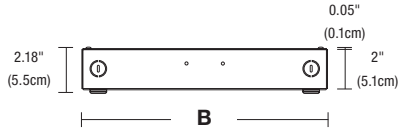
REV 08.11.21



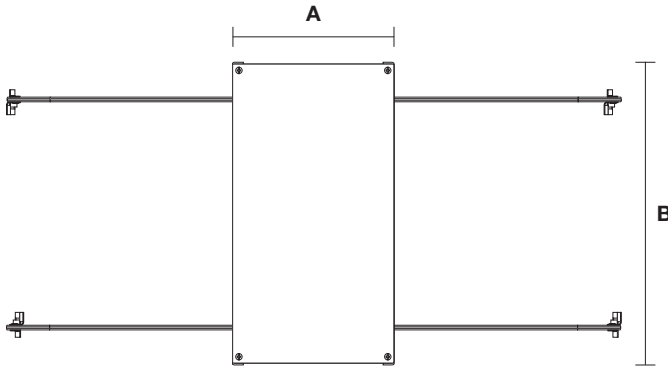
PSB-96W-010-24VDC-2XK



TOP VIEW



SIDE VIEW



PSB-96W-010-24VDC-2XK-TB
(T-BAR GRID CEILING)

STANDARD & T-BAR DIMENSIONS		
	A	B
PSB-96W-010-24VDC-2XK	6.48"	12.15"
PSB-2X96W-010-24VDC-2XK	10"	14"
PSB-3X96W-010-24VDC-2XK	13"	17"
PSB-4X96W-010-24VDC-2XK	13"	17"

DESCRIPTION

Accepts input voltage in a range of 120 - 277VAC and outputs 24VDC power up to 96 watts. The low voltage output dims down to 1% when two additional wires are connected to a 0-10V dimmer. The enclosure provides a space inside for electrical connections. In-Wall Power Supply Kit includes power supply, box cover and stud hangers. T-Bar Mounting Kit includes power supply, box cover, and T-bar hangers for installing Junction Box above ceiling with in easy reach. Comes with 4' of 14 gauge pair Teflon cables with quick secure connectors. Power Supply features short circuit, overload and over temperature protection.

APPLICATIONS

Indoor, Damp Location

MOUNTING

Surface mounted with conduit access

POWER INPUT

120-277VAC

POWER OUTPUT

Class 2; 24 volts DC 4A, up to 96 watts maximum

EFFICIENCY

90%

AMBIENT OPERATING TEMPERATURE

-25° C to 40° C

DIMMING

#1 Controls the intensity. #2 Controls the Color Temperature. 0-10V (dimmer needs to be capable to dim to 0% without ON/OFF switch)

DIMMING CURVE

Linear, Logarithmic 100% - 0% (HydraDrive)

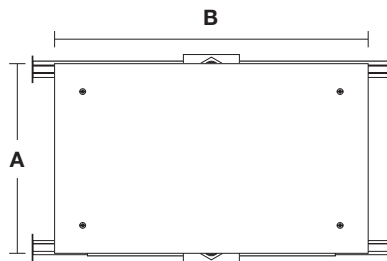
COMPLIANCE

Made in the USA, UL, CE, Title 28, Plenum for use in Accordance with UL 2043. *Title 24 with JA8 listed PureEdge products and systems

Product	Wattage	Dimming	Voltage	Color Temperature	Options
PSB	96W	010	24VDC	2XK	STANDARD (Leave Blank)
PSB Power Supply with Enclosure Box with Tunable White 0-10V Controller	96W 96 Watts 2X96W 2x96 Watts 3X96W 3x96 Watts 4X96W 4x96 Watts	010 0-10 Volt Dimming	24VDC 24 Volt DC	2XK Tunable White	TB T-Bar Grid Ceiling IW* In-Wall Kit *96 watts only



PSB-96W-010-24VDC-2XK-IW



PSB-96W-010-24VDC-2XK-IW (IN WALL KIT)

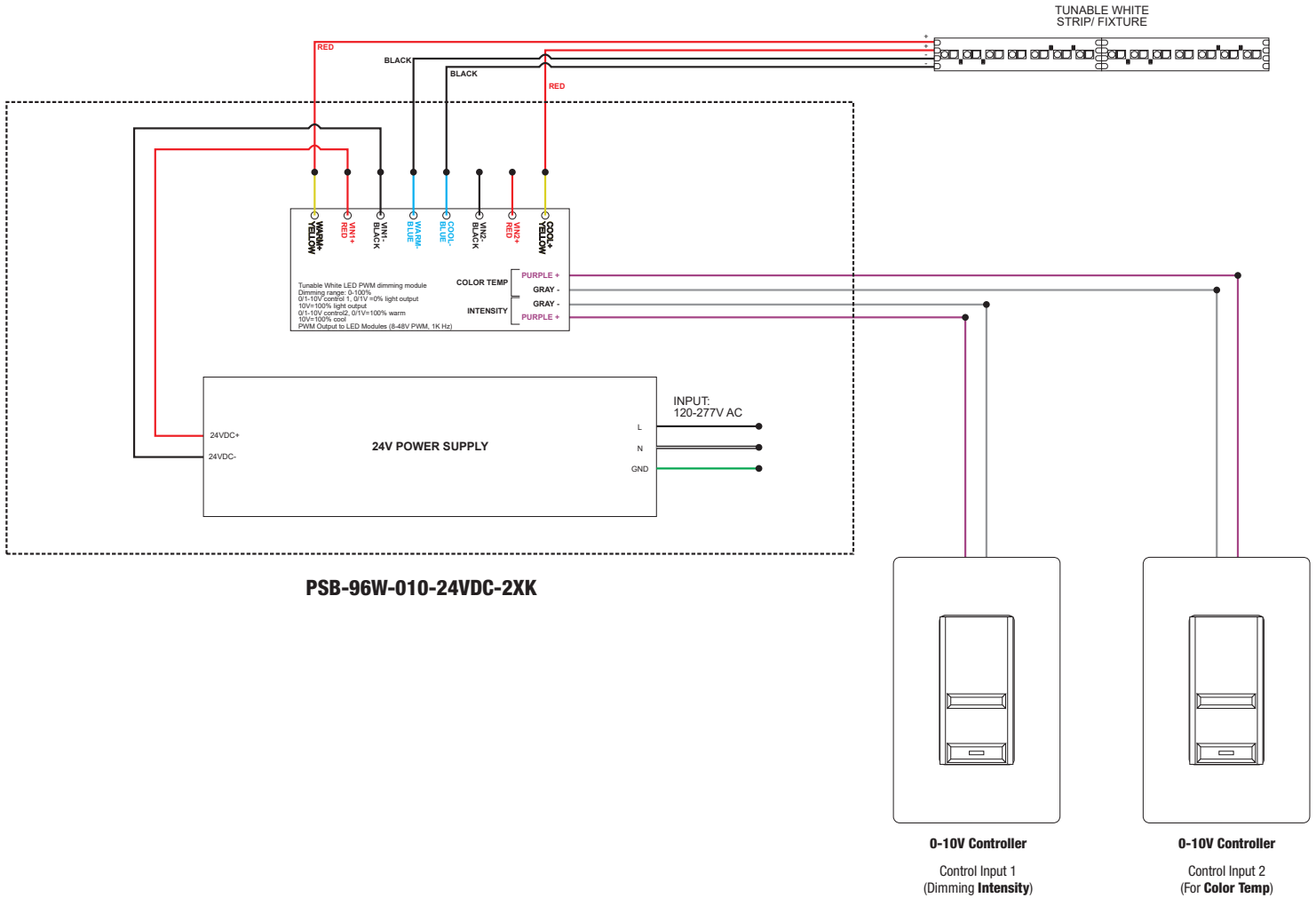
IN-WALL DIMENSIONS		
	A	B
PSB-96W-010-24VDC-2XK-IW	8.5"	14.25"

PROJECT	FIXTURE TYPE	DATE
---------	--------------	------

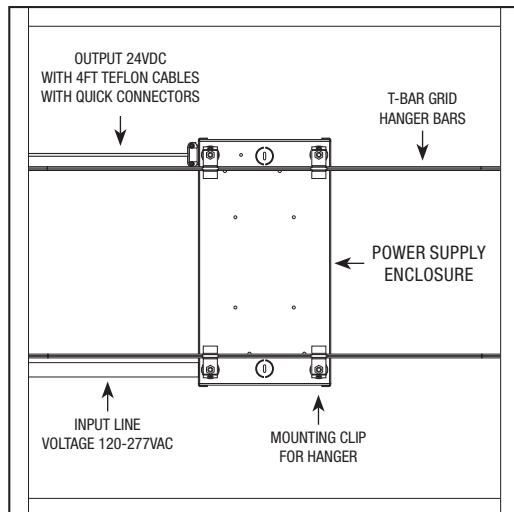
INDOOR TUNABLE WHITE 0-10V 96 WATT LED POWER SUPPLY

24VDC INDOOR CONSTANT VOLTAGE, TWO CHANNEL CONTROLS, FOR INTENSITY AND COLOR TEMPERATURE

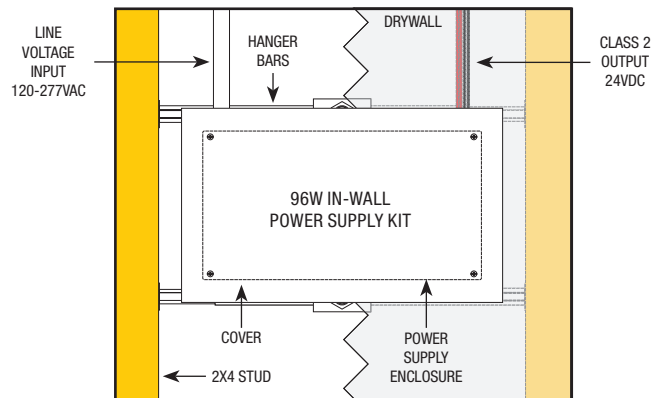
Application: 0-10V dimming for Tunable White LED Strip/Fixture



T-BAR GRID CEILING



IN WALL KIT

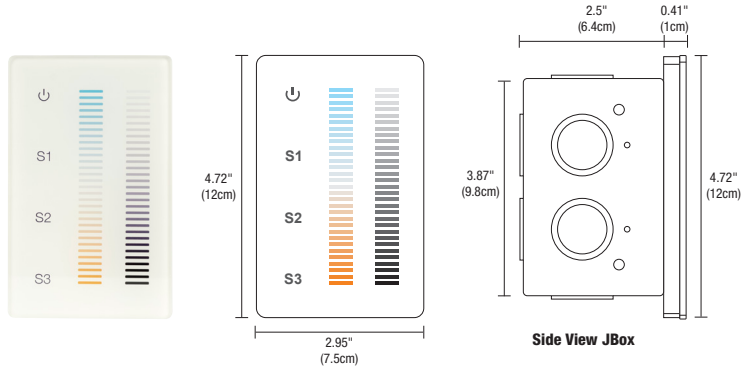


PROJECT		FIXTURE TYPE		DATE	
---------	--	--------------	--	------	--

TUNABLE WHITE DMX CONTROLLER AND POWER SUPPLIES

24VDC INDOOR CONSTANT VOLTAGE POWER SUPPLIES WITH DRIVERS

REV 08.11.21



DESCRIPTION:

The Tunable White Touch Controller offers fast and accurate Color Temperature adjustment and the ability to regulate the Brightness Independently. The modern Glass faceplate features illuminated indicators, and a back-lit night light that softly illuminates the controller when powered off. Designed for Tunable White, and dual-color LED installations within a single zone. The two Vertical Touch sliders are precise and sensitive, allowing you to fine-tune your perfect Color Temperature at any point between **2000K** (Sunset) to **6500K** (Daylight White) while selecting over 250 levels of Brightness in a smooth, uninterrupted transition. Create Thousands of White Color Combinations while maintaining even Brightness and overall saturation. Easily save three pre-set scenes for different times of the day. Support health, performance, and general well-being using Human-Centric lighting by fine-tuning the biological effects that light has on the circadian cycle using the latest in LED technology. Includes a power adapter that fits behind the controller within a standard junction box and fits inside a standard single-gang receptacle (not for use in a multi-gang box). Use with an insulated, 24 AWG stranded, tinned copper wire (Belden #9841). Power Supplies are Sold Separately. Includes a 5 year pro-rated warranty.

APPLICATIONS:

Indoor

OUTPUT SIGNAL:

USITT DMX 512 (1990)

INSTALLATION:

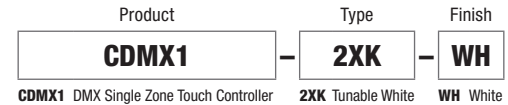
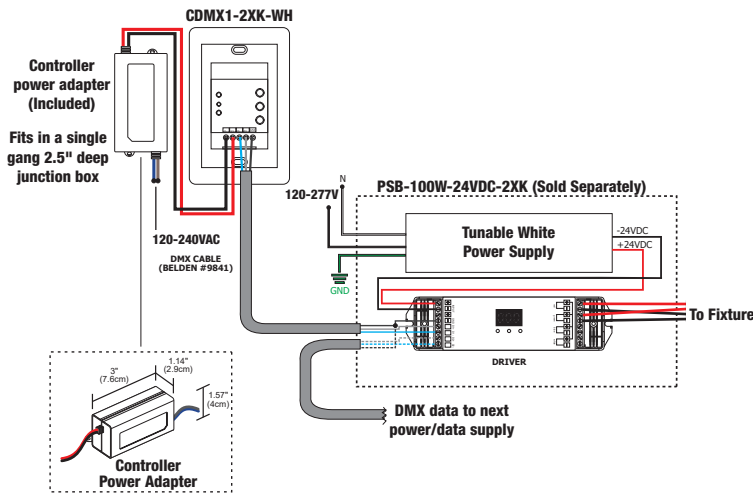
Fits in a single gang 2.5" deep junction box. Not compatible with multi-gang boxes.

LABELS:

ROHS, FCC, Damp Location, ETL/UL

POWER INPUT:

120-240VAC

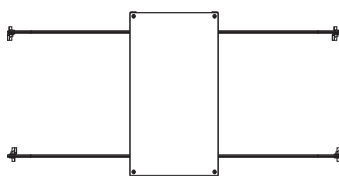


COLOR CHANGING (DMX) POWER SUPPLIES

ORDERING CODE	PSB-100W-24VDC-2XK	PSB-2X100W-24VDC-2XK	PSB-3X100W-24VDC-2XK	PSB-4X100W-24VDC-2XK
SPECIFICATIONS				
MAXIMUM LOAD OF LED STRIP LENGTH	100W 5 WATTS - 20FT MAX. 10 WATTS - 10FT MAX.	2X100W 5 WATTS 2 X 20FT MAX. 10 WATTS - 2 X 10FT MAX.	3X100W 5 WATTS 3 X 20FT MAX. 10 WATTS - 3 X 10FT MAX.	4X100W 5 WATTS 4 X 20FT MAX. 10 WATTS - 4 X 10FT MAX.
INPUT VOLTAGE	120-277VAC	120-277VAC	120-277VAC	120-277VAC
OUTPUT VOLTAGE	24VDC	24VDC	24VDC	24VDC
DIMENSIONS	12.4" X 6.48" X 2.18"	14" X 10" X 3"	17" X 10" X 3"	17" X 10" X 3"
CLASSIFICATION	CLASS 2	CLASS 2	CLASS 2	CLASS 2
T-BAR MOUNTING	PSB-100W-24VDC-2XK-TB	PSB-2X100W-24VDC-2XK-TB	PSB-3X100W-24VDC-2XK-TB	PSB-4X100W-24VDC-2XK-TB
IN-WALL MOUNTING	PSB-100W-24VDC-2XK-IW	NA	NA	NA
DMX TUNABLE WHITE DIMMING & CONTROLS				
TUNABLE WHITE TOUCH CONTROLLER (CDMX1-2XK)	•	•	•	•

- Flicker free dimming
- Aluminum casing for optimal heat dissipation
- Isolated output power per NEC and UL safety requirements
- UL & ETL recognized/ listed, meets UL 8750, 1310 requirements

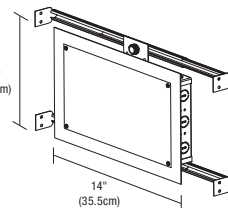
- Auto-reset; short circuit, overload and thermal protection
- Class 2 power supply
- Efficient, High power factor > 0.90



T-BAR Mounting Kit: Includes power supply, box cover, and T-bar hangers for installing Junction Box above ceiling with in easy reach. Comes with 4ft of 14 gauge pair Teflon cables with quick secure connectors.

Ordering Codes:

- PSB-100W-24VDC-2XK-TB
- PSB-2x100W-24VDC-2XK-TB
- PSB-3x100W-24VDC-2XK-TB
- PSB-4x100W-24VDC-2XK-TB



8.5" x 14" In-Wall Mounting Kit: Includes power supply, box cover and stud hangers for installing Junction Box in wall. Select "IW" in the options section of compatible power supply ordering codes if an In-Wall Mounting Kit is needed.

Ordering Codes:

- PSB-100W-24VDC-2XK-IW

PROJECT	FIXTURE TYPE	DATE
---------	--------------	------

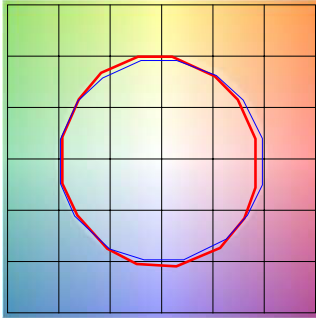
TM30 DATA

STATIC WHITE, STATIC COLOR, RGB AND TUNABLE WHITE, 3W & 5W 24VDC

TM-30-15 DATA: The data below is for LS3 and LS5 bare Lazer Strips. Consistent color temperatures throughout a single strip and among multiple strips is possible through a 3 phase binning process in which each order is inspected with a color meter to ensure uniformity.

2400K | Rf: 90.1 | Rg: 99.9

Color Vector Graphic

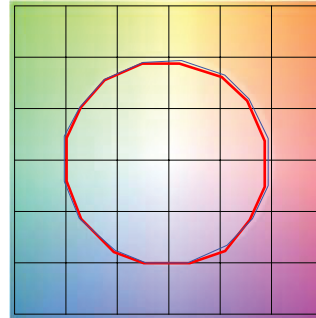


■ Test ■ Reference

HUE BIN	Rf	GRAPHIC SHIFTS %	
		CHROMA	HUE
1	87.8	-5.8%	-0.5%
2	88.6	-4.7%	3.9%
3	85.2	-1.1%	6.5%
4	92.1	1.4%	3.8%
5	94.6	3.0%	3.2%
6	92.7	4.5%	0.4%
7	91.3	0.7%	-4.7%
8	95.7	0.3%	-2.3%
9	94.8	-2.2%	-0.8%
10	93.1	-2.5%	2.2%
11	91.7	1.0%	4.7%
12	88.4	3.0%	0.4%
13	87.6	4.3%	-9.4%
14	81.0	3.1%	-11.6%
15	89.8	-0.8%	-6.7%
16	83.9	-4.9%	-9.7%

2700K | Rf: 92.4 | Rg: 98.0

Color Vector Graphic

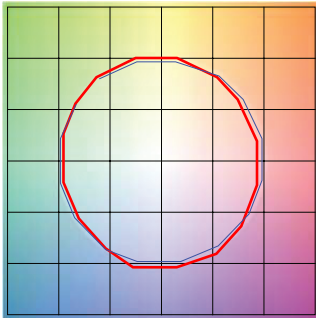


■ Test ■ Reference

HUE BIN	Rf	GRAPHIC SHIFTS %	
		CHROMA	HUE
1	90.6	-4.5%	-0.4%
2	92.6	-3.4%	1.4%
3	91.9	-2.2%	3.0%
4	94.6	-2.3%	1.2%
5	95.3	-1.1%	2.6%
6	96.9	0.4%	0.9%
7	94.7	-2.2%	-1.1%
8	97.9	-0.5%	0.7%
9	95.0	-2.1%	1.4%
10	91.7	-1.5%	4.4%
11	90.2	0.4%	6.4%
12	90.5	3.6%	0.5%
13	92.4	2.0%	-4.6%
14	88.7	2.9%	-7.5%
15	92.4	-1.6%	-3.4%
16	86.4	-2.6%	-9.0%

3000K | Rf: 90.7 | Rg: 99.7

Color Vector Graphic

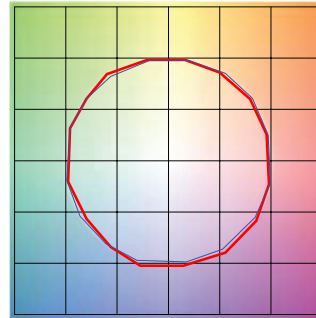


■ Test ■ Reference

HUE BIN	Rf	GRAPHIC SHIFTS %	
		CHROMA	HUE
1	89.6	-5.1%	-0.6%
2	90.8	-3.7%	2.9%
3	87.7	-1.3%	5.6%
4	92.7	-0.1%	3.1%
5	94.3	1.7%	3.1%
6	94.2	3.0%	-0.3%
7	92.6	-0.7%	-3.4%
8	97.1	-0.3%	-1.4%
9	94.6	-2.4%	1.0%
10	90.4	-2.1%	4.8%
11	87.6	0.5%	7.9%
12	88.6	4.7%	2.0%
13	91.4	3.6%	-4.1%
14	86.8	4.6%	-8.4%
15	91.0	-0.7%	-4.9%
16	84.1	-2.5%	-11.0%

3500K | Rf: 92.5 | Rg: 101.2

Color Vector Graphic

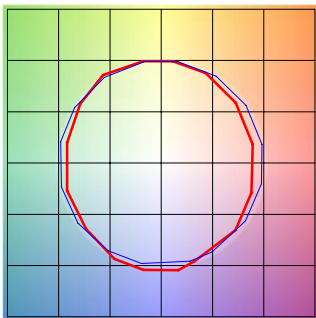


■ Test ■ Reference

HUE BIN	Rf	GRAPHIC SHIFTS %	
		CHROMA	HUE
1	94.2	-2.3%	-0.8%
2	95.6	-1.8%	0.9%
3	92.1	-0.7%	3.3%
4	93.8	-0.5%	2.5%
5	93.2	-0.6%	2.3%
6	95.0	2.6%	0.5%
7	96.2	-0.2%	-1.0%
8	97.3	-0.1%	-1.4%
9	95.1	-1.7%	1.9%
10	89.5	-2.4%	5.7%
11	85.0	1.2%	8.4%
12	89.8	4.8%	4.1%
13	94.8	3.0%	-0.1%
14	90.9	5.9%	-3.3%
15	91.8	2.1%	-4.3%
16	89.1	1.1%	-6.2%

2000K ONLY (2K6K/27K6) | Rf: 84.3 | Rg: 96.9

Color Vector Graphic

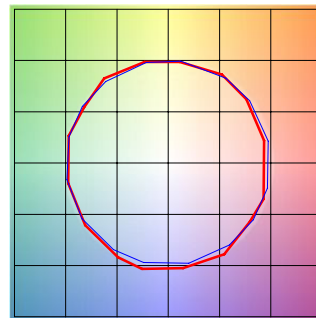


■ Test ■ Reference

HUE BIN	Rf	GRAPHIC SHIFTS %	
		CHROMA	HUE
1	80.3	-8.9%	1.7%
2	79.7	-7.0%	7.8%
3	78.9	-2.9%	10.0%
4	89.5	-0.5%	5.1%
5	94.4	0.7%	1.7%
6	92.1	2.4%	-0.3%
7	89.4	-2.4%	-5.9%
8	89.7	-6.4%	-0.2%
9	86.0	-4.9%	4.6%
10	81.8	-3.4%	9.3%
11	83.1	3.3%	9.7%
12	85.8	5.6%	3.3%
13	85.6	6.2%	-12.8%
14	61.7	-1.9%	-19.0%
15	79.7	-3.3%	-12.9%
16	78.1	-7.9%	-10.6%

3000K (2K6K/27K6) | Rf: 90.2 | Rg: 101.4

Color Vector Graphic



■ Test ■ Reference

HUE BIN	Rf	GRAPHIC SHIFTS %	
		CHROMA	HUE
1	90.9	-3.8%	1.3%
2	91.7	-1.9%	3.3%
3	88.7	0.7%	5.1%
4	92.4	-1.0%	0.7%
5	92.9	0.9%	1.7%
6	93.1	3.3%	-0.6%
7	91.0	-1.8%	-0.4%
8	97.0	0.2%	-1.1%
9	92.8	-0.5%	3.6%
10	88.3	1.0%	7.0%
11	87.1	3.8%	7.8%
12	87.6	6.5%	-0.3%
13	89.3	3.6%	-6.3%
14	86.1	4.5%	-9.1%
15	91.6	-1.9%	-3.1%
16	83.8	-1.5%	-11.2%

PROJECT	FIXTURE TYPE	DATE
---------	--------------	------

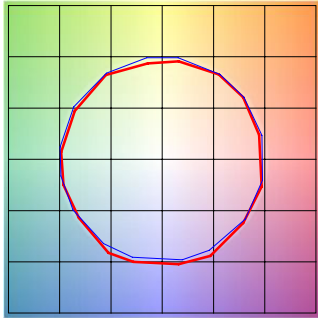
TM30 DATA

STATIC WHITE, STATIC COLOR, RGB AND TUNABLE WHITE, 3W & 5W 24VDC

TM-30-15 DATA: The data below is for LS3 and LS5 bare Lazer Strips. Consistent color temperatures throughout a single strip and among multiple strips is possible through a 3 phase binning process in which each order is inspected with a color meter to ensure uniformity.

4000K ONLY (2K6K/27K6) | Rf: 89.6 | Rg: 99.1

Color Vector Graphic



■ Test ■ Reference

		GRAPHIC SHIFTS %	
HUE BIN	Rf	CHROMA	HUE
1	91.3	-2.5%	1.0%
2	95.3	-0.5%	0.5%
3	94.3	-0.7%	1.1%
4	91.1	-3.4%	-1.1%
5	89.5	-5.6%	0.0%
6	94.6	-1.4%	1.3%
7	93.2	-3.0%	2.6%
8	91.3	-1.8%	4.6%
9	86.5	-0.9%	9.1%
10	83.3	-0.5%	9.5%
11	83.3	4.9%	9.0%
12	89.7	4.1%	1.7%
13	90.1	3.6%	-4.3%
14	93.4	5.2%	-2.1%
15	87.4	0.4%	-4.3%
16	86.6	0.4%	-6.1%

PROJECT		FIXTURE TYPE		DATE	
---------	--	--------------	--	------	--