


# CIRRUS PIX STICKS MIYO WITH REMOTE POWER

DESIGN YOUR OWN STATIC WHITE, WARM DIM & DYNAMIC/TUNABLE WHITE

DESIGNED BY GREGORY KAY | ASSEMBLED IN AMERICA

REV 09.10.20



\*Shown with mixed lengths

## DESCRIPTION

Cirrus Pix Sticks MIYO Chandelier uses the clean and architectural aesthetic of our Cirrus family of fixtures and artfully suspends them from a single canopy, creating beautiful compositions of form, function and style. Our innovative Make-it-your-Own MIYO system allows you to become the Lighting Designer, mix your channel lengths or keep them all the same. Housed within a minimal profile, each linear LED produces a continuous beam of light through a diffused white, Direct (**D1**), Rectangular (**R1**), or Tubular (**T1**) Lens. Available in six standard lengths from 39" - 96". Choose from two wattage options (5W + 7W) and several fine metal finishes. Cirrus Pix Stix is offered in ten standard color temperatures ranging from 2200k to 5700k, including two Warm Dim options of (**27D**) 2700K or (**30D**) 3000K that dim down to 2000K and the latest in LED technology; Dynamic Tunable White (**2K4K**). 24VDC Remote Power Supply is Required and Sold Separately. Each channel can be ordered with 12' or 22' of adjustable aircraft cable to accommodate large-scale spaces. Fixture includes a 5 year pro-rated warranty. For custom finishes, designs, quotes and layout assistance, send drawings to [design@PureEdgeLighting.com](mailto:design@PureEdgeLighting.com).


## REMOTE POWER SUPPLIES\*, DIMMERS & CONTROLS (SOLD SEPARATELY)

- UNI Driver: Universal Dimming (TRIAC, ELV, 0-10V) with corresponding dimmer
- DMX: Dynamic Color Changing In-Wall Mounting
- Lutron Hi-Lume®

\*In-Wall Mounting Kits available for select power supplies

\*\*Dynamic/Tunable White - Requires two dimmers (one for 2000K and one for 4000K) or use our proprietary Tunable White Controller CDMX-1

## FINISHES



## SPECIFICATIONS

Create your own, Mix & Match lengths or keep them all the same

- Configurations: 2, 3, 4, 5, 6, 7 and 9-light compositions
- Length Options: 39" - 96" per channel, custom length available
- Color Temperatures: 2200K-5700K, Warm Dim - (**27D, 30D**) and Dynamic Tunable White (**2K4K**)
- High CRI: Up to 95+
- Lenses: Diffused White Direct (**D1**), Rectangular (**R1**), or Tubular (**T1**)
- Wattage Options: 5 and 7 Watts per foot
- Lumen Output: Up to 630 lm/ft @30K
- Finishes: Satin Black, Chrome, Satin Nickel, White and Satin Brass with Black or White End Caps
- Installation: Fixture is suspended from a singular canopy, no additional support is required
- 12' or 22' of adjustable aircraft cable (two per channel)
- Remote Power Supply

## APPLICATIONS

Designed for indoor use only. Ideal applications include Residential, Commercial, Retail, and Hospitality Environments

## APPROVALS

Damp Location, Class 2 wiring, ETL Listed, Title 24 with Universal Power Supply, Made in America



PROJECT		FIXTURE TYPE		DATE	
---------	--	--------------	--	------	--

# CIRRUS PIX STICKS MIYO WITH REMOTE POWER

DESIGN YOUR OWN STATIC WHITE, WARM DIM & DYNAMIC/TUNABLE WHITE

### CANOPY ORDERING CODE:

Canopy	Finish
<b>GJR-12RD-4P</b>	<b>SN</b>
<b>GJR-12RD-6P</b>	<b>CH</b>
<b>GJR-12RD-8P</b>	<b>SN</b>
<b>GJR-12RD-10P</b>	<b>WH</b>
<b>GJR-16RD-12P</b>	<b>BK</b>
<b>GJR-16RD-14P</b>	<b>CH</b>
<b>GJR-16RD-18P</b>	<b>SN</b>

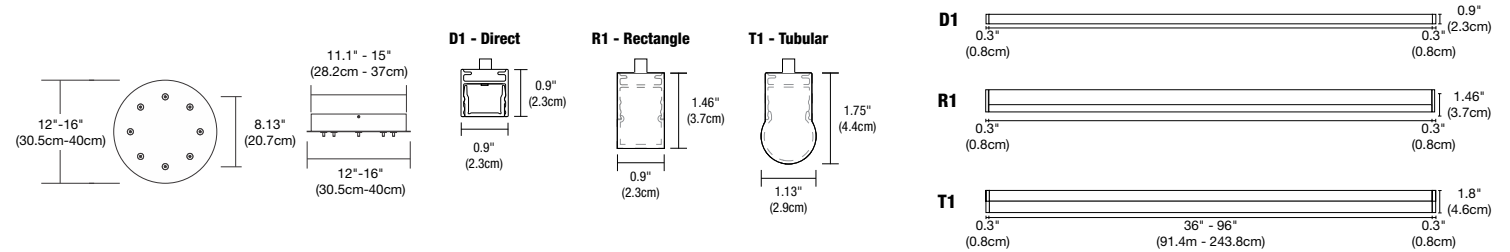
**GJR-12RD-4P** 12 inch round 4 port canopy  
**GJR-12RD-6P** 12 inch round 6 port canopy  
**GJR-12RD-8P** 12 inch round 8 port canopy  
**GJR-12RD-10P** 12 inch round 10 port canopy  
**GJR-16RD-12P** 16 inch round 12 port canopy  
**GJR-16RD-14P** 16 inch round 14 port canopy  
**GJR-16RD-18P** 16 inch round 18 port canopy

**BK** Satin Black  
**CH** Chrome  
**SN** Satin Nickel  
**WH** White

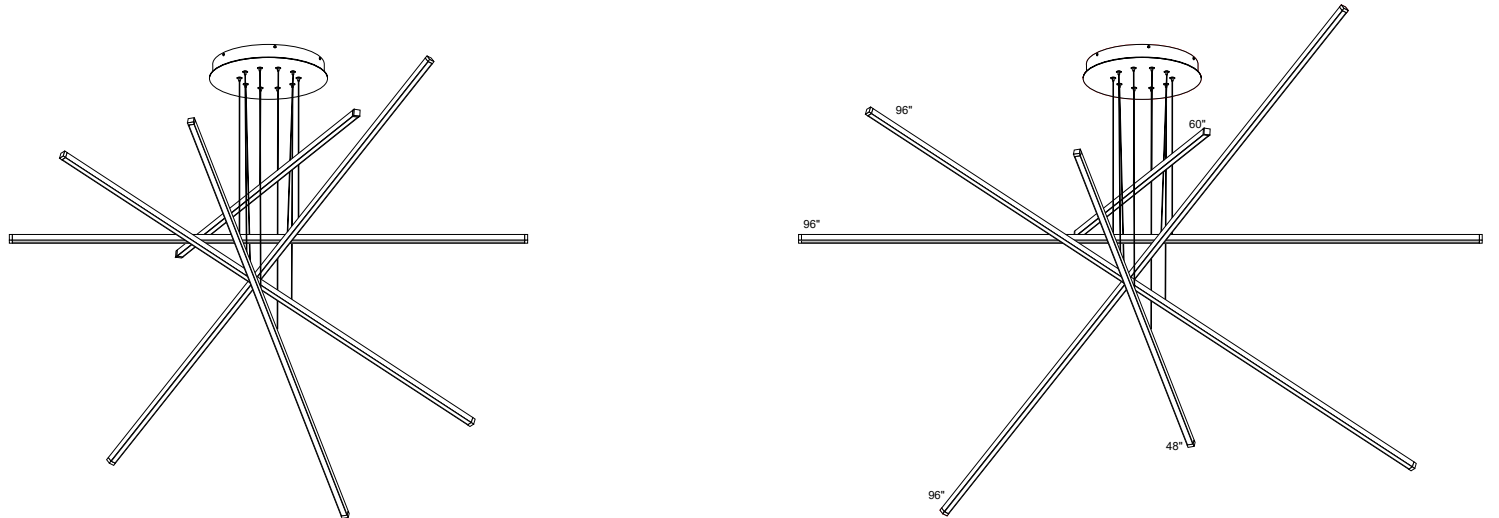
### FIXTURE ORDERING CODE:

System	Wattage Per Foot	Fixture Power Feed	Size In Inches (Per Channel)	Color Temperature	Finish
<b>CSDS</b>	<b>5W</b>	<b>C8Z12</b>	<b>39</b>	<b>30D</b>	<b>SN</b>
<b>CSDS</b> Cirrus Suspension, Diffused Lens	<b>5W</b> 5 Watt <b>7W</b> 7.3 Watt	<b>C8Z12</b> 12' Adjustable Coaxial Cables (two per channel) <b>C8Z22</b> 22' Adjustable Coaxial Cables (two per channel)	<b>39</b> 72 <b>48</b> 82 <b>60</b> 96	<b>22K</b> 2200K <b>24K</b> 2400K <b>27K</b> 2700K <b>27D*</b> 2700K Warm Dim* <b>30K</b> 3000K <b>30D*</b> 3000K Warm Dim* <b>35K</b> 3500K <b>40K</b> 4000K <b>57K</b> 5700K <b>2K4K*</b> 2000K-4000K Tunable White* *5W Only	<b>BK</b> Satin Black <b>CH</b> Chrome <b>SN</b> Satin Nickel <b>WH</b> White <b>BB</b> Satin Brass with Black Hardware <b>BW</b> Satin Brass with White Hardware

\*Maximum shipping length for Chrome is 84"  
Custom Lengths available



**DRAWINGS:** Pix Sticks



### UNIFORM CHANNEL LENGTHS

**Ordering Code:**

1 X GJR-12RD-10P-SN  
5 X CSDS-5W-C8Z12-72-30K-SN

**Wattage for power supply:**

(72"/12") = 6' X 4.4W = 26.4W X 5 = 132 watts

**Remote Power supply ordering code**

PSB-2X96-UNI-24VDC

### MIXED CHANNEL LENGTHS

**Ordering Code:**

1 X GJR-12RD-10P-SN  
1 X CSDS-5W-C8Z12-48-30K-SN  
1 X CSDS-5W-C8Z12-60-30K-SN  
3 X CSDS-5W-C8Z12-96-30K-SN

**Wattage for power supply:**

(48"/12") X 4.4W = 17.6W  
(60"/12") X 4.4W = 22W  
(96"/12") X 4.4W = 35.2W X 3 = 105.6 watts  
Total: 145.2W

**Remote Power supply ordering code**

PSB-2X96-UNI-24VDC

PROJECT	FIXTURE TYPE	DATE
---------	--------------	------



# CIRRUS PIX STICKS MIYO WITH REMOTE POWER

DESIGN YOUR OWN STATIC WHITE, WARM DIM & DYNAMIC/TUNABLE WHITE



REV 09.10.20

## NOMINAL LAMP DATA Lamp Data for each Channel Type

CSDS																	
PIX STICKS CIRRUS WITH D1 LENS																	
DESCRIPTION	5W (4.4 watts)									7W (7.3 watts)							
WATTS PER FOOT																	
COLOR TEMPERATURE	20K	22K	24K	27K	27D*	30K	30D*	35K	40K	57K	22K	24K	27K	30K	35K	40K	57K
LUMENS PER FOOT (lm/ft)	200	224	249	274	275	299	300	343	373	396	314	349	383	418	479	521	554
LUMENS PER WATT (lm/w)	45	51	57	62	57	68	63	78	85	90	43	48	52	57	66	71	76
CRI	82+	85+	90+	95+	95+	95+	95+	85+	84	84	85+	90+	95+	95+	85+	84	84

\*27D, 30D - Warm Dim (4.8 Watts)

CSR1																	
PIX STICKS CIRRUS WITH R1 LENS																	
DESCRIPTION	5W (5 watts)									7W (7.5 watts)							
WATTS PER FOOT																	
COLOR TEMPERATURE	22K	24K	27K	27D*	30K	30D*	35K	40K	57K	22K	24K	27K	30K	35K	40K	57K	
LUMENS PER FOOT (lm/ft)	288	348	351	358	383	392	439	477	508	473	525	577	630	721	784	835	
LUMENS PER WATT (lm/w)	65	73	80	75	87	82	100	108	115	65	72	79	86	99	107	114	
CRI	85+	90+	95+	95+	95+	95+	85+	84	84	85+	90+	95+	95+	85+	84	84	

\*27D, 30D - Warm Dim (4.8 Watts)

CST1																	
PIX STICKS CIRRUS WITH T1 LENS																	
DESCRIPTION	5W (4.4 watts)									7W (7.3 watts)							
WATTS PER FOOT																	
COLOR TEMPERATURE	22K	24K	27K	27D*	30K	30D*	35K	40K	57K	22K	24K	27K	30K	35K	40K	57K	
LUMENS PER FOOT (lm/ft)	276	334	337	344	368	376	421	459	488	454	504	554	605	693	753	802	
LUMENS PER WATT (lm/w)	63	70	77	72	84	78	96	104	111	62	69	76	83	95	103	110	
CRI	85+	90+	95+	95+	95+	95+	85+	84	84	85+	90+	95+	95+	85+	84	84	

\*27D, 30D - Warm Dim (4.8 Watts)

## ACTUAL LENGTHS: Actual Channel Wattage per Channel

CHANNELS	LENGTH	TOTAL WATTAGE 5 WATTS	TOTAL WATTAGE 7 WATTS
1	39"	16	23
1	48"	20	28
1	60"	25	35
1	72"	30	42
1	84"	35	49
1	96"	40	56

CHANNELS	LENGTH	TOTAL WATTAGE 5 WATTS	TOTAL WATTAGE 7 WATTS
5	39"	81.25	113.75
5	48"	100	140
5	60"	125	175
5	72"	150	210
5	84"	175	245
5	96"	200	280

2	39"	32.5	45.5
2	48"	40	56
2	60"	50	70
2	72"	60	84
2	84"	70	98
2	96"	80	112

6	39"	97.5	136.5
6	48"	120	168
6	60"	150	210
6	72"	180	252
6	84"	210	294
6	96"	240	336

3	39"	48.75	68.25
3	48"	60	84
3	60"	75	105
3	72"	90	126
3	84"	105	147
3	96"	120	168

7	39"	113.75	159.25
7	48"	140	196
7	60"	175	245
7	72"	210	294
7	84"	245	343
7	96"	280	392

4	39"	65	91
4	48"	80	112
4	60"	100	140
4	72"	120	168
4	84"	140	196
4	96"	160	224

9	39"	146.25	204.75
9	48"	180	252
9	60"	225	315
9	72"	270	378
9	84"	315	441
9	96"	360	504

PROJECT	FIXTURE TYPE	DATE
---------	--------------	------

# INDOOR CONSTANT VOLTAGE REMOTE POWER SUPPLIES

24VDC, UNI - UNIVERSAL DIMMING WITH ELV, TRIAC, & 0-10V

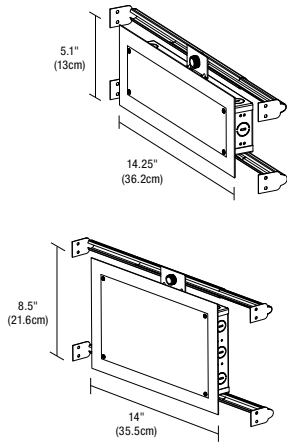
REV 09.10.20

UNIVERSAL POWER SUPPLIES & RECOMMENDED DIMMERS				
<b>ORDERING CODE</b>	<b>PSB-40W-UNI-24VDC</b> 	<b>PSB-60W-UNI-24VDC</b> 	<b>PSB-2X40W-UNI-24VDC</b> 	<b>PSB-2X60W-UNI-24VDC</b> 
<b>SPECIFICATIONS</b>				
<b>MAXIMUM LOAD</b>	40W	60W	2X40W	2X60W
<b>INPUT VOLTAGE</b>	120-277VAC	120-277VAC	120-277VAC	120-277VAC
<b>OUTPUT VOLTAGE</b>	24VDC	24VDC	24VDC	24VDC
<b>DIMENSIONS</b>	12.4" X 3.12" X 2.18"	12.4" X 3.12" X 2.18"	12.15" X 6.48" X 2.18"	12.15" X 6.48" X 2.18"
<b>CLASSIFICATION</b>	CLASS 2	CLASS 2	CLASS 2	CLASS 2
<b>IN-WALL MOUNTING</b>	PSB-40W-UNI-24VDC-IW	PSB-60W-UNI-24VDC-IW	PSB-2X40W-UNI-24VDC-IW	PSB-2X60W-UNI-24VDC-IW
UNIVERSAL POWER SUPPLIES & RECOMMENDED DIMMERS				
<b>ORDERING CODE</b>	<b>PSB-96W-UNI-24VDC</b> 	<b>PSB-2X96W-UNI-24VDC</b> 	<b>PSB-3X96W-UNI-24VDC</b> 	<b>PSB-4X96W-UNI-24VDC</b> 
<b>SPECIFICATIONS</b>				
<b>MAXIMUM LOAD</b>	96W	2X96W	3X96W	4X96W
<b>INPUT VOLTAGE</b>	120-277VAC	120-277VAC	120-277VAC	120-277VAC
<b>OUTPUT VOLTAGE</b>	24VDC	24VDC	24VDC	24VDC
<b>DIMENSIONS</b>	12.4" X 3.12" X 2.18"	12.15" X 6.48" X 2.18"	14" X 10" X 3"	17" X 13" X 3"
<b>CLASSIFICATION</b>	CLASS 2	CLASS 2	CLASS 2	CLASS 2
<b>IN-WALL MOUNTING</b>	PSB-96W-UNI-24VDC-IW	PSB-2X96W-UNI-24VDC-IW	NA	NA
<b>ELV DIMMING &amp; CONTROLS</b>				
<b>LUTRON DIVA: DVELV-300P</b>	•	•	•	•
<b>LUTRON SKYLARK: SELV-300P</b>	•	•	•	•
<b>LUTRON RADIO RA2: RRD-6NA</b>	•	•	•	•
<b>LUTRON MAESTRO: MAELV-600</b>	•	•	•	•
<b>LEGRAND ADORNE: ADTP-703TUM4</b>	•	•	•	•
<b>0-10 DIMMING &amp; CONTROLS</b>				
<b>PHILIPS SUNRISE: SR1200ZTUNV</b>	•	•	•	•
<b>LUTRON DIVA: DVTV-WH, DVSTV-WH</b>	•	•	•	•
<b>LUTRON NOVA T: NTSTV-DV-XX</b>	•	•	•	•
<b>LUTRON GRAFIX EYE QS: QSGRJ-XP</b>	•	•	•	•
<b>LUTRON RADIO RA2: RRD-10ND</b>	•	•	•	•
<b>LEVITON: LEV40050</b>	•	•	•	•
<b>LEVITON IP710-LFZ</b>	•	•	•	•
<b>LEGRAND: ADPD4FBL3P2W4</b>	•	•	•	•
<b>TRIAC DIMMING &amp; CONTROLS</b>				
<b>LUTRON SKYLARK: S2-L-WH</b>	•	•	•	•
<b>LUTRON DIVA DVLV-600P-WH</b>	•	•	•	•
<b>LUTRON DIVA DVLV-603P-WH</b>	•	•	•	•
<b>LUTRON MAESTRO MALV-600-WH</b>	•	•	•	•
<b>LUTRON MAESTRO MALV-1000-WH</b>	•	•	•	•
<b>LUTRON MAESTRO MA-R-XX</b>	•	•	•	•

- Flicker free dimming
- Aluminum casing for optimal heat dissipation
- Isolated output power per NEC and UL safety requirements
- UL & ETL recognized/ listed, meets UL 8750, 1310 requirements
- Auto-reset: short circuit, overload and thermal protection
- Class 2 power supply
- Efficient, High power factor > 0.90
- The Solid State Constant Voltage Uni-Power Supply is compatible with most commercially available Dimmers:
  - Triac Dimmer : (Forward Phase) Typically used for the dimming of Incandescent and Low Voltage Magnetic Transformers
  - ELV Dimmer : (Reverse Phase) Dimming of Electronic Low Voltage Transformers and Power Supply's used for LED lighting
  - 0-10 Dimmer : Dims the Low Voltage side of a 0-10 volt power supply commonly used in large scale lighting or commercial applications.
- The Uni-Power Supply is recommended with any Siemens/Murray brand of arc fault breaker to overcome the issues with tripping the breakers with an ELV LED Low Voltage Drivers.

PROJECT		FIXTURE TYPE		DATE	
---------	--	--------------	--	------	--

**IN WALL MOUNTING OPTIONS**



**In-Wall Mounting Kit:** Includes power supply, box cover and stud hangers for installing Junction Box in wall. Select "IW" in the options section of compatible power supply ordering codes if an In-Wall Mounting Kit is needed.

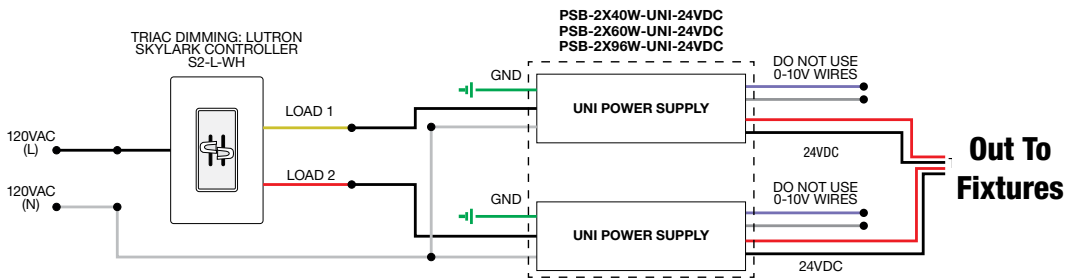
**Ordering Codes 5.1 x 14.25 inch:** PSB-40W-UNI-24VDC-IW  
PSB-60W-UNI-24VDC-IW  
PSB-96W-UNI-24VDC-IW

**Ordering Codes 8.5 x 14.25 inch:** PSB-2X40W-UNI-24VDC-IW  
PSB-2X60W-UNI-24VDC-IW  
PSB-2X96W-UNI-24VDC-IW

**WIRING DIAGRAMS UNIVERSAL POWER SUPPLY**

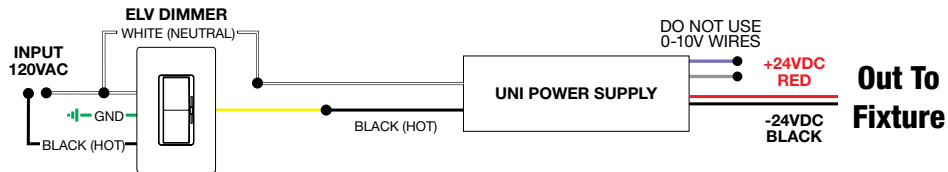
**Application:** Triac dimming for two power supplies, use for Static White, Dynamic/Tunable White 2000K-4000K

**Dimming:** Dimmable with Triac dimmer: Lutron: Skylark S2-L



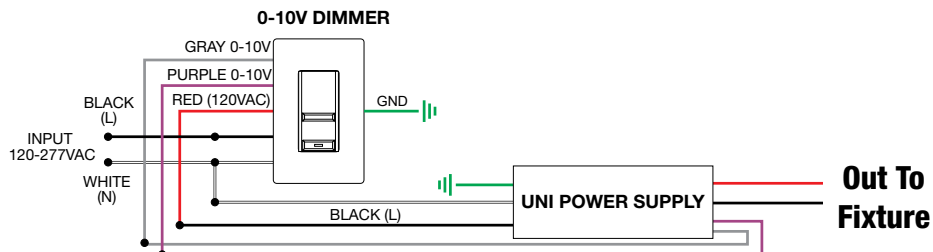
**Application:** ELV dimming for Static White and Warm Dim

**Dimming:** Dimmable with ELV dimmer: Legrand, Adorne ADTP703TU; Lutron: Diva DVELV-300P, Skylark SELV-300P, Maestro MAELV-600 and Radio Ra 2



**Application:** 0-10V dimming for Static White

**Dimming:** Dimmable with 0-10V dimmer: Philips Sunrise: SR1200ZTUNV; Lutron Diva: DVTV-WH, DVSTV-WH; Lutron Nova T: NTSTV-DV-XX; Lutron Graftix EYE QS: QSGRJ-XP; Lutron Radio Ra2: RRD-10ND; Leviton: LEV40050; Leviton IP710-LFZ; Legrand: ADPD4FBL3P2W4

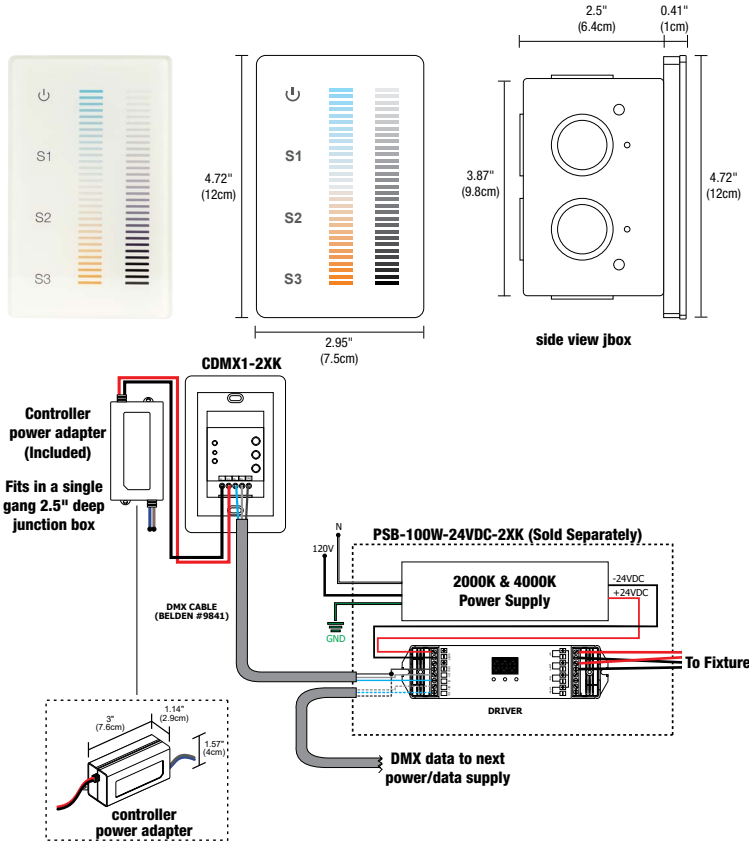


PROJECT		FIXTURE TYPE		DATE	
---------	--	--------------	--	------	--

# DYNAMIC/TUNABLE WHITE CONTROLLER AND POWER SUPPLIES

## 24VDC INDOOR CONSTANT VOLTAGE POWER SUPPLIES WITH DMX DRIVERS

REV 09.10.20



### DESCRIPTION:

The Dynamic/Tunable White (2K4K) Touch Controller offers fast and accurate Color Temperature adjustment and the ability to regulate the Brightness Independently. The modern Glass faceplate features illuminated indicators, and a back-lit night light that softly illuminates the controller when powered off. Designed for Dynamic/Tunable White, and dual-color LED installations within a single zone. The two Vertical Touch sliders are precise and sensitive, allowing you to fine-tune your perfect Color Temperature at any point between **2000K (Sunset) to 4000K (Cool White)** while selecting over **250 levels** of Brightness in a smooth, uninterrupted transition. Create Thousands of Dynamic White Color Combinations while maintaining even Brightness and overall saturation. Easily save three pre-set scenes for different times of the day. Support health, performance, and general well-being using Human-Centric lighting by fine-tuning the biological effects that light has on the circadian cycle using the latest in LED technology. Includes a power adapter that fits behind the controller within a standard junction box and fits inside a standard single-gang receptacle (not for use in a multi-gang box). Use with an insulated, 24 AWG stranded, tinned copper wire (Belden #9841). Power Supplies are Sold Separately. Includes a 5 year pro-rated warranty.

### APPLICATIONS:

Indoor

### OUTPUT SIGNAL:

USITT DMX 512 (1990)

### INSTALLATION:

Fits in a single gang 2.5 inch deep junction box. Not compatible with multi-gang boxes.

### LABELS:

ROHS, FCC, Damp Location, ETL/UL

### POWER INPUT:

120-240VAC

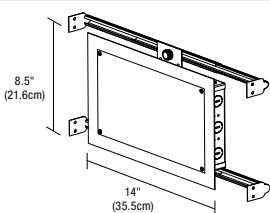
Product	Type	Finish
<b>CDMX1</b>	<b>2XK</b>	<b>WH</b>
CDMX1 DMX Single Zone Touch Controller	2XK 2 X Kelvin	WH White

DYNAMIC COLOR CHANGING (DMX) POWER SUPPLIES & RECOMMENDED CONTROLLERS*				
ORDERING CODE	PSB-100W-24VDC-2XK	PSB-2X100W-24VDC-2XK	PSB-3X100W-24VDC-2XK	PSB-4X100W-24VDC-2XK
SPECIFICATIONS				
<b>MAXIMUM LOAD OF LED STRIP LENGTH</b>	100W 5 WATTS - 20FT MAX. 10 WATTS - 10FT MAX.	2X100W 5 WATTS 2 X 20FT MAX. 10 WATTS - 2 X 10FT MAX.	3X100W 5 WATTS 3 X 20FT MAX. 10 WATTS - 3 X 10FT MAX.	4X100W 5 WATTS 4 X 20FT MAX. 10 WATTS - 4 X 10FT MAX.
<b>INPUT VOLTAGE</b>	120-277VAC	120-277VAC	120-277VAC	120-277VAC
<b>OUTPUT VOLTAGE</b>	24VDC	24VDC	24VDC	24VDC
<b>DIMENSIONS</b>	12.4" X 6.48" X 2.18"	14" X 10" X 3"	17" X 10" X 3"	17" X 10" X 3"
<b>CLASSIFICATION</b>	CLASS 2	CLASS 2	CLASS 2	CLASS 2
<b>IN-WALL MOUNTING</b>	PSB-100W-24VDC-2XK-IW	NA	NA	NA
DMX DYNAMIC/TUNABLE WHITE DIMMING & CONTROLS				
<b>TUNABLE WHITE TOUCH CONTROLLER (CDMX1-2XK)</b>	•	•	•	•

- Flicker free dimming
- Aluminum casing for optimal heat dissipation
- Isolated output power per NEC and UL safety requirements
- UL & ETL recognized/ listed, meets UL 8750, 1310 requirements

- Auto-reset; short circuit, overload and thermal protection
- Class 2 power supply
- Efficient, High power factor > 0.90

### IN WALL MOUNTING OPTIONS



**8.5 x 14 inch In-Wall Mounting Kit:** Includes power supply, box cover and stud hangers for installing Junction Box in wall. Select "IW" in the options section of compatible power supply ordering codes if an In-Wall Mounting Kit is needed.

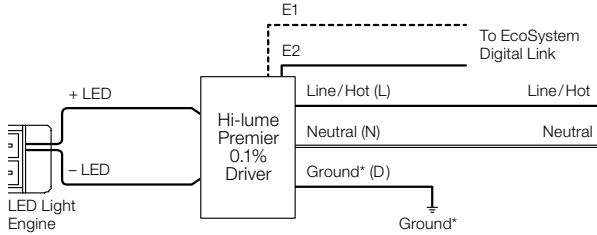
**Ordering Codes:** PSB-100W-24VDC-2XK-IW

PROJECT		FIXTURE TYPE		DATE	
---------	--	--------------	--	------	--

LUTRON HI-LUME® PREMIER .1% ECOSYSTEM®†			
ORDERING CODES	L3D0-96W24V-U	2-WIRE ECOSYSTEM LTEA4U1UKL-CV240	3-WIRE ECOSYSTEM L3DA4U1UKL-CV240
SPECIFICATIONS			
MAXIMUM LOAD	96W	5W-40W	5W-40W
INPUT VOLTAGE	120-277VAC	120-277VAC	120-277VAC
OUTPUT VOLTAGE	24VDC	24VDC	24VDC
DIMENSIONS	10.5" X 5.5" X 2"	4" X 4.89" X 2.62"	4" X 4.89" X 2.62"
CLASSIFICATION	CLASS 2	CLASS 2	CLASS 2
DIMMING AND CONTROLS			
RADIO RA2	•	•	•
HOMEWORKS QS	•	•	•
PHPM-3F-120	•	•	•
PHPM-3F-DV	•	•	•
BCI-0-10	•	•	•

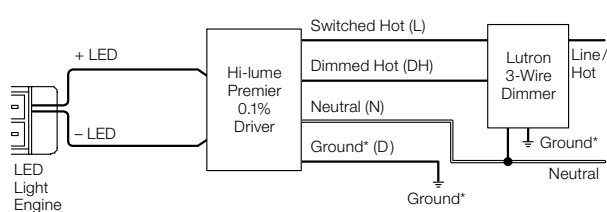
†24K - 57K color temperatures are compatible with 0-10V, ELV, and Lutron Hi-lume® Power Supplies. Warm Dim (27D, 30D) color temperatures are only compatible with ELV power supplies.

2-Wire EcoSystem Wiring Diagram



LTEA4U1UKL-CV240

3-Wire Wiring Diagram



L3DA4U1UKL-CV240

PROJECT	FIXTURE TYPE	DATE
---------	--------------	------



LUTRON HI-LUME® PREMIER .1% ECOSYSTEM®†			
ORDERING CODES	L3D0-96W24V-U	2-WIRE ECOSYSTEM LTEA4U1UKL-CV240	3-WIRE ECOSYSTEM L3DA4U1UKL-CV240
<b>SPECIFICATIONS</b>			
<b>MAXIMUM LOAD</b>	96W	5W-40W	5W-40W
<b>INPUT VOLTAGE</b>	120-277VAC	120-277VAC	120-277VAC
<b>OUTPUT VOLTAGE</b>	24VDC	24VDC	24VDC
<b>DIMENSIONS</b>	10.5" X 5.5" X 2"	4" X 4.89" X 2.62"	4" X 4.89" X 2.62"
<b>CLASSIFICATION</b>	CLASS 2	CLASS 2	CLASS 2
<b>DIMMING AND CONTROLS</b>			
<b>RADIO RA2</b>	•	•	•
<b>HOMEWORKS QS</b>	•	•	•
<b>PHPM-3F-120</b>	•	•	•
<b>PHPM-3F-DV</b>	•	•	•
<b>BCI-0-10</b>	•	•	•

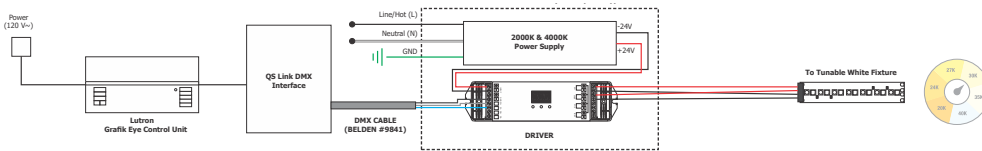
†24K - 57K color temperatures are compatible with 0-10V, ELV, and Lutron Hi-Lume® Power Supplies. Warm Dim (27D, 30D) color temperatures are only compatible with ELV power supplies.

\*Tunable White (2K4K) Color Temperature is compatible with 0-10V, ELV, DMX, and Lutron Hi-Lume® Power Supplies. Dynamic Color (RGB, RGB+W) and Static Color (Amber, Blue, Green, or Red) are compatible with DMX Power Supplies.

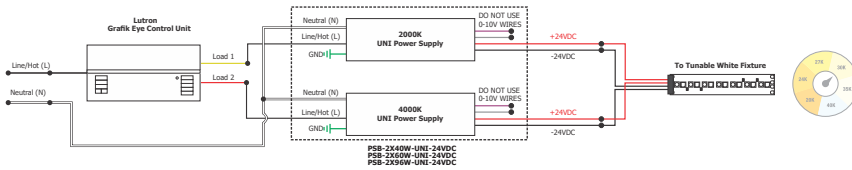
\*\*Tunable White (2K4K) uses one or two power supplies, dependent on the controller or dimmer(s) used.

Lutron Hi-Lume® can be used in both single or dual power formats, dependent on the controller or dimmer(s). Specify amount of Power Supplies based on this.

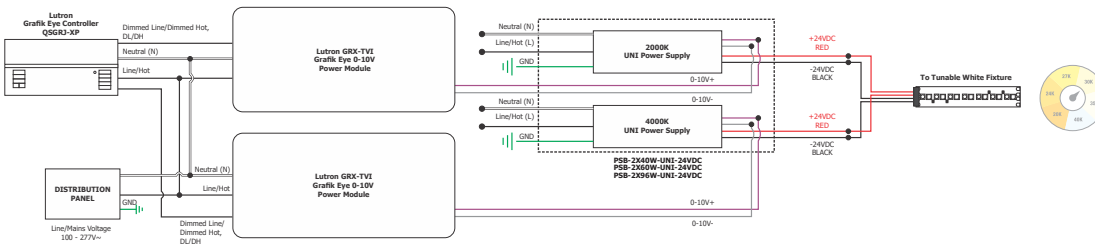
### WIRING DIAGRAM: DMX Control with Lutron Grafik Eye Control Unit



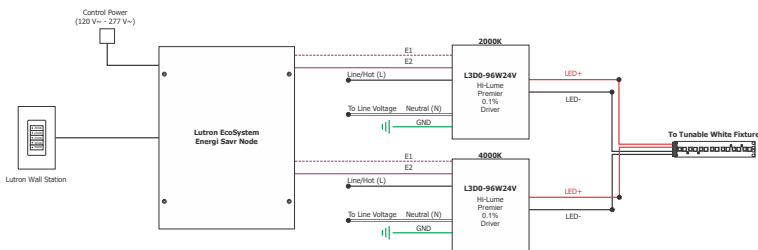
### WIRING DIAGRAM: Line Voltage Dimming with Lutron Grafik Eye Control Unit



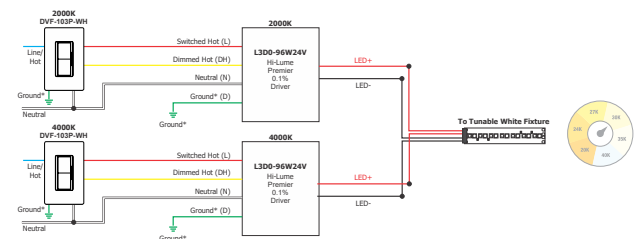
### WIRING DIAGRAM: 0-10V Dimming with Lutron Grafik Eye Control Unit or Wall box controller



### WIRING DIAGRAM: 2-Wire EcoSystem Panel



### WIRING DIAGRAM: 3-Wire EcoSystem Wall Box



PROJECT	FIXTURE TYPE	DATE
---------	--------------	------



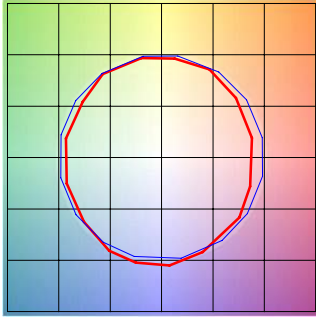
# SUSPENSION TM30 DATA

DESIGN YOUR OWN STATIC WHITE, WARM DIM & DYNAMIC/TUNABLE WHITE

**TM-30-15 DATA:** The data below is for SS5C bare LED Soft Strips. Consistent color temperatures throughout a single strip and among multiple strips is possible through a 3 phase binning process in which each order is inspected with a color meter to ensure uniformity.

**2200K** | Rf: 83.9 | Rg: 94.9

Color Vector Graphic

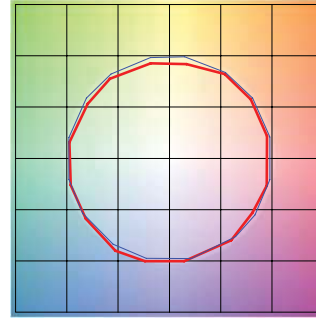


■ Test ■ Reference

		GRAPHIC SHIFTS %	
HUE BIN	Rf	CHROMA	HUE
1	77.6	-10.0%	1.8%
2	80.7	-7.5%	7.0%
3	79.5	-2.9%	8.9%
4	90.5	-3.1%	2.4%
5	93.9	-1.3%	1.9%
6	91.9	-0.9%	-0.2%
7	87.6	-6.3%	-2.7%
8	90.5	-5.4%	2.7%
9	83.8	-4.7%	6.5%
10	81.2	-2.5%	10.0%
11	83.3	3.9%	9.4%
12	86.4	5.6%	2.6%
13	86.2	4.5%	-12.4%
14	64.3	-1.0%	-21.9%
15	85.1	-4.4%	-7.5%
16	75.0	-9.9%	-12.0%

**2400K** | Rf: 91.2 | Rg: 96.8

Color Vector Graphic

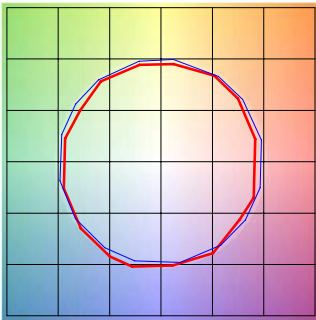


■ Test ■ Reference

		GRAPHIC SHIFTS %	
HUE BIN	Rf	CHROMA	HUE
1	92.0	-2.4%	1.5%
2	94.7	-2.1%	0.0%
3	95.4	-1.9%	-0.1%
4	88.7	-6.7%	-3.1%
5	92.8	-5.6%	1.0%
6	92.7	-3.4%	3.4%
7	89.9	-4.3%	4.1%
8	92.4	-1.4%	4.4%
9	89.0	-0.6%	5.8%
10	88.9	0.4%	6.2%
11	89.7	4.0%	5.4%
12	92.6	3.0%	-0.7%
13	90.9	1.1%	-7.0%
14	89.9	0.5%	-5.8%
15	92.1	-3.2%	0.1%
16	88.9	-1.7%	-6.3%

**2700K** | Rf: 87.7 | Rg: 96.1

Color Vector Graphic

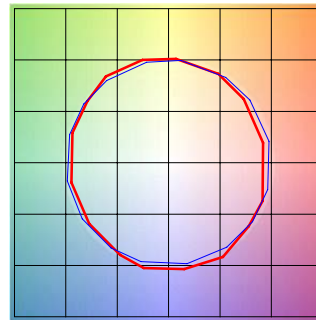


■ Test ■ Reference

		GRAPHIC SHIFTS %	
HUE BIN	Rf	CHROMA	HUE
1	86.4	-5.6%	2.3%
2	89.7	-3.3%	3.1%
3	90.5	-1.5%	3.8%
4	90.0	-4.3%	1.1%
5	92.9	-3.7%	0.2%
6	93.5	-2.5%	-0.8%
7	86.3	-7.2%	2.5%
8	90.7	-4.0%	3.2%
9	85.2	-2.4%	8.1%
10	81.7	0.9%	10.8%
11	85.4	4.5%	8.9%
12	88.7	5.7%	-1.4%
13	88.3	1.3%	-7.9%
14	85.1	2.4%	-10.4%
15	88.1	-4.8%	-2.7%
16	81.7	-4.3%	-10.9%

**3000K** | Rf: 88.1 | Rg: 99.7

Color Vector Graphic

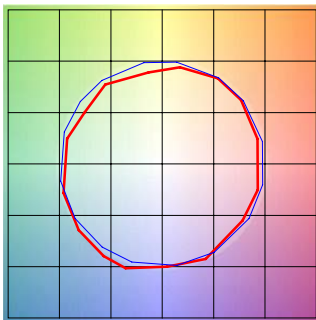


■ Test ■ Reference

		GRAPHIC SHIFTS %	
HUE BIN	Rf	CHROMA	HUE
1	87.7	-5.9%	-0.3%
2	87.9	-4.4%	4.3%
3	82.9	-1.2%	7.9%
4	89.9	0.6%	4.7%
5	92.7	3.0%	3.5%
6	92.7	3.6%	-1.7%
7	90.8	-1.3%	-4.4%
8	93.7	-2.5%	-2.2%
9	91.7	-3.7%	2.3%
10	85.5	-2.8%	7.8%
11	83.3	0.7%	11.0%
12	86.4	5.5%	3.8%
13	90.6	4.6%	-3.6%
14	85.6	5.9%	-8.4%
15	89.5	-0.6%	-5.7%
16	82.6	-2.7%	-12.0%

**3500K** | Rf: 86.1 | Rg: 95.5

Color Vector Graphic

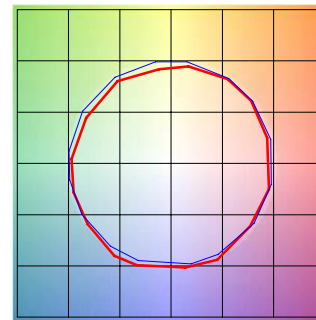


■ Test ■ Reference

		GRAPHIC SHIFTS %	
HUE BIN	Rf	CHROMA	HUE
1	91.7	-1.4%	1.8%
2	94.9	-0.7%	0.4%
3	87.9	-4.5%	-4.1%
4	85.9	-10.3%	-2.7%
5	89.8	-5.2%	-0.4%
6	79.6	-9.5%	6.5%
7	87.6	-4.0%	5.7%
8	81.4	-0.5%	11.8%
9	78.3	3.3%	11.4%
10	85.7	6.3%	6.1%
11	86.3	7.1%	-4.6%
12	86.1	-0.7%	-9.6%
13	85.1	0.8%	-10.4%
14	83.4	-4.1%	-5.3%
15	82.5	-3.6%	-5.7%
16	82.5	-3.6%	-5.7%

**4000K** | Rf: 87.6 | Rg: 96.8

Color Vector Graphic



■ Test ■ Reference

		GRAPHIC SHIFTS %	
HUE BIN	Rf	CHROMA	HUE
1	89.0	-3.1%	2.1%
2	93.2	-0.9%	1.3%
3	94.3	-1.1%	0.7%
4	89.5	-4.0%	-2.3%
5	87.6	-7.8%	-1.8%
6	92.2	-4.6%	0.1%
7	87.4	-6.6%	3.6%
8	85.7	-3.8%	7.0%
9	81.5	-1.3%	12.4%
10	80.0	0.9%	11.4%
11	83.3	5.9%	8.7%
12	89.7	4.8%	-0.3%
13	88.5	2.4%	-6.3%
14	92.7	4.0%	-3.8%
15	86.1	-1.6%	-4.5%
16	85.0	-1.4%	-5.0%

PROJECT	FIXTURE TYPE	DATE
---------	--------------	------

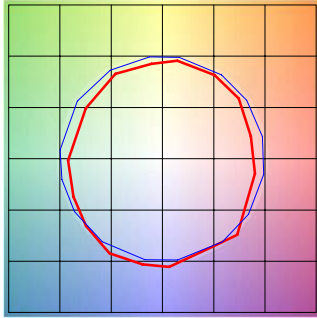
# SUSPENSION TM30 DATA

DESIGN YOUR OWN STATIC WHITE, WARM DIM & DYNAMIC/TUNABLE WHITE

**TM-30-15 DATA:** The data below is for SS5C bare LED Soft Strips. Consistent color temperatures throughout a single strip and among multiple strips is possible through a 3 phase binning process in which each order is inspected with a color meter to ensure uniformity.

**5700K** | Rf: 80.3 | Rg: 91.5

Color Vector Graphic

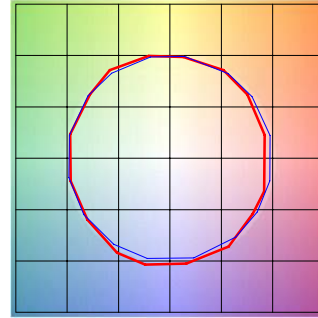


■ Test ■ Reference

HUE BIN	Rf	GRAPHIC SHIFTS %	
		CHROMA	HUE
1	73.8	-11.2%	2.6%
2	83.7	-5.5%	5.8%
3	84.2	-4.0%	5.5%
4	85.8	-3.5%	1.3%
5	85.3	-7.1%	0.6%
6	89.2	-5.8%	-2.2%
7	81.5	-10.7%	1.2%
8	75.7	-9.7%	8.5%
9	74.9	-7.8%	18.8%
10	67.8	-1.6%	18.0%
11	76.1	5.5%	12.0%
12	90.8	4.9%	-1.6%
13	83.6	5.0%	-9.5%
14	81.7	-1.2%	-10.0%
15	69.0	2.0%	-22.8%
16	83.2	-8.5%	-1.0%

**2700D** | Rf: 89.5 | Rg: 100.8

Color Vector Graphic

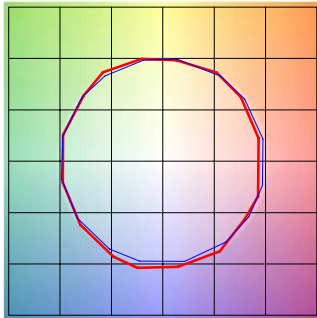


■ Test ■ Reference

HUE BIN	Rf	GRAPHIC SHIFTS %	
		CHROMA	HUE
1	88.8	-5.1%	1.4%
2	89.8	-2.7%	4.1%
3	87.2	0.3%	5.9%
4	92.3	-0.9%	1.0%
5	93.3	1.5%	1.7%
6	92.4	3.6%	-0.2%
7	92.2	-0.9%	-2.4%
8	96.7	-0.4%	-1.1%
9	92.3	-1.2%	3.7%
10	88.9	-0.0%	6.1%
11	86.4	5.1%	7.4%
12	88.2	6.3%	-0.9%
13	87.2	3.8%	-8.1%
14	84.2	3.8%	-11.0%
15	89.8	-2.6%	-4.3%
16	82.7	-3.4%	-11.1%

**3000D** | Rf: 89.8 | Rg: 101.4

Color Vector Graphic

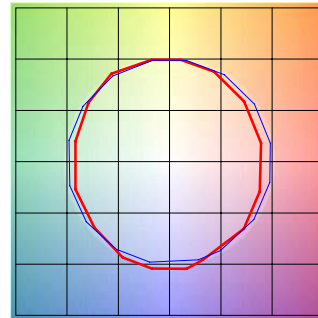


■ Test ■ Reference

HUE BIN	Rf	GRAPHIC SHIFTS %	
		CHROMA	HUE
1	90.2	-4.2%	1.5%
2	90.9	-2.0%	3.7%
3	87.9	0.8%	5.5%
4	92.1	-0.9%	0.6%
5	93.0	1.5%	1.6%
6	92.2	3.9%	-0.2%
7	92.1	-0.3%	-2.0%
8	96.7	0.0%	-1.2%
9	92.5	-0.6%	3.7%
10	88.3	1.1%	7.0%
11	87.2	4.1%	7.4%
12	87.2	6.7%	-1.0%
13	88.2	3.8%	-7.2%
14	85.3	4.3%	-9.9%
15	90.9	-2.2%	-3.6%
16	83.4	-2.2%	-11.2%

**2000K ONLY (2K4K)** | Rf: 84.3 | Rg: 96.9

Color Vector Graphic

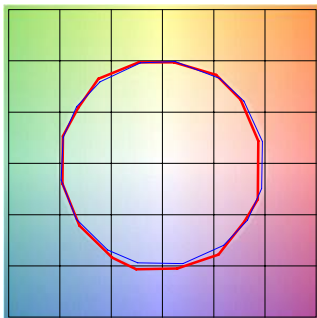


■ Test ■ Reference

HUE BIN	Rf	GRAPHIC SHIFTS %	
		CHROMA	HUE
1	80.3	-8.9%	1.7%
2	79.7	-7.0%	7.8%
3	78.9	-2.9%	10.0%
4	89.5	-0.5%	5.1%
5	94.4	0.7%	1.7%
6	92.1	2.4%	-0.3%
7	89.4	-2.4%	-5.9%
8	89.7	-6.4%	-0.2%
9	86.0	-4.9%	4.6%
10	81.8	-3.4%	9.3%
11	83.1	3.3%	9.7%
12	85.8	5.6%	3.3%
13	85.6	6.2%	-12.8%
14	61.7	-1.9%	-19.0%
15	79.7	-3.3%	-12.9%
16	78.1	-7.9%	-10.6%

**3000K (2K4K)** | Rf: 90.2 | Rg: 101.4

Color Vector Graphic

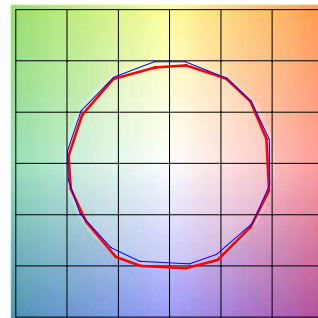


■ Test ■ Reference

HUE BIN	Rf	GRAPHIC SHIFTS %	
		CHROMA	HUE
1	90.9	-3.8%	1.3%
2	91.7	-1.9%	3.3%
3	88.7	0.7%	5.1%
4	92.4	-1.0%	0.7%
5	92.9	0.9%	1.7%
6	93.1	3.3%	-0.6%
7	91.0	-1.8%	-0.4%
8	97.0	0.2%	-1.1%
9	92.8	-0.5%	3.6%
10	88.3	1.0%	7.0%
11	87.1	3.8%	7.8%
12	87.6	6.5%	-0.3%
13	89.3	3.6%	-6.3%
14	86.1	4.5%	-9.1%
15	91.6	-1.9%	-3.1%
16	83.8	-1.5%	-11.2%

**4000K ONLY (2K4K)** | Rf: 89.6 | Rg: 99.1

Color Vector Graphic



■ Test ■ Reference

HUE BIN	Rf	GRAPHIC SHIFTS %	
		CHROMA	HUE
1	91.3	-2.5%	1.0%
2	95.3	-0.5%	0.5%
3	94.3	-0.7%	1.1%
4	91.1	-3.4%	-1.1%
5	89.5	-5.6%	0.0%
6	94.6	-1.4%	1.3%
7	93.2	-3.0%	2.6%
8	91.3	-1.8%	4.6%
9	86.5	-0.9%	9.1%
10	83.3	-0.5%	9.5%
11	83.3	4.9%	9.0%
12	89.7	4.1%	1.7%
13	90.1	3.6%	-4.3%
14	93.4	5.2%	-2.1%
15	87.4	0.4%	-4.3%
16	86.6	0.4%	-6.1%

PROJECT	FIXTURE TYPE	DATE
---------	--------------	------