

CONTROLLER COMPARISON CHART

DESIGNED BY GREGORY KAY | ASSEMBLED IN AMERICA





REV 09.04.19

DESCRIPTION

Controllers offer a variety of effects and programming options for dynamic color-changing LED systems. The Controller Comparison Chart below highlights the key features and differences between the controllers.

Tunable White 2K4K, RGB, RGBW Compatible Power Supplies (Sold Separately):

- PSB-100W-24VDC-RGB 100W output, 120-277V Input
- PSB-2X100W-24VDC-RGB 2x100W output, 120-277V Input
- PSB-3X100W-24VDC-RGB 3x100W output, 120-277V Input
- PSB-4X100W-24VDC-RGB 4x100W output, 120-277V Input

CONTROLLER	SPECIFICATIONS				COMPATIBLE SYSTEMS			INPUTS			
	DIMENSIONS	# OF ZONES	LIST PRICE	CONTROLLER POWER ADAPTER (INCLUDED)	RGB	RGBW	2K4K	IR	CONTACT CLOSURE	RD232	DMX
 <p>CDP</p>	4.1 X 2 X .85 inches	1	\$1182	•	•	•					•
 <p>CTP</p>	4.17 X 5.75 X 0.4 inches	500 Scenes and 10 Zones	\$2998	•	•	•	•	•	•	•	•
 <p>CDMX1-RGBW-WH</p>	4.7 X 3 X .40 inches	1-3	\$275	•	•						
 <p>CDMX1-2XK-WH</p>	4.7 X 3 X .41 inches	1	\$275	•		•				•	

PROJECT		FIXTURE TYPE		DATE	
---------	--	--------------	--	------	--