











1718 W. Fullerton Ave
Chicago, IL 60614
Tel: 773-770-1195
Fax: 773-935-5613
www.edgelighting.com
info@edgelighting.com

DIMMERS

KEY Filled-No Dimming Empty-Dims to No Light

PRODUCT	POWER SUPPLY	Lutron Diva ELECTRONIC MODELS p/n: DVELV-300P Single-Pole preset dimmer Electronic low voltage 120v-60Hz 300W MAGNETIC MODELS p/n: DVLV-600P Single-Pole preset dimmer Magnetic low voltage 120v-60Hz 600VA/450W	Lutron Skylark ELECTRONIC MODELS p/n: SELV-300P Single-Pole Preset Dimmer Electronic Low Voltage 120V-60Hz 300W MAGNETIC MODELS p/n: SLV-600P Single-Pole Preset Dimmer Magnetic Low Voltage 120V-60Hz 600VA/450W	Lutron Maestro ELECTRONIC MODELS p/n: MAELV-600 Multi-Location Dimmer Electronic Low Voltage 120V-60Hz 600W MAGNETIC MODELS p/n: MALV-1000-WH Magnetic Low Voltage 120V-60Hz 1000VA/800W	Lightolier Sunrise ELECTRONIC MODELS p/n: ZP260QEW Quiet Electronic (QE) slide dimmer, Multi-Location Control 260W 120VAC 60Hz MAGNETIC MODELS p/n: ZP600VA Magnetic low voltage 120V-60Hz 600W
Atlas 	EDGE Lighting TE-60L-12 (electronic)  in: 120V 50/60Hz out: 11.5 VAC 60W MAX 5A	0/100 dims to 0% of full light output 25 75 50	0/100 dims to 0% of full light output 25 75 50	0/100 dims to 0% of full light output 25 75 50	0/100 dims to 0% of full light output 25 75 50
Atlas 	EDGE Lighting MT-150-12 (magnetic)  in: 120VAC 50/60Hz out: 12VAV 150VAC MAX 12.5A	0/100 dims to 0% of full light output 25 75 50	0/100 dims to 1% of full light output 25 75 50	0/100 dims to 1% of full light output 25 75 50	0/100 dims to 0% of full light output 25 75 50
Atlas 	T-150-12 (magnetic)  in: 120VAC 50/60Hz out: 12VAC 150W MAX 12.5A	0/100 dims to 1% of full light output 25 75 50	0/100 dims to 1% of full light output 25 75 50	0/100 dims to 0% of full light output 25 75 50	0/100 dims to 1% of full light output 25 75 50
Atlas 	EDGE Lighting MT-300-12 (magnetic)  in: 120VAC 50/60Hz out: 12VAC 300VAC MAX 25A	0/100 dims to 1% of full light output 25 75 50	0/100 dims to 1% of full light output 25 75 50	0/100 dims to 1% of full light output 25 75 50	0/100 dims to 1% of full light output 25 75 50