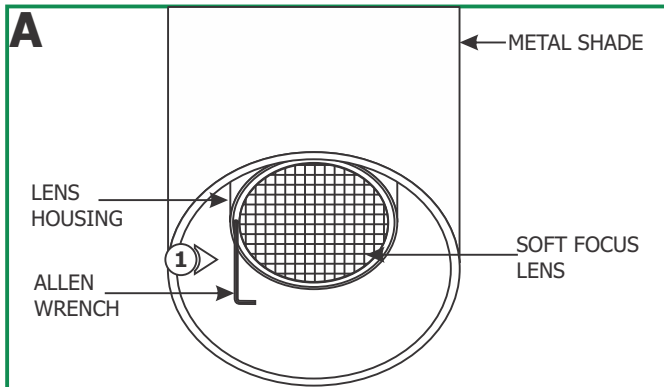


Removing the Accessory lens on the **Fast Jack Scope LED Pendant**

IMPORTANT INFORMATION

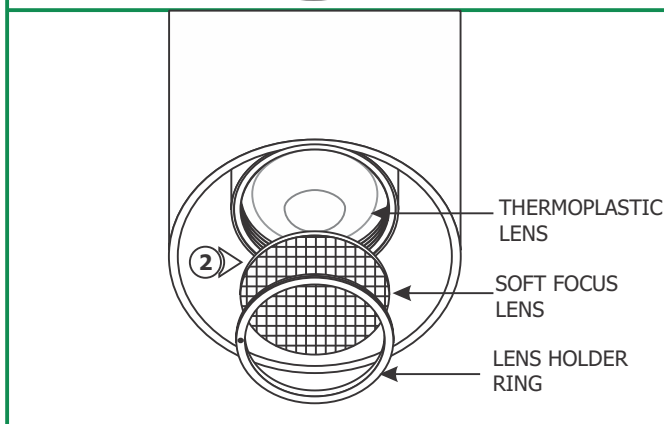
- The product is safe to be used in food processing or consuming areas without the glass lens. It is safe to use the thermoplastic lens in the fixture. For more information see "Adjusting the Light Beam" section.

SAVE THESE INSTRUCTIONS!

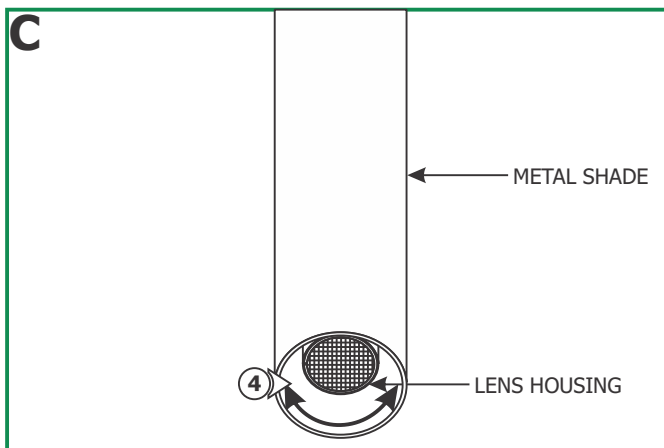
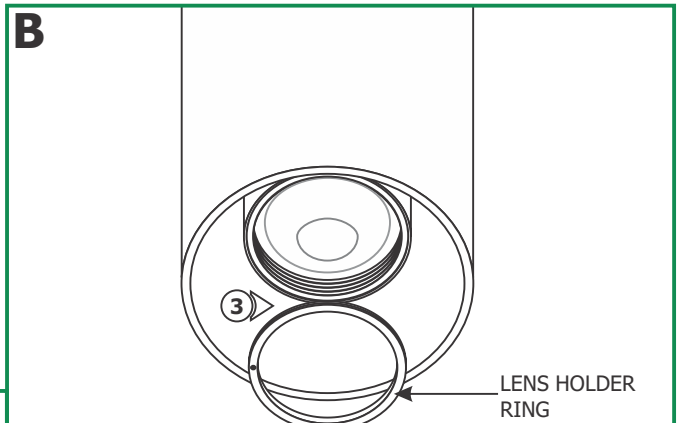


NOTE: For a sharp edge light; and areas where food is processed or consumed, remove the soft focus glass lens.

- 1: Use a small Allen wrench or a pen point to loosen the lens holder ring.
- 2: Remove the lens holder ring and the soft focus lens to expose the thermoplastic lens.



- 3: Replace and tighten the lens holder ring with the Allen wrench.



- 4: From the bottom of the metal shade rotate the lens housing to set the beam spread at either the spot or flood beam settings.