

PURE EDGE LIGHTING

TEST REPORT

SCOPE OF WORK

LED Performance Testing

MODEL NUMBER

L35L-19W-FL-WZ-TC-SAWW

PROJECT NUMBER

G105870896

REPORT NUMBER

105870896CHI-002

ISSUE DATE

7/15/2024

REVISED DATE

None

TEST DATES

2024-07-09 through 2024-07-12.

DOCUMENT CONTROL NUMBER

RTTDS-R-AMER-Test-3407

© 2017 INTERTEK



PAGES

10

REPORT NUMBER

105870896CHI-002

MODEL NUMBER(s)

L35L-19W-FL-WZ-TC-SAWW

REPORT RENDERED TO:

PURE EDGE LIGHTING
1718 WEST FULLERTON
CHICAGO, IL 60614
USA

STATEMENT OF LIMITATION

NVLAP Lab Code 600186-0. This report must not be used by the client to claim product certification, approval, or endorsement by NVLAP, NIST, or any agency of the federal government.

AUTHORIZATION

The testing performed was authorized by signed quote number Qu-01461581-0.

TEST STANDARDS

IES LM-79 - 2008: Electrical and Photometric Measurements of Solid State Lighting

ANSI/IES LM-79-19 Optical and Electrical Measurements of Solid-State Lighting Products

ANSI NEMA ANSLG C78.377: 2017: Specifications for the Chromaticity of Solid State Lighting (SSL) Products

ANSI/IES TM-30-18: IES Method for Evaluating Light Source Color Rendition

In Charge of Testing:



David Dalo
Engineer
Lighting Division

Reviewer:



Jeff Davis
NA Technical Lead
Lighting Division

This report is for the exclusive use of Intertek's Client and is provided pursuant to the agreement between Intertek and its Client. Intertek's responsibility and liability are limited to the terms and conditions of the agreement. Intertek assumes no liability to any party, other than to the Client in accordance with the agreement, for any loss, expense or damage occasioned by the use of this report. Only the Client is authorized to permit copying or distribution of this report and then only in its entirety. Any use of the Intertek name or one of its marks for the sale or advertisement of the tested material, product or service must first be approved in writing by Intertek. The observations and test results in this report are relevant only to the sample tested. This report by itself does not imply that the material, product, or service is or has ever been under an Intertek certification program.


ITEMS RECEIVED

Item No.	Control No.	Model No.	Description	Type	Received
1	AH06212024013032-002	L35L-19W-FL-WZ-TC-SAWW	Downlight	Production	6/21/2024

TESTED SAMPLE CONFIGURATIONS

Config No.	Tested Model No.	Item Nos. Utilized
1	L35L-19W-FL-WZ-TC-SAWW	1

SAMPLE PHOTOS - TESTED CONFIGURATIONS



PRODUCT INFORMATION AND SUMMARY OF DATA

Product Model No.:	L35L-19W-FL-WZ-TC-SAWW
Product Description:	Downlight
LED Model No.:	TYF/ TB 1814D-058-RGBCW
Driver Model No.:	BERNSN/DCC-450WZ24VRGBTW
Light Source:	LED

Criteria	Results	
	Goniophotometer	Integrating Sphere
Light Output (lumens)	734.9	707.7
Driver Output Power (W) @ 24 (Vdc)	13.97	
Calculated Efficacy (lm/W)	50.7	

Criteria	Results
Correlated Color Temperature (K)	2884
Color Rendering Index - Ra (l)	93.5
Color Rendering Index - R9 (l)	91.2
Duv (l)	-0.0022
Chromaticity Coordinate (x)	0.442
Chromaticity Coordinate (y)	0.400
Chromaticity Coordinate (u')	0.256
Chromaticity Coordinate (v')	0.521

TEST METHODS

SEASONING IN SAMPLE ORIENTATION - LED PRODUCTS

No seasoning was performed in accordance with IESNA LM-79.

INTEGRATING SPHERE TESTING

A spectroradiometer and integrating sphere were used to measure the spectral distribution for each EUT resulting in photometric and colorimetric data. Electrical measurements of the unit were measured using a power analyzer. Each EUT was operated at the rated input voltage of the system in its designated orientation. The ambient temperature was measured at a position inside the sphere and stabilization procedures to LM-79 were followed.

TYPE C GONIOPHOTOMETER DISTRIBUTION TESTING

A Type C Mirror Goniophotometer system was used to measure the luminous intensity (candela) at each angle of distribution for the EUT. Electrical measurements of the unit were measured using a power analyzer. Each EUT was operated at the rated input voltage of the system in its designated orientation. The ambient temperature was measured at a position near the EUT at equal height and stabilization procedures to LM-79 were followed.

*ANSI/IES Technical Memorandums (TM) reported are not NVLAP accredited

TYPE C GONIOPHOTOMETER DISTRIBUTION TESTING

REPORT NO. 105870896CHI-002

Test Configuration	Tested Model No.	Pass/Fail/NA
1	L35L-19W-FL-WZ-TC-SAWW	NA

PHOTOMETRIC AND ELECTRICAL MEASUREMENTS (25°C +/- 1°C)

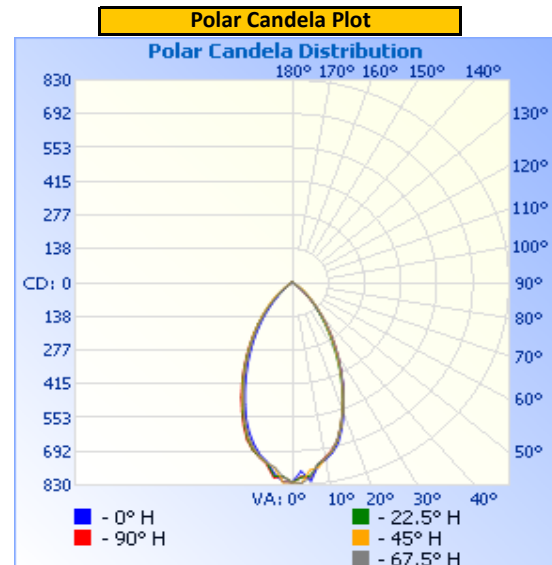
Base Orientation	Input Voltage (Vac)	Input Current (mA)	Input Power (W)	Input Power Factor ()
Up	119.99	192.5	20.05	0.868

Light Output (lm)	Lumen Efficacy (lm/W)
734.9	36.7

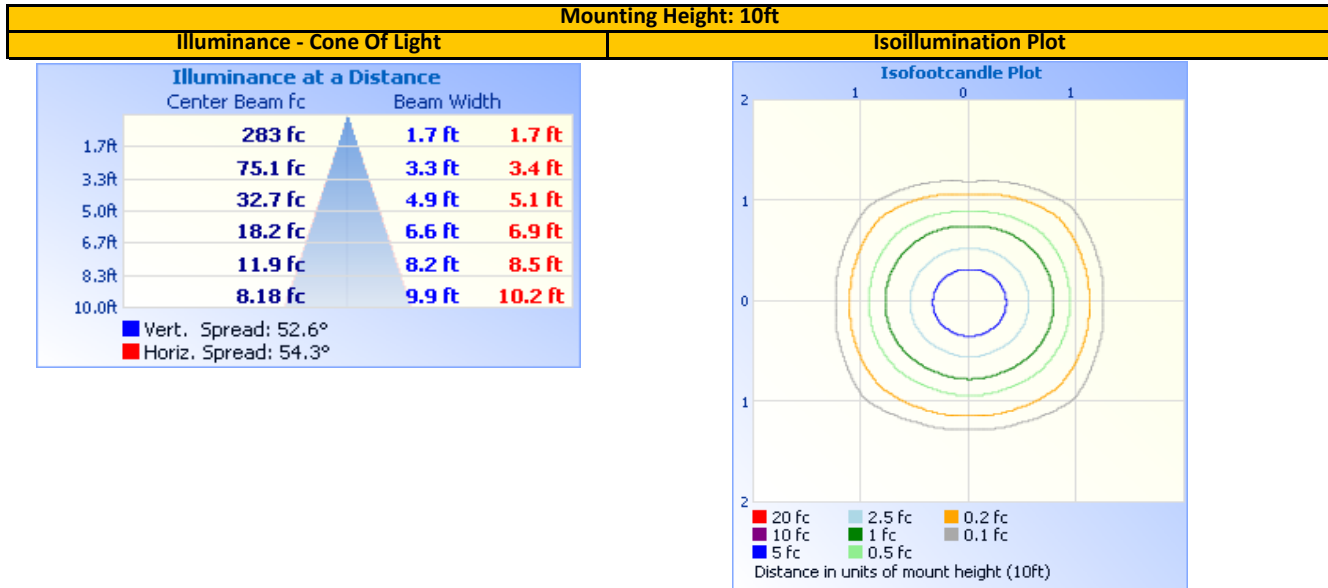
INTENSITY SUMMARY - CANDELA

Angle	0	22.5	45	67.5	90
0	818	818	818	818	818
5	816	794	771	803	803
10	737	732	731	729	727
15	679	669	668	666	668
20	573	562	566	567	563
25	459	446	452	456	454
30	346	334	344	351	351
35	247	238	248	257	257
40	166	162	172	176	172
45	107	106	115	108	98
50	58	62	72	58	49
55	21	27	42	25	16
60	12	12	17	11	10
65	9	9	9	9	8
70	6	6	6	6	5
75	3	3	3	3	3
80	2	2	2	2	2
85	0	0	0	1	1
90	0	0	0	0	0
95	0	0	0	0	0
100	0	0	0	0	0
105	0	0	0	0	0
110	0	0	0	0	0
115	0	0	0	0	0
120	0	0	0	0	0
125	0	0	0	0	0
130	0	0	0	0	0
135	0	0	0	0	0
140	0	0	0	0	0
145	0	0	0	0	0
150	0	0	0	0	0
155	0	0	0	0	0
160	0	0	0	0	0
165	0	0	0	0	0
170	0	0	0	0	0
175	0	0	0	0	0
180	0	0	0	0	0

Entire luminous intensity matrix found in .IES file



ILLUMINANCE SUMMARY



ZONAL LUMENS

Zonal Lumen Summary					
Zone	Lumens	Luminaire	Zone	Lumens	Total
0-30	459.3	62.5%	90-100	0.0	0.0%
0-40	614.6	83.6%	10-20	182.6	24.9%
0-60	723.4	98.4%	20-30	204.0	27.8%
60-90	11.5	1.6%	30-40	155.3	21.1%
70-100	3.9	0.5%	40-50	83.2	11.3%
90-120	0.0	0.0%	50-60	25.6	3.5%
0-90	734.9	100.0%	60-70	7.6	1.0%
90-180	0.0	0.0%	70-80	3.2	0.4%
0-180	734.9	100.0%	80-90	0.7	0.1%
			110-120	0.0	0.0%
			120-130	0.0	0.0%
			130-140	0.0	0.0%
			140-150	0.0	0.0%
			150-160	0.0	0.0%
			160-170	0.0	0.0%
			170-180	0.0	0.0%

Test Configuration	Tested Model No.	Pass/Fail/NA
1	L35L-19W-FL-WZ-TC-SAWW	NA

PHOTOMETRIC, COLORIMETRIC, AND ELECTRICAL MEASUREMENTS (25°C +/- 1°C)

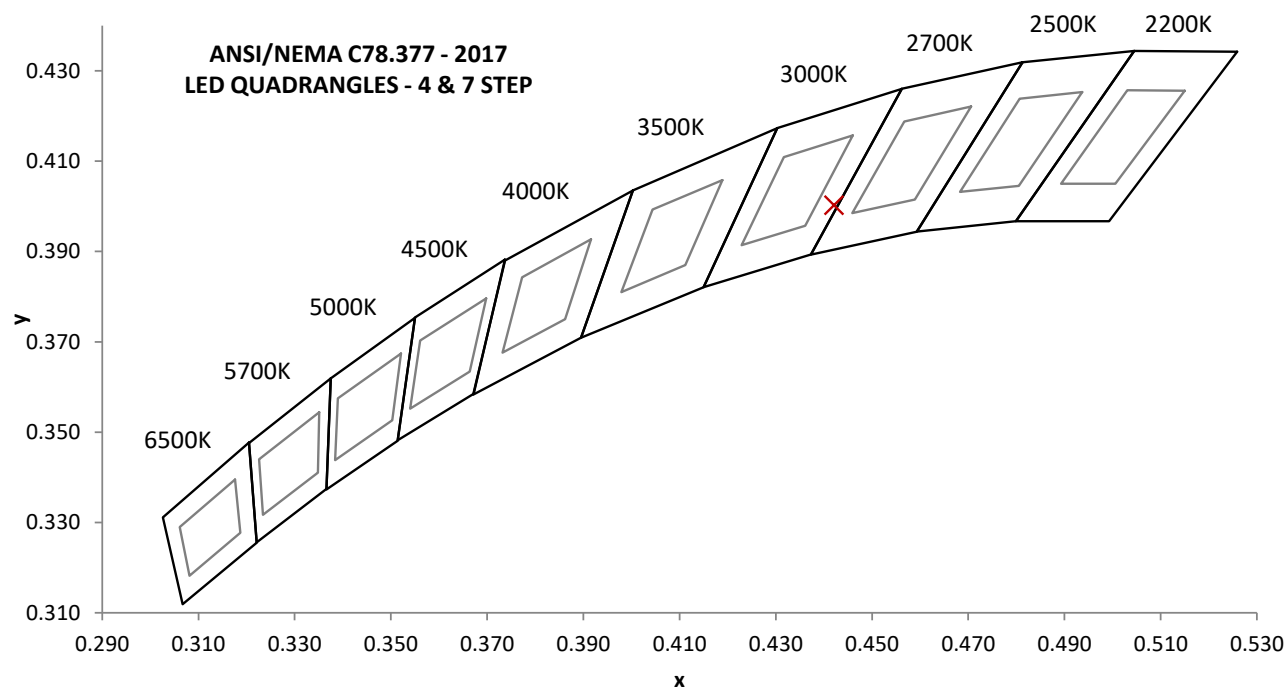
Base Orientation
Up

Input Voltage (Vac)	Input Current (mA)	Input Power (W)	Input Power Factor (I)	Input ATHD (%)
120.00	192.1	20.08	0.908	29.30

Measured at 120(Vac)

Light Output (lm)	Lumen Efficacy (lm/W)	CCT (K)	CRI - Ra (I)	CRI - R9 (I)
707.7	35.2	2884	93.5	91.2

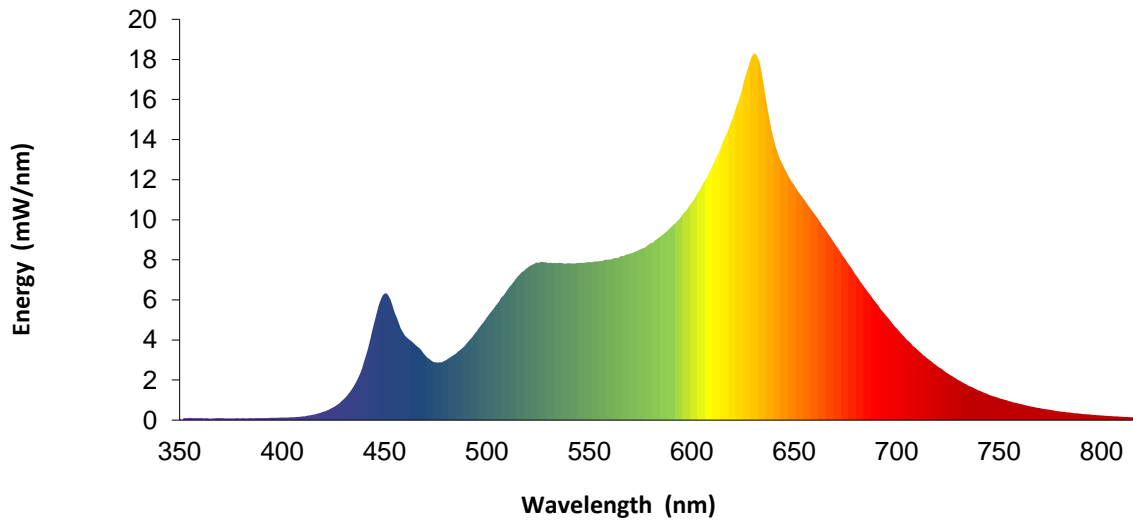
Duv (I)	1931 Chrom (x)	1931 Chrom (y)	1976 Chrom (u')	1976 Chrom (v')
-0.0022	0.442	0.400	0.256	0.521



SPECTRAL DISTRIBUTION OVER WAVELENGTHS

nm	mW/nm		nm	mW/nm		nm	mW/nm		nm	mW/nm
350	0.1		460	4.2		570	8.3		680	7.3
355	0.1		465	3.8		575	8.5		685	6.5
360	0.1		470	3.2		580	8.8		690	5.8
365	0.1		475	2.9		585	9.2		695	5.2
370	0.1		480	3.0		590	9.6		700	4.6
375	0.1		485	3.3		595	10.2		705	4.0
380	0.1		490	3.8		600	10.9		710	3.5
385	0.1		495	4.4		605	11.7		715	3.1
390	0.1		500	5.1		610	12.6		720	2.7
395	0.1		505	5.8		615	13.8		725	2.3
400	0.1		510	6.5		620	15.1		730	2.0
405	0.1		515	7.2		625	16.7		735	1.7
410	0.2		520	7.6		630	18.2		740	1.5
415	0.3		525	7.8		635	16.8		745	1.3
420	0.4		530	7.8		640	14.0		750	1.1
425	0.6		535	7.8		645	12.6		755	0.9
430	1.0		540	7.8		650	11.7		760	0.8
435	1.7		545	7.8		655	11.0		765	0.7
440	2.9		550	7.9		660	10.3		770	0.6
445	4.8		555	7.9		665	9.5		775	0.5
450	6.3		560	8.0		670	8.8		780	0.4
455	5.4		565	8.2		675	8.0		---	---

Without correction of sample absorption.



Portrayed color in graphic is estimated by wavelength (nm) and may not be exact - it is a visual representation only



Total Quality. Assured.

EQUIPMENT LIST

545 E Algonquin Rd
Arlington Heights, IL 60005
Telephone: (847) 439-5667
www.intertek.com

REPORT NO. 105870896CHI-002

#	Equipment	Model No	Control No.	Last Cal	Cal Due
1	Yokogawa Power Meter	WT310E	CHI0664	4/2/2024	4/2/2025
2	Omega Thermometer	DPI8-C24	146920	10/9/2023	10/9/2024
3	LSI High Speed Mirror Goniometer	6440T	146928	VBV	VBV
4	Omega Thermohygrometer	OM-CP-RFPRHTEMP2000A	CHI0764	3/14/2024	3/14/2025
5	Chroma Power Supply	61604	CHI0371	VBV	VBV
8	Omega Thermohygrometer	OM-CP-RFPRHTEMP2000A	CHI0727	3/14/2024	3/14/2025
9	Labsphere Spectroradiometer	CDS2600	CHI0539	VBV	VBV
10	3 Meter Sphere	SPR600	CHI0088	VBV	VBV
11	Elgar AC Power Supply	CW1251	146112	VBV	VBV
12	Sorenson DC Power Supply	XFR150-8	146846	VBV	VBV
13	Yokogawa Power Meter	WT1600	146770	10/11/2023	10/11/2024
17	Omega thermometer	USB TC08	EQAH002615	4/5/2024	4/5/2025
26	Xitron Power Analyzer	2801	CHI0763	4/10/2024	4/10/2025

Note: Standard sources listed above are traceable to NIST: National Institute of Standards and Technology

REVISION HISTORY

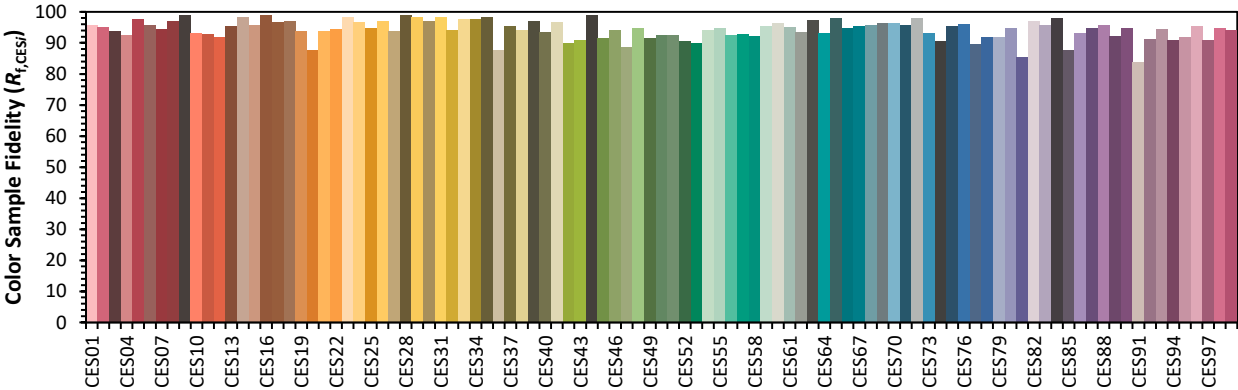
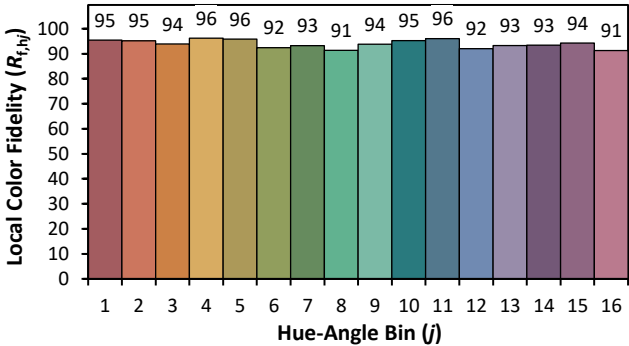
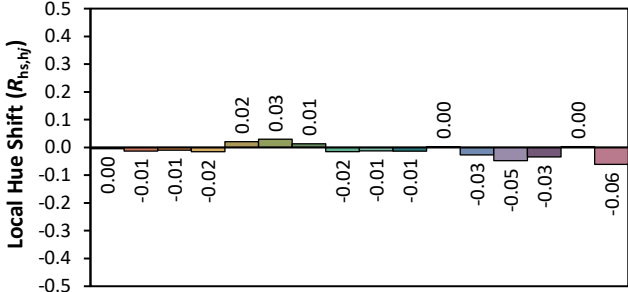
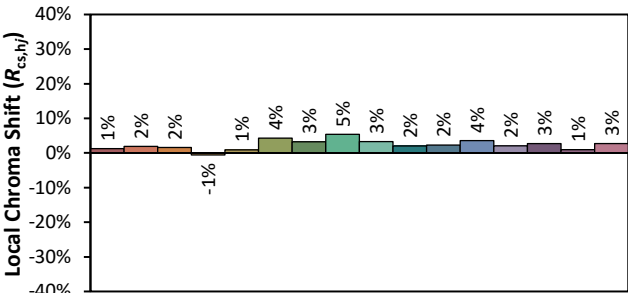
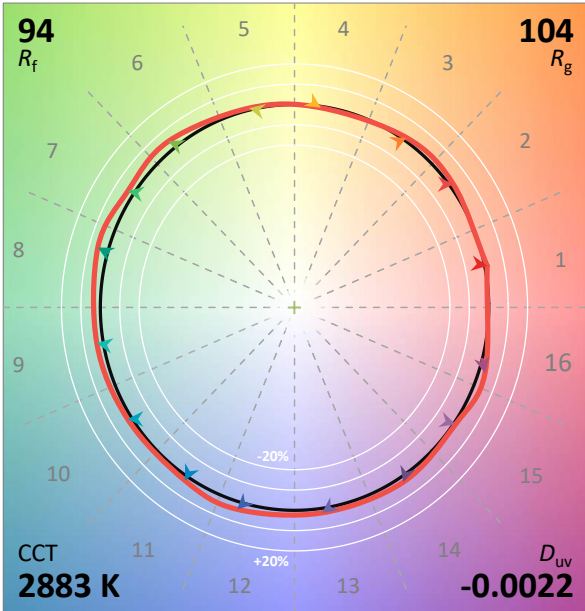
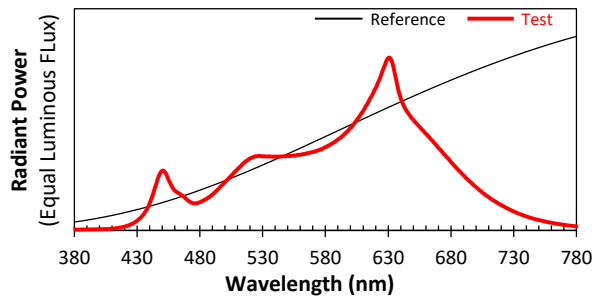
#	Revision Date	Updated By	Reviewed By	Description of Change
---	None	---	---	---
---	---	---	---	---
---	---	---	---	---

Test Configuration	Tested Model No.	Pass/Fail/NA
1	L35L-19W-FL-WZ-TC-SAWW	NA

ANSI/IES TM-30-18 Color Rendition Report

Source: User SPD
Date: 7/12/2024

Manufacturer: Pure Edge Lighting
Model: L35L-19W-FL-WZ-TC-SAWW



Notes: This is a recommended method for displaying ANSI/IES TM-30-18 information.

x 0.4421
y 0.4002
u' 0.2556
v' 0.5206