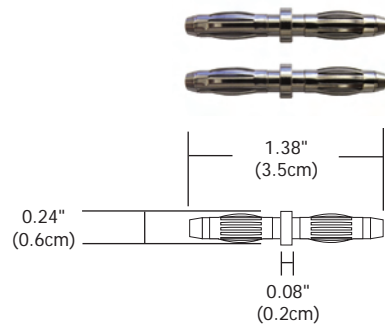


Pair of Straight Isolating Connectors

Isolating connectors physically join and electrically isolate two Monorail sections. All dual power feed canopies include a pair of isolating connectors to isolate the two power feeds. Clear finish.

Weight:
.01 lb (.005 kg)

System	Type
MC	SI
MC Monorail Connector	SI Straight Isolating

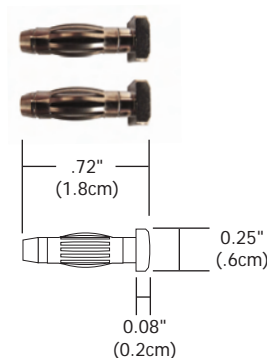


Pair of Straight Conductive Connectors

Conductive connectors physically join and electrically conduct two Monorail sections. One pair included with each piece of Monorail. Purchase separately if Monorail is to be cut and rejoined. Satin nickel, polished nickel or antique bronze finish.

Weight:
.02 lb (.009 kg)

System	Type	Finish
MC	SC	SN
MC Monorail Connector	SC Straight Conductive	SN Satin Nickel PN Polished Nickel BZ Antique Bronze (Monorail Only)




Pair of End Caps

End caps push into the ends of Monorail runs for a finished look. One pair required for each end. Satin nickel, polished nickel or antique bronze finish.

Weight:
.01 lb (.005 kg)

System	Type	Finish
MC	CA	SN
MC Monorail Connector	CA End Caps	SN Satin Nickel PN Polished Nickel BZ Antique Bronze (Monorail Only)



Monorail End Adjustable Connector

Comprised of 2 Monorail End power connectors with 36" or 96" of adjustable cable (clear coated) in between to electrically connect one Monorail to another. Can also be used as a power feed to the Monorail from a surface mount transformer. Satin nickel, polished nickel or antique bronze finish.

Weight:
.01 lb (.005 kg)

System	Type	Length	Finish
MC	ME	36	SN
MC Monorail Connector	ME Monorail End Connector	36 36" (91.5cm) 96 96" (243.8cm)	SN Satin Nickel PN Polished Nickel BZ Antique Bronze (Monorail Only)

PROJECT:

FIXTURE
TYPE:

DATE: