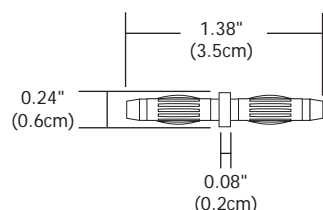


Monorail 2 Circuit Straight Isolating Connectors

Isolating connectors physically join and electrically isolate two Monorail 2 Circuit sections. All dual power feed canopies include a set of isolating connectors to isolate the power feeds. Clear finish.

Weight:
.01 lb (.005 kg)

System	Type
M2C	SI
M2C Monorail 2 Circuit Connector	SI Straight Isolating

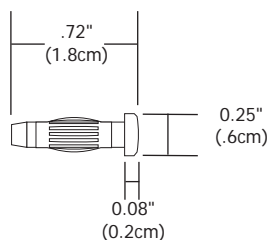


Monorail 2 Circuit Connectors Straight Conductive

Conductive connectors physically join and electrically conduct two Monorail 2 Circuit sections. One set included with each piece of Monorail. Purchase separately if 2 Circuit Monorail is to be cut and rejoined. Satin nickel, polished nickel or antique bronze finish.

Weight:
.01 lb (.005 kg)

System	Type	Finish
M2C	SC	SN
M2C Monorail 2 Circuit Connector	SC Straight Conductive	SN Satin Nickel PN Polished Nickel BZ Antique Bronze

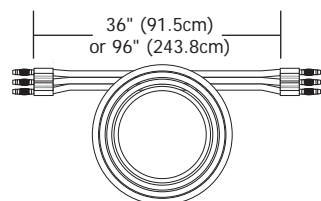


Monorail 2 Circuit End Caps

End caps push into the ends of Monorail 2 Circuit runs for a finished look. One set required for each end. Satin nickel, polished nickel or antique bronze finish.

Weight:
.01 lb (.005 kg)

System	Type	Finish
M2C	CA	SN
M2C Monorail 2 Circuit Connector	CA End Caps	SN Satin Nickel PN Polished Nickel BZ Antique Bronze



Monorail 2 Circuit Monorail End Adjustable Connector

Comprised of 2 Monorail end power connectors with 36 inches or 96 inches of adjustable cable (clear coated) in between to power one Monorail 2 Circuit from the other. Can also be used as a power feed to the Monorail 2 Circuit from a surface mount transformer. Satin nickel, polished nickel, or antique bronze finish.

Weight:
.01 lb (.005 kg)

System	Type	Length	Finish
M2C	ME	36	SN
M2C Monorail 2 Circuit Connector	ME Monorail End Connector	36 36" (91.5cm) 96 96" (243.8cm)	SN Satin Nickel PN Polished Nickel BZ Antique Bronze

PROJECT:

FIXTURE
TYPE:

DATE: